Former City of Tuttle Gas Station
Tuttle, Ok
Remediation Final Report

Prepared by:
Department of Environmental Quality
707 North Robinson
Oklahoma City, Oklahoma 73101

The Oklahoma Department of Environmental Quality (DEQ) is pleased to present the City of Tuttle with the Final Remediation Report for the former City of Tuttle Gas Station.

Background

On February 2, 2016, DEQ completed the asbestos and lead-based paint inspections on the Former City of Tuttle Gas Station. On August 18, 2015, DEQ entered into an agreement with City of Tuttle to perform the abatement of the lead-based paint and asbestos in the building. The lead-based paint and asbestos abatement was completed on February 29, 2016. Included in this report is an Operations and Maintenance plan that lists areas that require continuing operations and maintenance. This completes the DEQ cleanup of the property. For more detail on the activities described below, see enclosed reports.

Asbestos Remediation

DEQ and its contractors completed the following activities:

- Asbestos inspection:
- Removal of asbestos containing material, including:
  Asbestos-containing Transite exterior siding.

Lead Remediation

DEQ and its contractors completed the following activities:

- Lead based paint (LBP) inspection
- LBP abatement, consisting of:
  - Scraping and sealing ceiling of room one (metal soffit), ceiling of covered drive (metal soffit), building exterior walls, soffit and fascia.
  - Removal and replacement of 2 wood frame windows in room 1, front door replacement in room 1 and side door replacement in room 3.
  - Replaced approximately 2” of new soil on three sides of the building, place 360 square feet of new Bermuda sod on 3 sides of building and place 2” of new gravel on front side of building under drive through area.

OKLAHOMA DEPARTMENT OF ENVIRONMENTAL QUALITY

1	Legal Documents
2	Inspection Reports
3	Scope of Work
4	Final Abatement Reports
5	Management Plan

Legal Documents

MEMORANDUM OF AGREEMENT
BETWEEN
THE OKLAHOMA DEPARTMENT OF ENVIRONMENTAL QUALITY AND
THE CITY OF TUTTLE

1. **PURPOSE:** The purpose of this Memorandum of Agreement (MOA) is to establish a mutual framework governing the respective organizational relationships, responsibilities, and activities between the Oklahoma Department of environmental Quality (DEQ) and the City of Tuttle (the City). This agreement is primarily for occupancy and access to the former gas station located at 408 West Main in Tuttle, Oklahoma, before and during remediation. The areas of responsibility and relationships presented herein provide the concept under which the program will be executed.

2. **BACKGROUND:** The building contains asbestos and lead based paint. DEQ plans to abate the asbestos and lead based paint in affected portions of the building and building exterior.

3. **RESPONSIBILITIES OF THE PARTIES:** The following paragraphs identify responsibilities of the parties under this MOA:

City's Responsibilities:

- Provide keys and access to DEQ and its contractors as needed to evaluate and remediate the building;
- Restrict occupant's use/presence in the building during remediation, as requested. This could include removing equipment, vehicles, and other items that may be in the way of cleanup activities; and
- Coordinate with DEQ during the remediation process.

DEQ's Responsibilities:

- Provide regular progress reports to the City;
- Mitigate hazards to remedial goals with minimal use restrictions;
- Supply the City with a final report of all DEQ activities;
- File mandatory Notice of Remediation, i.e. deed notice;
- Notify the City of ongoing operations and maintenance issues, if any; and
- Perform ready for reuse ceremony, if appropriate.

4. **BUILDING USE RESTRICTIONS DURING CLEANUP**

- No access to the building or areas of the building during cleanup; and
- No use that would allow exposure to contaminants.

5. **RESPONSIBILITY FOR COSTS:** DEQ is responsible for costs associated with site characterization and remediation at the former gas station located at 408 West Main in Tuttle, Oklahoma. DEQ is not responsible for costs associated with insuring, maintenance, and mowing of the property. DEQ is not responsible for structural issues, replacement of roofing systems, mold issues, or building security. This MOA is expressly contingent upon funding and shall terminate without penalty either in whole or part if funds are not made available to the Site Cleanup Assistance Program.

6. **PUBLIC INFORMATION:** The City is generally responsible for all public information. However, DEQ may make public announcements and respond to all inquiries relating to the characterization and remediation of the building. They City and DEQ shall make their best efforts to give the other party advance notice before making any public statement regarding work contemplated, undertaken, or completed pursuant to this MOA. DEQ will prepare a press release in advance of the completion ceremony, if one is held.

7. **COMMUNICATIONS AND COORDINATION REPRESENTATIVES:** To provide consistent and effective communication between DEQ and the City, each party shall appoint a principal representative to serve as its central point of contact on matters relating to this MOA.

For the DEQ:

Alisha Grayson
Project Manager
PO Box 1677, Oklahoma City, OK 73101-1677
(405) 702-5112
alisha.grayson@deq.ok.gov

For the City of Tuttle:

Tim Young
City Manager
City of Tuttle, OK
(405) 381-3775
tyoung@cityoftuttle.com

Aaron Slattery
Public Works Director
City of Tuttle, OK
(405) 381-5902
aslattery@cityoftuttle.com

8. **MISCELLANEOUS:** This MOA shall not affect any pre-existing or independent relationships or obligations between the parties.

9. **EFFECTIVE DATE:** This Agreement becomes effective upon the date of the signature of the Executive Director of DEQ and will remain in effect until the former gas station located at 408 West Main in Tuttle, Oklahoma has been remediated and released for occupancy by DEQ

10. **ACCEPTANCE OF AGREEMENT:** The parties acknowledge and agree that they have read the Agreement and that they accept the responsibilities with which they are charged. The City agrees to comply with the building use restrictions during cleanup and understands that failure to comply with said restrictions or failure to adhere to the responsibilities enumerated in this Agreement may result in delayed remediation.

Tim Young
City Manager
City of Tuttle

8/18/2015
DATE

Scott A. Thompson
Executive Director
Department of Environmental Quality

8-25-15
DATE

NOTICE OF REMEDIATION

COMPLETION OF REMEDIATION
FORMER GAS STATION
TUTTLE, OKLAHOMA

AFFECTED PROPERTY: The Affected Property is the former gas station located at 408 West Main, Tuttle, Grady County, Oklahoma 73089.

The Property location: NW ¼ NE ¼ of Section 3, T9N, R6W, Grady County, Oklahoma.

The property's legal description is:
03-09-06-03650 ALL LOTS 8-9 BLOCK 39 in the town of Tuttle, Grady County, Oklahoma, as shown by the official recorded plat.

LEGAL BASIS FOR NOTICE: The Oklahoma Department of Environmental Quality (DEQ) hereby files this Notice of Remediation pursuant to Oklahoma Statutes, 27A O.S. § 2-7-123 (C). This Notice does not grant any right to any person not already allowed by law and shall not be construed to authorize or encourage any person or other legal entity to cause or increase pollution, to avoid compliance with state or federal laws and regulations regarding pollution or to escape responsibility for maintaining environmentally sound operations.

DEQ may take administrative or civil action to recover costs or to compel compliance with the Land Use Restrictions and to prevent damage to or interference with the Engineering Controls and Continuing Operation and Maintenance of said Engineering Controls herein described.

The Land Use Restrictions, Engineering Controls and Continuing Operation and Maintenance of said Engineering Controls shall apply to the Affected Property and to persons who own and/or use the Affected Property until such time as DEQ files a subsequent Notice of Remediation that changes or removes one or more of them. Activities that cause or could cause damage to the Remedy or the Engineering Controls or recontamination of soil or groundwater are prohibited.

REASON FOR NOTICE: The above described Affected Property was contaminated with materials that required remediation pursuant to state and federal environmental laws and regulations. Sampling performed by DEQ contractors, conducted on January 28, 2014, indicated that there was asbestos, lead-based paint, and lead dust in the building.

REMEDY: Remediation activities (Remedy) at the Affected Property included abatement of asbestos, lead-based paint and remediation of lead dust from the building. The remedy was completed on February 2, 2016.

For more detailed information please refer to *Former City of Tuttle Gas Station, Oklahoma Remediation Final Report.* To obtain a copy of the report, contact:

Oklahoma Department of Environmental Quality
Central Records

Mailing Address
P.O. Box 1677
Oklahoma City, Oklahoma 73101

2017-003444 Book 5172 Page 245
2/15/2017 2:26 PM Pg 245-246
Fee: $15.00 Doc: $0.00
Sharon Shoemake- Grady County Clerk
State of Oklahoma

TR

2017-003444 Book 5172 Page 246
2/15/2017 2:26 PM Pg 245-246
Fee: $15.00 Doc: $0.00
Sharon Shoemake- Grady County Clerk
State of Oklahoma

Physical Address
707 N Robinson
Oklahoma City, Ok 73101

Files may also be found at:
http://www.deq.state.ok.us/lpdnew/scapIndex.htm

DISCLAIMER

(A) Lead: DEQ did not test every painted surface inside and outside of the building; therefore, there is a potential for lead-based paint at the affected property.

(B) Asbestos: DEQ did not test all building materials inside and outside of the building; therefore, there is a potential for asbestos at the affected property.

ENGINEERING CONTROLS, CONTINUING OPERATION, MAINTENANCE AND MONITORING

(A) Lead-based paint encapsulant: Lead-based paint encapsulant was applied over lead-based paint on non-friction surfaces. These areas should be periodically inspected and maintained as appropriate.

(B) Lead in soil: The building drip line contains elevated levels of lead in soil. Sod and gravel was place over the buildings drip line. This area should be periodically inspected and maintained as appropriate.

This Notice of Remediation and requirements contained herein run with the land and no change of ownership of the Affected Property will change the Land Use Restrictions.

Scott A. Thompson, Executive Director
Oklahoma Department of Environmental Quality

2-8-17
Date

ACKNOWLEDGMENT

STATE OF OKLAHOMA
COUNTY OF OKLAHOMA

Before me, a Notary Public, in and for said County and State, on this 8th day of Feb, 2017, personally appeared Scott A. Thompson to me known to be the identical person who executed the within and foregoing instrument and acknowledged to me that executed the same as free and voluntary act and deed for the uses and purposed therein set forth. In Testimony Whereof, I have hereunto set my hand and official seal the day and year above written.

My Commission expires:
January 17, 2020

Teresa M McPherson
Notary Public

TERESA MCPHERSON NOTARY PUBLIC STATE OF OKLAHOMA #08000751 EXP. 01/17/20

GRADY COUNTY CLERK
COUNTY OKLAHOMA

I the undersigned County Clerk in and for Grady County State of Oklahoma, hereby certify that this is a true and correct copy of Notice of Remediation, as recorded in Book 5172 Page 245 together with all the endorsements thereon

Dated at Chickasha, Grady County, Oklahoma this 15th day of Sept, 2017

Sharon Shoemake, Co. Clerk

By Dawn Milder Deputy

Inspection Reports

CITY OF TUTTLE ACQUISITION

FEBRUARY 18, 2014

LEAD-BASED PAINT INSPECTIONS

SERVICES PROVIDED FOR:

Oklahoma Department of Environmental Quality
Land Protection Division
Care Of: Rachel Francks, Environmental Programs Specialist
Post Office Box 1677
Oklahoma City, Oklahoma 73102
405.705.5103
Rachel.Francks@deq.ok.gov

SERVICES PROVIDED BY:

Marshall Environmental Management, Incorporated
Attention: Jamie Marshall, Lead-Based Paint Inspector/Risk Assessor
1601 Southwest 89th Street, Suite A-100
Oklahoma City, Oklahoma 73159
405.616.0401
marshenv@swbell.net

TABLE OF CONTENTS

CERTIFICATION *3*

OWNER INFORMATION *3*

CERTIFIED LEAD-BASED PAINT INSPECTOR/RISK ASSESSOR *3*

CERTIFIED LEAD-BASED PAINT FIRM *3*

X-RAY FLUORESCE ANALYZER *3*

EXECUTIVE SUMMARY *4*

HISTORICAL OVERVIEW OF LEAD-BASED PAINT ACTIVITIES *4*

SCOPE OF SERVICE *4*

DISCLAIMER & STANDARD OF CARE *4*

ANALYTICAL FINDINGS *5*

TABLE I: LUMBER SHOP – LEAD-BASED PAINTED SURFACES *5*

TABLE II: GAS STATION – LEAD-BASED PAINTED SURFACES *5*

DISCLOSURE STATEMENT AND OWNERS LEGAL OBLIGATION *6*

LEAD-BASED PAINT INFORMATION *6*

APPENDIX *7*

CITY OF TUTTLE ACQUISITION

LEAD-BASED PAINT INSPECTIONS

CERTIFICATION

This is to certify that, Marshall Environmental Management, Incorporated (MEM) was contracted by the State of Oklahoma Construction and Properties Division, on behalf of the Oklahoma Department of Environmental Quality (ODEQ) Land Protection Division (LPD), to conduct Lead-Based Paint (LBP) Inspections of the various structures located at 410 West Bond Street and 408 West Main Street in Tuttle, Oklahoma. These inspections were performed on January 28, 2014 by Rachel Woods, licensed Oklahoma Department of Environmental Quality (ODEQ) LBP Inspector/Risk Assessor, in accordance with the requirements set forth by the Environmental Protection Agency (EPA)[1]. The instrumentation utilized to conduct these inspections was calibrated in accordance with the manufacture specifications; therefore, the analytical data resulting from these inspections is believed to reflect the concentrations of lead, in paint, that were present at the time these inspections were performed.

OWNER INFORMATION

City of Tuttle

CERTIFIED LEAD-BASED PAINT INSPECTOR/RISK ASSESSOR



February 18, 2014

Rachel Woods, B.S., Industrial Hygiene Associate — ***Report Date***

ODEQ Certification Lead-Based Paint Inspector/Risk Assessor — *OKRASR13701*

CERTIFIED LEAD-BASED PAINT FIRM

Marshall Environmental Management, Incorporated
1601 Southwest 89th Street, Suite A-100
Oklahoma City, Oklahoma 73159
Phone: 405.616.0401
Email: marshenv@swbell.net
ODEQ Certification Lead-Based Paint Firm OKFIRM11160

X-RAY FLUORESCE ANALYZER

Analyzer Make: *Niton XLp Spectrum Analyzer*
Analyzer Model: *#XLp 300A*
Analyzer Serial Number: *12585*
Source Date: *March 15, 2011*

[1] *Requirements for Lead-based Paint Activities in Target Housing and Child-occupied Facilities(40 Code of Federal Regulations Part 745)*

EXECUTIVE SUMMARY

On January 28, 2014, MEM conducted a LBP Inspection of the various structures located at410 W Bond Street and 408 West Main Street in Tuttle, Oklahoma. According to the EPA, *Lead-Based Paint* is characterized as paint that contains lead in concentrations greater than or equal to 1-milligram per square centimeter (≥1-mg/cm^2). As a result of these inspections, various interior and exterior surfaces associated with the Lumber Shop and Gas Station were identified as lead based. The location, substrate and color of paint identified as *lead based* are summarized in the Analytical Findings portion of this report (see below). The remainder of this report includes the Sampling Methodology, Analytical Findings, Disclosure Statement, Legal Obligation as well as information regarding LBP. Applicable certifications are provided for your records in the Appendix to this report.

HISTORICAL OVERVIEW OF LEAD-BASED PAINT ACTIVITIES

Historical records were not provided for review nor was there evidence or information that would suggest that a prior LBP Inspection or Risk Assessment occurred at the said property.

SCOPE OF SERVICE

This LBP Inspection was accomplished so that the location(s) of paint that contain lead in concentrations ≥1-mg/cm^2, if present, can be identified. As part of this LBP Inspection and in accordance with the EPA, all applicable, painted surfaces excluding non-fixed and factory-painted items were representatively sampled and analyzed for lead content. This LBP Inspection, however, was limited to certain aspects of the building construction. These limitations can restrict and/or prevent the complete inspection of hidden or inaccessible building components. Painted surfaces were analyzed for lead content by utilizing an X-Ray Fluorescence (XRF), direct reading data-logging instrument *Niton XLp Spectrum Analyzer #XLp 300A.* Additionally, the street facing side of the structure(s) was identified as side *A*. Going in a clockwise direction, the remaining sides were categorized as side *B*, *C* and *D* respectively. The client and/or owner are expected to provide access to the structure(s) in addition to notifying and providing, if necessary, an explanation of the LBP Inspection to the occupants. At the time this inspection was performed, no deviations from the scope of service occurred.

DISCLAIMER & STANDARD OF CARE

The City of Tuttle Acquisition project is comprised of two properties: 410 West Bond Street and 408 West Main Street in Tuttle, Oklahoma. 410 West Bond consists of a lumberyard and various metal buildings, and 408 West Main consists of a gas station and various buildings. Although paint on various surfaces may not contain lead in concentrations that exceed the federal standard, a hazard could be presented if painted surfaces are disturbed. Occupational Safety and Health Administration (OSHA) regulations covering worker safety and health may apply when painted surfaces, lead-based paint or not, are disturbed. The EPA pre-renovation rule requires that the contractor provide a copy of the booklet *Protect Your Family from Lead in Your Home* or *Renovate Right: Important Lead Hazard Information for Families, Child Care Providers and Schools* for any renovation that may disturb more than 2-square feet (2-ft^2) of painted surface in a facility built before 1978. Furthermore, if renovation of any kind takes place the contractor should provide a copy of *Renovate Right: Important Lead Hazard Information for Families, Child Care Providers and Schools*. This Report was generated utilizing the EPA protocol referenced in the Certification portion of this Report. The analytical results associated with this inspection are only applicable on the date(s) indicated and future activities may alter the results.

ANALYTICAL FINDINGS

The following table summarizes the LBP surface(s) that were identified. The corresponding analytical data, including calibration checks and start/stop times, and an area diagram, illustrating the structure(s) and room equivalents, are included in the Appendix to this Report.

TABLE I: LUMBER SHOP – LEAD-BASED PAINTED SURFACES

SAMPLING LOCATION	SIDE	SUBSTRATE	COLOR
GAS STATION EXTERIOR – SIGN	1A	WOOD	ORANGE
GAS STATION EXTERIOR – SIGN	1B	WOOD	ORANGE

TABLE II: GAS STATION – LEAD-BASED PAINTED SURFACES

SAMPLING LOCATION	SIDE	SUBSTRATE	COLOR
EXTERIOR – WALL	A	CONCRETE	WHITE
EXTERIOR – WINDOW	A	WOOD	BLUE
EXTERIOR – DOOR JAM	A	WOOD	BLUE
EXTERIOR – COLUMN	A	CONCRETE	WHITE
EXTERIOR – FASCIA	A	WOOD	WHITE
EXTERIOR – SOFFIT	A	WOOD	WHITE
EXTERIOR – CEILING	A	METAL	BLACK
EXTERIOR – WALL	B	CONCRETE	WHITE
EXTERIOR – SOFFIT	B	WOOD	WHITE
EXTERIOR – FASCIA	D	WOOD	WHITE
EXTERIOR – SOFFIT	D	WOOD	WHITE
EXTERIOR – DOOR	D	WOOD	WHITE
EXTERIOR – DOOR JAM	D	WOOD	BLUE
ROOM 1 - CEILING	A	METAL	BROWN
ROOM 1 – WALL	A	PLASTER	WHITE
ROOM 1 – WINDOW	A	WOOD	WHITE
ROOM 1 – WINDOW	B	WOOD	WHITE
ROOM 1 – WINDOW TRIM	B	WOOD	WHITE
ROOM 1 – WALL	B	PLASTER	WHITE
ROOM 1 – WALL	C	PLASTER	WHITE
ROOM 1 – PANELING	C	WOOD	WHITE
ROOM 1 – PANELING	D	WOOD	WHITE
ROOM 1 – WALL	D	PLASTER	WHITE
ROOM 1 – WINDOW SILL	D	WOOD	WHITE

DISCLOSURE STATEMENT AND OWNERS LEGAL OBLIGATION

Under Federal law (24 CFR Part 35 and 40 CFR Part 745), this LBP Inspection Report must be disclosed and made available to prospective tenants before becoming obligated under a lease or sales contract where LBP is present. If an Inspection finds that LBP is not present in certain multifamily dwelling units, which are to be leased, the dwelling unit(s) is exempt from disclosure requirements. However, under federal law **even if no LBP is identified** the owner is still required to fulfill certain legal responsibilities when the property is sold not leased. Property owners and sellers are also required to distribute an educational pamphlet and include standard warning language in their leases or sales contracts to ensure that information is provided in order to protect children from LBP hazards.

Information regarding the legal obligation to disclose results associated with LBP inspections and/or risk assessments to tenants and/or purchasers can be obtained from the National Lead Information Center Clearinghouse (1-800-424-LEAD). This information is specified in 24 CFR Part 35 and 40 CFR Part 745 (published in the *Federal Register*, Volume 61, Number 45, April 6, 1996, beginning on p. 9064).

LEAD-BASED PAINT INFORMATION

You may contact the National Lead Information Center Clearinghouse (1-800-424-LEAD) to obtain United States Department of Housing and Urban Development (HUD) and EPA brochures, question and answer booklets, regulations, mentioned in this Report, and other information regarding LBP disclosure.

APPENDIX

XRF ANALYTICAL DATA

AREA DIAGRAMS

PHOTOGRAPHS

CERTIFICATION/LICENSURE

Marshall Environmental Management, Inc.
1601 SW 89th Street, STE 100A
Oklahoma City, Oklahoma 73159

Index	Time	Type	Durat	Units	Component	Substrate	Side	Color	Results	Depth Index	Action Leve	PbC	PbL	PbK
1	2014-01-28 12:05	SHUTTER_C/	250.97	cps								2.08 ± 0.00	0.23 ± 0.00	0.00 ± 0.00
2	**2014-01-28 12:28**	**PAINT**	**19.92**	**mg / cm ^2**			**CALIBRATI**		**Positive**	**1.09**	**1.00**	**1.00 ± 0.10**	**1.00 ± 0.10**	**< LOD : 0.45**
3	**2014-01-28 12:29**	**PAINT**	**10.26**	**mg / cm ^2**			**CALIBRATI**		**Positive**	**1.18**	**1.00**	**1.10 ± 0.10**	**1.10 ± 0.10**	**0.60 ± 0.30**
4	**2014-01-28 12:31**	**PAINT**	**19.90**	**mg / cm ^2**			**CALIBRATI**		**Positive**	**1.10**	**1.00**	**1.00 ± 0.10**	**1.00 ± 0.10**	**< LOD : 0.45**
6	2014-01-28 12:37	PAINT	1.60	mg / cm ^2	WALL	DRYWALL	1A	WHITE	Negative	1.00	1.00	< LOD : 0.03	< LOD : 0.03	< LOD : 1.95
7	2014-01-28 12:38	PAINT	1.06	mg / cm ^2	TRIM	WOOD	1A	WHITE	Negative	1.00	1.00	< LOD : 0.03	< LOD : 0.03	< LOD : 1.80
11	2014-01-28 12:41	PAINT	1.06	mg / cm ^2	PEGBOARD	WOOD	1A	WHITE	Negative	1.02	1.00	< LOD : 0.06	< LOD : 0.06	< LOD : 2.32
13	2014-01-28 12:42	PAINT	7.33	mg / cm ^2	PEGBOARD	WOOD	1A	WHITE	Negative	1.23	1.00	0.90 ± 0.10	0.90 ± 0.10	< LOD : 0.69
14	2014-01-28 12:43	PAINT	1.07	mg / cm ^2	SHELF	WOOD	1A	WHITE	Negative	1.25	1.00	< LOD : 0.12	< LOD : 0.12	< LOD : 1.80
15	2014-01-28 12:43	PAINT	1.07	mg / cm ^2	SHELF TRIM	WOOD	1A	WHITE	Negative	1.46	1.00	< LOD : 0.11	< LOD : 0.11	< LOD : 1.65
17	2014-01-28 12:44	PAINT	1.07	mg / cm ^2	BULK HEAD	WOOD	1A	WHITE	Negative	1.00	1.00	< LOD : 0.04	< LOD : 0.04	< LOD : 1.63
19	2014-01-28 12:45	PAINT	2.40	mg / cm ^2	SIGN	WOOD	1A	WHITE	Negative	3.61	1.00	< LOD : 0.60	< LOD : 0.60	< LOD : 1.35
23	**2014-01-28 12:46**	**PAINT**	**1.20**	**mg / cm ^2**	**SIGN**	**WOOD**	**1A**	**ORANGE**	**Positive**	**1.31**	**1.00**	**1.70 ± 0.60**	**1.70 ± 0.60**	**< LOD : 3.00**
24	**2014-01-28 12:47**	**PAINT**	**1.60**	**mg / cm ^2**	**SIGN**	**WOOD**	**1B**	**ORANGE**	**Positive**	**1.14**	**1.00**	**1.40 ± 0.40**	**1.40 ± 0.40**	**< LOD : 2.25**
25	2014-01-28 12:47	PAINT	1.61	mg / cm ^2	SIGN	WOOD	1B	WHITE	Negative	2.54	1.00	< LOD : 0.60	< LOD : 0.60	< LOD : 1.50
27	2014-01-28 12:48	PAINT	1.07	mg / cm ^2	BULKHEAD	WOOD	1B	WHITE	Negative	1.12	1.00	< LOD : 0.06	< LOD : 0.06	< LOD : 1.74
28	2014-01-28 12:49	PAINT	3.86	mg / cm ^2	PEGBOARD	WOOD	1B	WHITE	Negative	1.59	1.00	0.80 ± 0.20	0.80 ± 0.20	< LOD : 0.75
29	2014-01-28 12:49	PAINT	1.07	mg / cm ^2	SHELF	WOOD	1B	WHITE	Negative	1.86	1.00	< LOD : 0.18	< LOD : 0.18	< LOD : 1.80
30	2014-01-28 12:51	PAINT	1.06	mg / cm ^2	WALL	DRYWALL	1B	WHITE	Negative	1.00	1.00	< LOD : 0.03	< LOD : 0.03	< LOD : 2.29
31	2014-01-28 12:52	PAINT	1.06	mg / cm ^2	BASEBOARD	WOOD	1B	WHITE	Negative	1.00	1.00	< LOD : 0.03	< LOD : 0.03	< LOD : 1.95
32	2014-01-28 12:54	PAINT	1.07	mg / cm ^2	DOOR JAMB	WOOD	1A	WHITE	Negative	3.05	1.00	< LOD : 0.32	< LOD : 0.32	< LOD : 1.92
33	2014-01-28 12:55	PAINT	1.07	mg / cm ^2	WALL	WOOD	1C	WHITE	Negative	1.51	1.00	< LOD : 0.06	< LOD : 0.06	< LOD : 2.15
34	2014-01-28 12:55	PAINT	1.06	mg / cm ^2	BASEBOARD	WOOD	1C	WHITE	Negative	1.00	1.00	< LOD : 0.03	< LOD : 0.03	< LOD : 1.94
35	2014-01-28 12:56	PAINT	1.06	mg / cm ^2	TRIM	WOOD	1C	WHITE	Negative	1.00	1.00	< LOD : 0.03	< LOD : 0.03	< LOD : 1.71
36	2014-01-28 12:56	PAINT	1.07	mg / cm ^2	DOOR JAMB	WOOD	1C	WHITE	Negative	2.53	1.00	< LOD : 0.17	< LOD : 0.17	< LOD : 1.65
37	2014-01-28 12:57	PAINT	1.06	mg / cm ^2	DOOR	WOOD	1C	BROWN	Negative	1.00	1.00	< LOD : 0.03	< LOD : 0.03	< LOD : 1.80
38	2014-01-28 12:57	PAINT	1.07	mg / cm ^2	TRIM	WOOD	1C	BROWN	Negative	4.23	1.00	< LOD : 0.40	< LOD : 0.40	< LOD : 1.75
39	2014-01-28 12:58	PAINT	1.07	mg / cm ^2	DOOR JAMB	WOOD	1C	BROWN	Negative	1.26	1.00	< LOD : 0.11	< LOD : 0.11	< LOD : 1.97
40	2014-01-28 12:59	PAINT	1.07	mg / cm ^2	WALL	DRYWALL	1C	WHITE	Negative	1.00	1.00	< LOD : 0.03	< LOD : 0.03	< LOD : 2.15
41	2014-01-28 13:00	PAINT	3.98	mg / cm ^2	PEGBOARD	WOOD	1C	WHITE	Negative	1.43	1.00	0.80 ± 0.10	0.80 ± 0.10	< LOD : 0.90
43	2014-01-28 13:01	PAINT	1.07	mg / cm ^2	SHINGLES	WOOD	1C	BROWN	Negative	1.80	1.00	< LOD : 0.11	< LOD : 0.11	< LOD : 1.42
44	2014-01-28 13:02	PAINT	1.33	mg / cm ^2	WALL	DRYWALL	1D	WHITE	Negative	1.00	1.00	< LOD : 0.03	< LOD : 0.03	< LOD : 2.04
45	2014-01-28 13:03	PAINT	1.07	mg / cm ^2	BULKHEAD	WOOD	1D	WHITE	Negative	1.58	1.00	< LOD : 0.11	< LOD : 0.11	< LOD : 1.70
46	2014-01-28 13:04	PAINT	3.47	mg / cm ^2	DOOR JAMB	WOOD	1D	WHITE	Negative	2.15	1.00	< LOD : 0.60	< LOD : 0.03	< LOD : 0.60
47	2014-01-28 13:06	PAINT	1.07	mg / cm ^2	WALL	WOOD	3A	BEIGE	Negative	1.00	1.00	< LOD : 0.03	< LOD : 0.03	< LOD : 2.25
48	2014-01-28 13:06	PAINT	1.06	mg / cm ^2	WALL	TRIM	3A	WHITE	Negative	1.00	1.00	< LOD : 0.03	< LOD : 0.03	< LOD : 1.72
49	2014-01-28 13:07	PAINT	1.06	mg / cm ^2	WALL	WOOD	3B	BROWN	Negative	1.00	1.00	< LOD : 0.03	< LOD : 0.03	< LOD : 2.27

Marshall Environmental Management, Inc.
1601 SW 89th Street, STE 100A
Oklahoma City, Oklahoma 73159

Index	Time	Type	Durat	Units	Component	Substrate	Side	Color	Results	Depth Index	Action Leve	PbC	PbL	PbK
50	2014-01-28 13:07	PAINT	1.07	mg / cm ^2	WALL	WOOD	3C	BROWN	Negative	1.00	1.00	< LOD : 0.03	< LOD : 0.03	< LOD : 1.88
51	2014-01-28 13:08	PAINT	1.06	mg / cm ^2	WALL	WOOD	3D	BROWN	Negative	1.00	1.00	< LOD : 0.03	< LOD : 0.03	< LOD : 2.04
52	2014-01-28 13:08	PAINT	1.06	mg / cm ^2	BASEBOARD	WOOD	3D	BROWN	Negative	2.74	1.00	< LOD : 0.09	< LOD : 0.09	< LOD : 1.64
54	2014-01-28 13:09	PAINT	1.06	mg / cm ^2	WALL	DRYWALL	4A	BROWN	Negative	1.00	1.00	< LOD : 0.04	< LOD : 0.04	< LOD : 2.14
55	2014-01-28 13:10	PAINT	2.13	mg / cm ^2	CEILING	DRYWALL	4A	BROWN	Negative	1.47	1.00	< LOD : 0.03	< LOD : 0.03	< LOD : 1.55
56	2014-01-28 13:10	PAINT	1.19	mg / cm ^2	WALL	DRYWALL	4B	BROWN	Negative	1.00	1.00	< LOD : 0.03	< LOD : 0.03	< LOD : 2.08
57	2014-01-28 13:11	PAINT	1.06	mg / cm ^2	WALL	DRYWALL	4C	BROWN	Negative	7.24	1.00	< LOD : 0.29	< LOD : 0.29	< LOD : 2.34
58	2014-01-28 13:22	PAINT	1.07	mg / cm ^2	TRIM	WOOD	4C	BROWN	Negative	1.00	1.00	< LOD : 0.03	< LOD : 0.03	< LOD : 1.61
61	2014-01-28 13:22	PAINT	1.07	mg / cm ^2	DOOR	WOOD	4C	BEIGE	Negative	1.00	1.00	< LOD : 0.03	< LOD : 0.03	< LOD : 1.95
62	2014-01-28 13:23	PAINT	1.73	mg / cm ^2	WALL	DRYWALL	4D	BEIGE	Negative	1.00	1.00	< LOD : 0.03	< LOD : 0.03	< LOD : 1.80
63	2014-01-28 13:24	PAINT	1.73	mg / cm ^2	CEILING	DRYWALL	5A	WHITE	Negative	1.00	1.00	< LOD : 0.03	< LOD : 0.03	< LOD : 1.72
64	2014-01-28 13:25	PAINT	1.06	mg / cm ^2	WALL	DRYWALL	5A	WHITE	Negative	1.37	1.00	< LOD : 0.07	< LOD : 0.07	< LOD : 1.95
65	2014-01-28 13:25	PAINT	2.41	mg / cm ^2	WALL	DRYWALL	5B	WHITE	Negative	5.09	1.00	< LOD : 0.21	< LOD : 0.21	< LOD : 1.51
66	2014-01-28 13:25	PAINT	1.46	mg / cm ^2	WALL	DRYWALL	5C	WHITE	Negative	2.22	1.00	< LOD : 0.12	< LOD : 0.12	< LOD : 1.80
67	2014-01-28 13:26	PAINT	1.72	mg / cm ^2	WALL	DRYWALL	5D	WHITE	Negative	1.97	1.00	< LOD : 0.07	< LOD : 0.07	< LOD : 1.75
68	2014-01-28 13:26	PAINT	1.06	mg / cm ^2	BASEBOARD	WOOD	5D	WHITE	Negative	1.64	1.00	< LOD : 0.08	< LOD : 0.08	< LOD : 2.10
69	2014-01-28 13:27	PAINT	1.06	mg / cm ^2	BASEBOARD	WOOD	6A	WHITE	Negative	1.00	1.00	< LOD : 0.03	< LOD : 0.03	< LOD : 1.67
70	2014-01-28 13:28	PAINT	1.20	mg / cm ^2	CEILING	DRYWALL	6A	WHITE	Negative	1.00	1.00	< LOD : 0.03	< LOD : 0.03	< LOD : 2.13
71	2014-01-28 13:28	PAINT	1.07	mg / cm ^2	CEILING	DRYWALL	6B	WHITE	Negative	1.00	1.00	< LOD : 0.03	< LOD : 0.03	< LOD : 2.26
72	2014-01-28 13:28	PAINT	2.40	mg / cm ^2	WALL	DRYWALL	6C	WHITE	Negative	1.00	1.00	< LOD : 0.03	< LOD : 0.03	< LOD : 1.63
73	2014-01-28 13:29	PAINT	1.86	mg / cm ^2	WALL	DRYWALL	6D	WHITE	Negative	1.00	1.00	< LOD : 0.03	< LOD : 0.03	< LOD : 1.81
74	2014-01-28 13:32	PAINT	1.07	mg / cm ^2	WALL	WOOD	A	RED	Negative	2.23	1.00	< LOD : 0.13	< LOD : 0.13	< LOD : 1.73
75	2014-01-28 13:33	PAINT	1.07	mg / cm ^2	SOFFIT	WOOD	A	WHITE	Negative	1.00	1.00	< LOD : 0.03	< LOD : 0.03	< LOD : 1.65
76	2014-01-28 13:34	PAINT	1.06	mg / cm ^2	FASCIA	WOOD	A	WHITE	Negative	1.00	1.00	< LOD : 0.03	< LOD : 0.03	< LOD : 1.51
77	2014-01-28 13:35	PAINT	1.06	mg / cm ^2	FASCIA	WOOD	B	WHITE	Negative	1.00	1.00	< LOD : 0.03	< LOD : 0.03	< LOD : 1.97
79	2014-01-28 13:35	PAINT	1.06	mg / cm ^2	SOFFIT	WOOD	B	WHITE	Negative	1.00	1.00	< LOD : 0.03	< LOD : 0.03	< LOD : 1.60
81	2014-01-28 13:36	PAINT	1.07	mg / cm ^2	WALL	WOOD	B	WHITE	Negative	1.50	1.00	< LOD : 0.25	< LOD : 0.25	< LOD : 2.40
83	2014-01-28 13:37	PAINT	1.06	mg / cm ^2	TRIM	WOOD	B	WHITE	Negative	1.00	1.00	< LOD : 0.03	< LOD : 0.03	< LOD : 1.61
85	2014-01-28 13:39	PAINT	1.07	mg / cm ^2	FASCIA	WOOD	C	WHITE	Negative	1.00	1.00	< LOD : 0.03	< LOD : 0.03	< LOD : 1.85
86	2014-01-28 13:39	PAINT	1.06	mg / cm ^2	SOFFIT	WOOD	C	WHITE	Negative	1.48	1.00	< LOD : 0.47	< LOD : 0.47	< LOD : 2.75
87	2014-01-28 13:40	PAINT	1.06	mg / cm ^2	WALL	WOOD	C	WHITE	Negative	1.78	1.00	< LOD : 0.56	< LOD : 0.56	< LOD : 2.42
88	2014-01-28 13:41	PAINT	1.07	mg / cm ^2	WALL	WOOD	OB1 C	WHITE	Negative	1.00	1.00	< LOD : 0.03	< LOD : 0.03	< LOD : 2.89
89	2014-01-28 13:41	PAINT	1.06	mg / cm ^2	TRIM	WOOD	OB1 C	WHITE	Negative	1.00	1.00	< LOD : 0.03	< LOD : 0.03	< LOD : 1.94
90	2014-01-28 13:42	PAINT	1.07	mg / cm ^2	SOFFIT	WOOD	OB1 C	WHITE	Negative	1.00	1.00	< LOD : 0.04	< LOD : 0.04	< LOD : 1.92
91	2014-01-28 13:43	PAINT	1.06	mg / cm ^2	FASCIA	WOOD	OB1 C	WHITE	Negative	1.00	1.00	< LOD : 0.03	< LOD : 0.03	< LOD : 2.54
92	2014-01-28 13:45	PAINT	1.07	mg / cm ^2	WALL	WOOD	D	WHITE	Negative	1.84	1.00	< LOD : 0.26	< LOD : 0.26	< LOD : 2.81
93	2014-01-28 13:46	PAINT	1.06	mg / cm ^2	COLUMN	WOOD	D	WHITE	Negative	1.00	1.00	< LOD : 0.03	< LOD : 0.03	< LOD : 1.79

Marshall Environmental Management, Inc.
1601 SW 89th Street, STE 100A
Oklahoma City, Oklahoma 73159

Index	Time	Type	Durat	Units	Component	Substrate	Side	Color	Results	Depth Index	Action Leve	PbC	PbL	PbK
94	2014-01-28 13:47	PAINT	1.06	mg / cm ^2	FASCIA	WOOD	D	WHITE	Negative	1.00	1.00	< LOD : 0.03	< LOD : 0.03	< LOD : 1.91
95	2014-01-28 13:47	PAINT	1.06	mg / cm ^2	SOFFIT	WOOD	D	WHITE	Negative	1.00	1.00	< LOD : 0.03	< LOD : 0.03	< LOD : 2.17
97	2014-01-28 13:48	PAINT	1.07	mg / cm ^2	DOOR JAMB	WOOD	D	WHITE	Negative	1.00	1.00	< LOD : 0.03	< LOD : 0.03	< LOD : 2.02
98	2014-01-28 13:49	PAINT	1.07	mg / cm ^2	DOOR	WOOD	D	WHITE	Negative	1.00	1.00	< LOD : 0.03	< LOD : 0.03	< LOD : 2.47
100	2014-01-28 13:50	PAINT	1.07	mg / cm ^2	TRIM	WOOD	D	WHITE	Negative	1.00	1.00	< LOD : 0.03	< LOD : 0.03	< LOD : 2.63
101	2014-01-28 13:51	PAINT	1.07	mg / cm ^2	SOFFIT	WOOD	OB1 A	WHITE	Negative	3.39	1.00	< LOD : 0.14	< LOD : 0.14	< LOD : 2.47
102	2014-01-28 13:51	PAINT	1.06	mg / cm ^2	FASCIA	WOOD	OB1 A	WHITE	Negative	1.00	1.00	< LOD : 0.03	< LOD : 0.03	< LOD : 2.71
103	2014-01-28 13:52	PAINT	1.06	mg / cm ^2	WALL	WOOD	OB1 A	WHITE	Negative	1.00	1.00	< LOD : 0.03	< LOD : 0.03	< LOD : 2.69
104	2014-01-28 13:52	PAINT	1.06	mg / cm ^2	WALL	WOOD	OB1 D	WHITE	Negative	1.00	1.00	< LOD : 0.03	< LOD : 0.03	< LOD : 2.68
105	2014-01-28 13:53	PAINT	1.33	mg / cm ^2	WALL	WOOD	OB1 1A	BEIGE	Negative	1.00	1.00	< LOD : 0.03	< LOD : 0.03	< LOD : 2.40
106	2014-01-28 13:54	PAINT	1.33	mg / cm ^2	WALL	WOOD	OB1 1B	BEIGE	Negative	10.00	1.00	< LOD : 2.78	< LOD : 0.16	< LOD : 2.78
108	2014-01-28 13:54	PAINT	1.07	mg / cm ^2	TRIM	WOOD	OB1 1B	BEIGE	Negative	1.00	1.00	< LOD : 0.03	< LOD : 0.03	< LOD : 2.20
109	2014-01-28 13:55	PAINT	1.07	mg / cm ^2	JAMB	WOOD	OB1 1B	BEIGE	Negative	1.00	1.00	< LOD : 0.03	< LOD : 0.03	< LOD : 2.43
110	2014-01-28 13:55	PAINT	1.06	mg / cm ^2	WALL	DRYWALL	OB1 1C	BEIGE	Negative	1.00	1.00	< LOD : 0.03	< LOD : 0.03	< LOD : 2.61
111	2014-01-28 13:56	PAINT	1.33	mg / cm ^2	WALL	DRYWALL	OB1 1D	BEIGE	Negative	1.00	1.00	< LOD : 0.03	< LOD : 0.03	< LOD : 2.74
112	2014-01-28 13:59	PAINT	1.07	mg / cm ^2	WALL	METAL	LS1 A	RED	Negative	1.00	1.00	< LOD : 0.03	< LOD : 0.03	< LOD : 3.30
113	2014-01-28 14:00	PAINT	1.06	mg / cm ^2	TRIM	METAL	LS1 B	RED	Negative	2.52	1.00	< LOD : 0.60	< LOD : 0.60	< LOD : 2.58
114	2014-01-28 14:00	PAINT	1.07	mg / cm ^2	TRIM	METAL	LS1 B	WHITE	Negative	1.17	1.00	< LOD : 0.04	< LOD : 0.04	< LOD : 2.53
115	2014-01-28 14:01	PAINT	2.40	mg / cm ^2	WALL	WOOD	LS1 B	WHITE	Negative	1.74	1.00	0.70 ± 0.30	0.70 ± 0.30	< LOD : 1.80
116	2014-01-28 14:02	PAINT	1.07	mg / cm ^2	DOOR JAMB	WOOD	LS1 B	WHITE	Negative	1.42	1.00	< LOD : 0.60	< LOD : 0.60	< LOD : 3.00
117	2014-01-28 14:02	PAINT	0.80	mg / cm ^2	DOOR	WOOD	LS1 B	RED	Negative	1.00	1.00	< LOD : 0.04	< LOD : 0.04	< LOD : 3.93
119	2014-01-28 14:03	PAINT	1.07	mg / cm ^2	TRIM	WOOD	LS1 B	RED	Negative	2.01	1.00	< LOD : 0.60	< LOD : 0.60	< LOD : 2.88
120	2014-01-28 14:03	PAINT	1.06	mg / cm ^2	WALL	WOOD	LS1 C	WHITE	Negative	1.66	1.00	< LOD : 0.18	< LOD : 0.18	< LOD : 2.98
122	2014-01-28 14:04	PAINT	1.07	mg / cm ^2	AWNING	WOOD	LS1 C	WHITE	Negative	1.00	1.00	< LOD : 0.04	< LOD : 0.04	< LOD : 2.11
123	2014-01-28 14:05	PAINT	1.07	mg / cm ^2	TRIM	WOOD	LS1 D	WHITE	Negative	1.00	1.00	< LOD : 0.03	< LOD : 0.03	< LOD : 2.14
124	2014-01-28 14:05	PAINT	1.06	mg / cm ^2	TRIM	WOOD	LS1 D	RED	Negative	1.00	1.00	< LOD : 0.04	< LOD : 0.04	< LOD : 2.40
125	2014-01-28 14:06	PAINT	1.60	mg / cm ^2	WALL	WOOD	LS1 D	WHITE	Negative	2.34	1.00	< LOD : 0.60	< LOD : 0.60	< LOD : 2.20
126	2014-01-28 14:06	PAINT	1.06	mg / cm ^2	DOOR JAMB	WOOD	LS1 D	WHITE	Negative	1.00	1.00	< LOD : 0.03	< LOD : 0.03	< LOD : 2.53
127	2014-01-28 14:07	PAINT	1.07	mg / cm ^2	DOOR	WOOD	LS1 D	RED	Negative	1.00	1.00	< LOD : 0.03	< LOD : 0.03	< LOD : 2.22
128	2014-01-28 14:07	PAINT	1.07	mg / cm ^2	TRIM	WOOD	LS1 D	RED	Negative	1.55	1.00	< LOD : 0.45	< LOD : 0.45	< LOD : 2.50
129	2014-01-28 14:07	PAINT	1.06	mg / cm ^2	TRIM	WOOD	LS1 D	WHITE	Negative	1.00	1.00	< LOD : 0.04	< LOD : 0.04	< LOD : 2.34
130	2014-01-28 14:10	PAINT	1.07	mg / cm ^2	TRIM	WOOD	1	BLUE	Negative	1.00	1.00	< LOD : 0.03	< LOD : 0.03	< LOD : 2.16
131	2014-01-28 14:10	PAINT	0.93	mg / cm ^2	CABINET	WOOD	1	BLUE	Negative	1.00	1.00	< LOD : 0.04	< LOD : 0.04	< LOD : 3.15
132	2014-01-28 14:11	PAINT	1.07	mg / cm ^2	CABINET	WOOD	1	BLUE	Negative	1.00	1.00	< LOD : 0.03	< LOD : 0.03	< LOD : 2.10
133	2014-01-28 14:58	SHUTTER_C/	251.02	cps								1.93 ± 0.00	0.24 ± 0.00	0.01 ± 0.00
134	**2014-01-28 15:00**	**PAINT**	**1.34**	**mg / cm ^2**	**WALL**	**CONCRETE**	**GS A**	**WHITE**	**Positive**	**10.00**	**1.00**	**< LOD : 4.35**	**< LOD : 2.40**	**< LOD : 4.35**
135	**2014-01-28 15:00**	**PAINT**	**0.67**	**mg / cm ^2**	**WINDOW**	**WOOD**	**GS A**	**BLUE**	**Positive**	**10.00**	**1.00**	**< LOD : 10.50**	**< LOD : 3.45**	**< LOD : 10.50**

Marshall Environmental Management, Inc.
1601 SW 89th Street, STE 100A
Oklahoma City, Oklahoma 73159

Index	Time	Type	Durat	Units	Component	Substrate	Side	Color	Results	Depth Index	Action Leve	PbC	PbL	PbK
136	2014-01-28 15:00	PAINT	1.06	mg / cm ^2	TRIM	WOOD	GS A	BLUE	Negative	4.24	1.00	< LOD : 0.65	< LOD : 0.65	< LOD : 2.10
137	2014-01-28 15:01	PAINT	1.07	mg / cm ^2	DOOR	WOOD	GS A	WHITE	Negative	1.00	1.00	< LOD : 0.03	< LOD : 0.03	< LOD : 1.95
138	**2014-01-28 15:01**	**PAINT**	**1.07**	**mg / cm ^2**	**DOOR JAMB**	**WOOD**	**GS A**	**BLUE**	**Positive**	**5.99**	**1.00**	**< LOD : 5.40**	**< LOD : 1.05**	**< LOD : 5.40**
139	2014-01-28 15:02	PAINT	1.07	mg / cm ^2	COLUMN	WOOD	GS A	BLUE	Negative	2.06	1.00	< LOD : 0.39	< LOD : 0.39	< LOD : 1.98
142	**2014-01-28 15:03**	**PAINT**	**2.40**	**mg / cm ^2**	**COLUMN**	**CONCRETE**	**GS A**	**WHITE**	**Positive**	**10.00**	**1.00**	**3.00 ± 1.90**	**< LOD : 2.10**	**3.00 ± 1.90**
143	2014-01-28 15:03	PAINT	1.07	mg / cm ^2	FASCIA	WOOD	GS A	WHITE	Negative	1.00	1.00	< LOD : 0.03	< LOD : 0.03	< LOD : 1.80
144	**2014-01-28 15:04**	**PAINT**	**0.80**	**mg / cm ^2**	**FASCIA**	**WOOD**	**GS A**	**WHITE**	**Positive**	**10.00**	**1.00**	**< LOD : 9.45**	**< LOD : 6.30**	**< LOD : 9.45**
145	**2014-01-28 15:16**	**PAINT**	**0.66**	**mg / cm ^2**	**SOFFIT**	**WOOD**	**GS A**	**WHITE**	**Positive**	**10.00**	**1.00**	**< LOD : 10.80**	**< LOD : 8.40**	**< LOD : 10.80**
146	**2014-01-28 15:17**	**PAINT**	**0.94**	**mg / cm ^2**	**CEILING**	**METAL**	**GS A**	**BLACK**	**Positive**	**10.00**	**1.00**	**< LOD : 8.25**	**< LOD : 4.05**	**< LOD : 8.25**
147	**2014-01-28 15:18**	**PAINT**	**4.11**	**mg / cm ^2**	**WALL**	**CONCRETE**	**GS B**	**WHITE**	**Positive**	**10.00**	**1.00**	**1.80 ± 0.80**	**< LOD : 0.60**	**1.80 ± 0.80**
149	2014-01-28 15:19	PAINT	1.07	mg / cm ^2	WINDOW	WOOD	GS B	BLUE	Negative	1.74	1.00	< LOD : 0.34	< LOD : 0.34	< LOD : 2.55
150	2014-01-28 15:19	PAINT	1.07	mg / cm ^2	WINDOW	WOOD	GS B	WHITE	Negative	1.00	1.00	< LOD : 0.10	< LOD : 0.10	< LOD : 1.65
151	2014-01-28 15:20	PAINT	1.07	mg / cm ^2	WINDOW	WOOD	GS B	WHITE	Negative	1.41	1.00	< LOD : 0.16	< LOD : 0.16	< LOD : 1.88
152	**2014-01-28 15:20**	**PAINT**	**0.80**	**mg / cm ^2**	**SOFFIT**	**WOOD**	**GS B**	**WHITE**	**Positive**	**10.00**	**1.00**	**< LOD : 9.30**	**< LOD : 5.25**	**< LOD : 9.30**
155	2014-01-28 15:21	PAINT	1.07	mg / cm ^2	FASCIA	WOOD	GS B	BLUE	Negative	1.00	1.00	< LOD : 0.03	< LOD : 0.03	< LOD : 1.23
157	2014-01-28 15:25	PAINT	3.08	mg / cm ^2	WALL	DRYWALL	GS C	WHITE	Negative	1.00	1.00	< LOD : 0.03	< LOD : 0.03	< LOD : 2.08
163	2014-01-28 15:32	PAINT	1.07	mg / cm ^2	WALL	DRYWALL	GS C	WHITE	Negative	6.96	1.00	< LOD : 0.81	< LOD : 0.81	< LOD : 3.30
164	2014-01-28 15:33	PAINT	1.07	mg / cm ^2	WINDOW	WOOD	GS C	BLUE	Negative	1.00	1.00	< LOD : 0.03	< LOD : 0.03	< LOD : 1.82
165	2014-01-28 15:33	PAINT	1.07	mg / cm ^2	WINDOW	WOOD	GS C	BLUE	Negative	1.00	1.00	< LOD : 0.03	< LOD : 0.03	< LOD : 1.97
166	2014-01-28 15:34	PAINT	1.07	mg / cm ^2	WINDOW SILL	WOOD	GS C	BLUE	Negative	1.47	1.00	< LOD : 0.11	< LOD : 0.11	< LOD : 2.58
167	2014-01-28 15:36	PAINT	1.07	mg / cm ^2	SOFFIT	WOOD	GS C	WHITE	Negative	3.25	1.00	< LOD : 0.13	< LOD : 0.13	< LOD : 2.11
168	2014-01-28 15:36	PAINT	1.06	mg / cm ^2	FASCIA	WOOD	GS C	WHITE	Negative	1.00	1.00	< LOD : 0.03	< LOD : 0.03	< LOD : 2.25
170	**2014-01-28 15:39**	**PAINT**	**5.84**	**mg / cm ^2**	**FASCIA**	**WOOD**	**GS D**	**WHITE**	**Positive**	**10.00**	**1.00**	**1.60 ± 0.50**	**1.00 ± 0.40**	**1.60 ± 0.50**
171	**2014-01-28 15:40**	**PAINT**	**4.01**	**mg / cm ^2**	**SOFFIT**	**WOOD**	**GS D**	**WHITE**	**Positive**	**7.43**	**1.00**	**1.60 ± 0.50**	**1.60 ± 0.50**	**1.40 ± 0.60**
173	**2014-01-28 15:41**	**PAINT**	**5.74**	**mg / cm ^2**	**DOOR**	**WOOD**	**GS D**	**WHITE**	**Positive**	**2.58**	**1.00**	**1.20 ± 0.20**	**1.20 ± 0.20**	**1.40 ± 0.50**
174	**2014-01-28 15:42**	**PAINT**	**3.20**	**mg / cm ^2**	**DOOR JAMB**	**WOOD**	**GS D**	**BLUE**	**Positive**	**3.74**	**1.00**	**1.50 ± 0.40**	**1.50 ± 0.40**	**1.80 ± 0.70**
176	**2014-01-28 15:57**	**PAINT**	**2.53**	**mg / cm ^2**	**CEILING**	**METAL**	**GS 1A**	**BROWN**	**Positive**	**6.85**	**1.00**	**2.40 ± 1.40**	**< LOD : 1.20**	**2.40 ± 1.40**
177	**2014-01-28 15:58**	**PAINT**	**3.18**	**mg / cm ^2**	**WALL**	**PLASTER**	**GS 1A**	**WHITE**	**Positive**	**10.00**	**1.00**	**2.50 ± 1.00**	**1.20 ± 0.70**	**2.50 ± 1.00**
178	2014-01-28 15:58	PAINT	1.07	mg / cm ^2	DOOR	WOOD	GS 1A	WHITE	Negative	1.00	1.00	< LOD : 0.03	< LOD : 0.03	< LOD : 1.87
179	**2014-01-28 15:58**	**PAINT**	**0.67**	**mg / cm ^2**	**WINDOW**	**WOOD**	**GS 1A**	**WHITE**	**Positive**	**8.95**	**1.00**	**< LOD : 10.50**	**< LOD : 15.60**	**< LOD : 10.50**
180	**2014-01-28 15:59**	**PAINT**	**2.40**	**mg / cm ^2**	**WINDOW**	**WOOD**	**GS 1B**	**WHITE**	**Positive**	**2.70**	**1.00**	**1.60 ± 0.60**	**1.60 ± 0.60**	**2.00 ± 1.30**
181	**2014-01-28 16:00**	**PAINT**	**1.07**	**mg / cm ^2**	**WINDOW TRIM**	**WOOD**	**GS 1B**	**WHITE**	**Positive**	**3.14**	**1.00**	**2.50 ± 1.30**	**2.50 ± 1.30**	**< LOD : 3.90**
184	2014-01-28 16:01	PAINT	1.06	mg / cm ^2	SHELF	WOOD	GS 1B	WHITE	Negative	1.00	1.00	< LOD : 0.04	< LOD : 0.04	< LOD : 1.68
185	**2014-01-28 16:02**	**PAINT**	**1.60**	**mg / cm ^2**	**WALL**	**PLASTER**	**GS 1B**	**WHITE**	**Positive**	**10.00**	**1.00**	**< LOD : 3.75**	**< LOD : 1.50**	**< LOD : 3.75**
187	**2014-01-28 16:02**	**PAINT**	**1.46**	**mg / cm ^2**	**WALL**	**PLASTER**	**GS 1C**	**WHITE**	**Positive**	**10.00**	**1.00**	**< LOD : 3.90**	**< LOD : 1.95**	**< LOD : 3.90**
188	2014-01-28 16:03	PAINT	1.07	mg / cm ^2	DOOR JAMB	WOOD	GS 1C	WHITE	Negative	1.00	1.00	< LOD : 0.03	< LOD : 0.03	< LOD : 1.80
189	2014-01-28 16:03	PAINT	1.07	mg / cm ^2	DOOR TRIM	WOOD	GS 1C	WHITE	Negative	1.00	1.00	< LOD : 0.03	< LOD : 0.03	< LOD : 1.59

Marshall Environmental Management, Inc.
1601 SW 89th Street, STE 100A
Oklahoma City, Oklahoma 73159

Index	Time	Type	Durat	Units	Component	Substrate	Side	Color	Results	Depth Index	Action Leve	PbC	PbL	PbK
190	**2014-01-28 16:04**	**PAINT**	**3.72**	**mg / cm ^2**	**PANELING**	**WOOD**	**GS 1C**	**WHITE**	**Positive**	**4.64**	**1.00**	**1.70 ± 0.70**	**1.30 ± 0.40**	**1.70 ± 0.70**
191	**2014-01-28 16:04**	**PAINT**	**5.47**	**mg / cm ^2**	**PANELING**	**WOOD**	**GS 1D**	**WHITE**	**Positive**	**4.09**	**1.00**	**1.60 ± 0.60**	**1.00 ± 0.20**	**1.60 ± 0.60**
192	2014-01-28 16:05	PAINT	1.07	mg / cm ^2	TRIM	WOOD	GS 1D	WHITE	Negative	1.35	1.00	< LOD : 0.05	< LOD : 0.05	< LOD : 1.95
193	**2014-01-28 16:05**	**PAINT**	**3.18**	**mg / cm ^2**	**WALL**	**PLASTER**	**GS 1D**	**WHITE**	**Positive**	**10.00**	**1.00**	**2.40 ± 1.00**	**< LOD : 0.90**	**2.40 ± 1.00**
194	2014-01-28 16:06	PAINT	3.86	mg / cm ^2	WINDOW	WOOD	GS 1D	WHITE	Negative	2.58	1.00	0.80 ± 0.20	0.80 ± 0.20	1.00 ± 0.60
196	2014-01-28 16:07	PAINT	3.20	mg / cm ^2	WINDOW	WOOD	GS 1D	WHITE	Negative	1.79	1.00	0.80 ± 0.20	0.80 ± 0.20	1.00 ± 0.60
197	**2014-01-28 16:07**	**PAINT**	**1.06**	**mg / cm ^2**	**WINDOW SILL**	**WOOD**	**GS 1D**	**WHITE**	**Positive**	**3.98**	**1.00**	**3.00 ± 1.70**	**3.00 ± 1.70**	**< LOD : 3.30**
198	2014-01-28 16:08	PAINT	2.13	mg / cm ^2	CEILING	DRYWALL	GS 2A	WHITE	Negative	1.20	1.00	< LOD : 0.03	< LOD : 0.03	< LOD : 1.44
201	2014-01-28 16:11	PAINT	2.80	mg / cm ^2	CEILING	DRYWALL	GS 2A	WHITE	Negative	3.00	1.00	< LOD : 0.06	< LOD : 0.06	< LOD : 1.95
202	2014-01-28 16:11	PAINT	2.80	mg / cm ^2	CEILING	DRYWALL	GS 2A	WHITE	Negative	2.88	1.00	< LOD : 0.06	< LOD : 0.06	< LOD : 1.95
203	2014-01-28 16:12	PAINT	7.34	mg / cm ^2	CEILING	DRYWALL	GS 2A	WHITE	Negative	3.14	1.00	< LOD : 0.75	< LOD : 0.03	< LOD : 0.75
204	2014-01-28 16:13	PAINT	1.07	mg / cm ^2	WINDOW	WOOD	GS 2A	WHITE	Negative	1.00	1.00	< LOD : 0.06	< LOD : 0.06	< LOD : 1.80
205	2014-01-28 16:14	PAINT	1.07	mg / cm ^2	WINDOW SILL	WOOD	GS 2A	WHITE	Negative	1.00	1.00	< LOD : 0.03	< LOD : 0.03	< LOD : 1.63
207	2014-01-28 16:15	PAINT	2.53	mg / cm ^2	WALL	PLASTER	GS 2B	WHITE	Negative	1.52	1.00	< LOD : 0.09	< LOD : 0.09	< LOD : 2.26
208	2014-01-28 16:16	PAINT	1.06	mg / cm ^2	WINDOW	WOOD	GS 2B	WHITE	Negative	1.00	1.00	< LOD : 0.03	< LOD : 0.03	< LOD : 1.65
209	2014-01-28 16:16	PAINT	1.07	mg / cm ^2	WINDOW SILL	WOOD	GS 2B	WHITE	Negative	2.65	1.00	< LOD : 0.31	< LOD : 0.31	< LOD : 1.95
210	2014-01-28 16:17	PAINT	1.07	mg / cm ^2	JAMB	WOOD	GS 2C	WHITE	Negative	1.00	1.00	< LOD : 0.05	< LOD : 0.05	< LOD : 2.10
211	2014-01-28 16:17	PAINT	1.86	mg / cm ^2	WALL	PLASTER	GS 2C	WHITE	Negative	2.19	1.00	< LOD : 0.06	< LOD : 0.06	< LOD : 2.63
212	2014-01-28 16:18	PAINT	2.65	mg / cm ^2	WALL	PLASTER	GS 2C	WHITE	Negative	1.00	1.00	< LOD : 0.03	< LOD : 0.03	< LOD : 2.13
213	2014-01-28 16:18	PAINT	1.07	mg / cm ^2	JAMB	WOOD	GS 2C	WHITE	Negative	2.93	1.00	< LOD : 0.52	< LOD : 0.52	< LOD : 2.14
214	2014-01-28 16:19	PAINT	1.06	mg / cm ^2	BULKHEAD	WOOD	GS 2D	WHITE	Negative	1.00	1.00	< LOD : 0.03	< LOD : 0.03	< LOD : 1.62
215	2014-01-28 16:20	PAINT	1.06	mg / cm ^2	WINDOW	WOOD	GS 2D	WHITE	Negative	1.00	1.00	< LOD : 0.03	< LOD : 0.03	< LOD : 1.50
216	2014-01-28 16:21	PAINT	12.43	mg / cm ^2	WALL	PLASTER	GS 2D	WHITE	Negative	4.46	1.00	< LOD : 0.60	< LOD : 0.05	< LOD : 0.60
217	2014-01-28 16:22	PAINT	3.19	mg / cm ^2	WALL	PLASTER	GS 2D	YELLOW	Negative	1.34	1.00	0.06 ± 0.04	0.06 ± 0.04	< LOD : 1.35
218	2014-01-28 16:22	PAINT	1.33	mg / cm ^2	WALL	PLASTER	GS 3A	WHITE	Negative	1.00	1.00	< LOD : 0.03	< LOD : 0.03	< LOD : 3.19
219	2014-01-28 16:23	PAINT	1.07	mg / cm ^2	WALL	PLASTER	GS 3B	WHITE	Negative	3.73	1.00	< LOD : 0.18	< LOD : 0.18	< LOD : 2.50
220	2014-01-28 16:23	PAINT	1.07	mg / cm ^2	WINDOW	WOOD	GS 3B	WHITE	Negative	2.38	1.00	< LOD : 0.21	< LOD : 0.21	< LOD : 1.82
221	2014-01-28 16:23	PAINT	1.06	mg / cm ^2	WINDOW SILL	WOOD	GS 3B	WHITE	Negative	1.00	1.00	< LOD : 0.07	< LOD : 0.07	< LOD : 1.95
222	2014-01-28 16:24	PAINT	1.07	mg / cm ^2	WINDOW SILL	WOOD	GS 3C	WHITE	Negative	1.64	1.00	< LOD : 0.17	< LOD : 0.17	< LOD : 1.84
223	2014-01-28 16:25	PAINT	1.07	mg / cm ^2	WINDOW TRIM	WOOD	GS 3C	WHITE	Negative	3.27	1.00	< LOD : 0.37	< LOD : 0.37	< LOD : 1.84
224	2014-01-28 16:25	PAINT	2.12	mg / cm ^2	WALL	PLASTER	GS 3C	WHITE	Negative	1.00	1.00	< LOD : 0.03	< LOD : 0.03	< LOD : 1.80
225	2014-01-28 16:26	PAINT	3.20	mg / cm ^2	WALL	PLASTER	GS 3C	WHITE	Negative	1.05	1.00	< LOD : 0.03	< LOD : 0.03	< LOD : 1.35
226	2014-01-28 16:26	PAINT	2.14	mg / cm ^2	WINDOW	WOOD	GS 3C	WHITE	Negative	7.89	1.00	< LOD : 0.51	< LOD : 0.51	< LOD : 1.35
227	2014-01-28 16:27	PAINT	3.07	mg / cm ^2	DOOR	WOOD	GS 3D	WHITE	Negative	4.32	1.00	< LOD : 0.60	< LOD : 0.60	< LOD : 0.90
228	2014-01-28 16:27	PAINT	1.06	mg / cm ^2	TRIM	WOOD	GS 3D	WHITE	Negative	2.96	1.00	< LOD : 0.54	< LOD : 0.54	< LOD : 2.40
229	2014-01-28 16:28	PAINT	8.22	mg / cm ^2	WALL	PLASTER	GS 3D	YELLOW	Negative	1.00	1.00	< LOD : 0.75	< LOD : 0.03	< LOD : 0.75
230	2014-01-28 16:29	PAINT	1.06	mg / cm ^2	WINDOW	WOOD	GS 3D	WHITE	Negative	3.00	1.00	< LOD : 0.54	< LOD : 0.54	< LOD : 1.95

Marshall Environmental Management, Inc.
1601 SW 89th Street, STE 100A
Oklahoma City, Oklahoma 73159

Index	Time	Type	Durat	Units	Component	Substrate	Side	Color	Results	Depth Index	Action Leve	PbC	PbL	PbK
231	2014-01-28 16:29	PAINT	1.07	mg / cm ^2	WINDOW SILL	WOOD	GS 3D	WHITE	Negative	2.63	1.00	< LOD : 0.60	< LOD : 0.60	< LOD : 2.25
232	2014-01-28 16:35	PAINT	1.06	mg / cm ^2	WALL	WOOD	LS2 A	RED	Negative	1.00	1.00	< LOD : 0.03	< LOD : 0.03	< LOD : 1.55
233	2014-01-28 16:35	PAINT	1.06	mg / cm ^2	SOFFIT	WOOD	LS2 A	RED	Negative	1.00	1.00	< LOD : 0.03	< LOD : 0.03	< LOD : 1.80
234	2014-01-28 16:35	PAINT	1.07	mg / cm ^2	FASCIA	WOOD	LS2 A	RED	Negative	1.00	1.00	< LOD : 0.03	< LOD : 0.03	< LOD : 1.65
235	2014-01-28 16:36	PAINT	1.07	mg / cm ^2	DRAIN	METAL	LS2 A	RED	Negative	1.77	1.00	< LOD : 0.10	< LOD : 0.10	< LOD : 2.60
236	2014-01-28 16:36	PAINT	1.07	mg / cm ^2	FASCIA	WOOD	LS2 B	RED	Negative	1.00	1.00	< LOD : 0.03	< LOD : 0.03	< LOD : 1.80
237	2014-01-28 16:48	PAINT	12.15	mg / cm ^2	FASCIA	WOOD	LS2 B	RED	Negative	1.06	1.00	0.90 ± 0.10	0.90 ± 0.10	1.20 ± 0.50
238	**2014-01-28 16:49**	**PAINT**	**8.41**	**mg / cm ^2**	**FASCIA**	**WOOD**	**LS2 B**	**RED**	**Positive**	**1.08**	**1.00**	**1.60 ± 0.60**	**1.00 ± 0.10**	**1.60 ± 0.60**
239	**2014-01-28 16:49**	**PAINT**	**5.46**	**mg / cm ^2**	**FASCIA**	**WOOD**	**LS2 B**	**RED**	**Positive**	**1.12**	**1.00**	**1.70 ± 0.70**	**1.00 ± 0.10**	**1.70 ± 0.70**
240	**2014-01-28 16:51**	**PAINT**	**16.02**	**mg / cm ^2**	**FASCIA**	**WOOD**	**LS2 B**	**RED**	**Positive**	**1.08**	**1.00**	**1.40 ± 0.40**	**1.00 ± 0.10**	**1.40 ± 0.40**

Lead-Based Paint Inspection
Lumber Shop

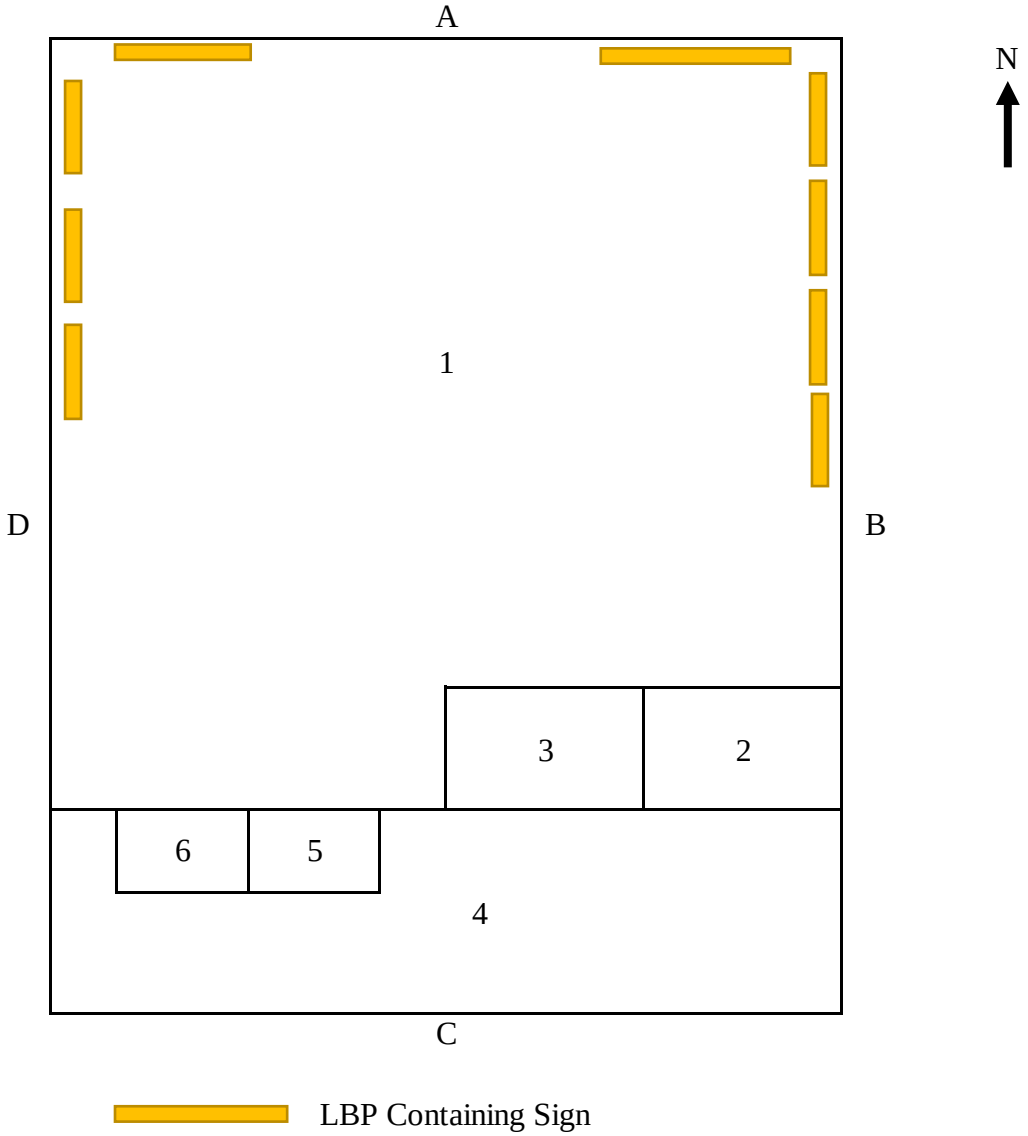

Lead-Based Paint Inspection
Gas Station

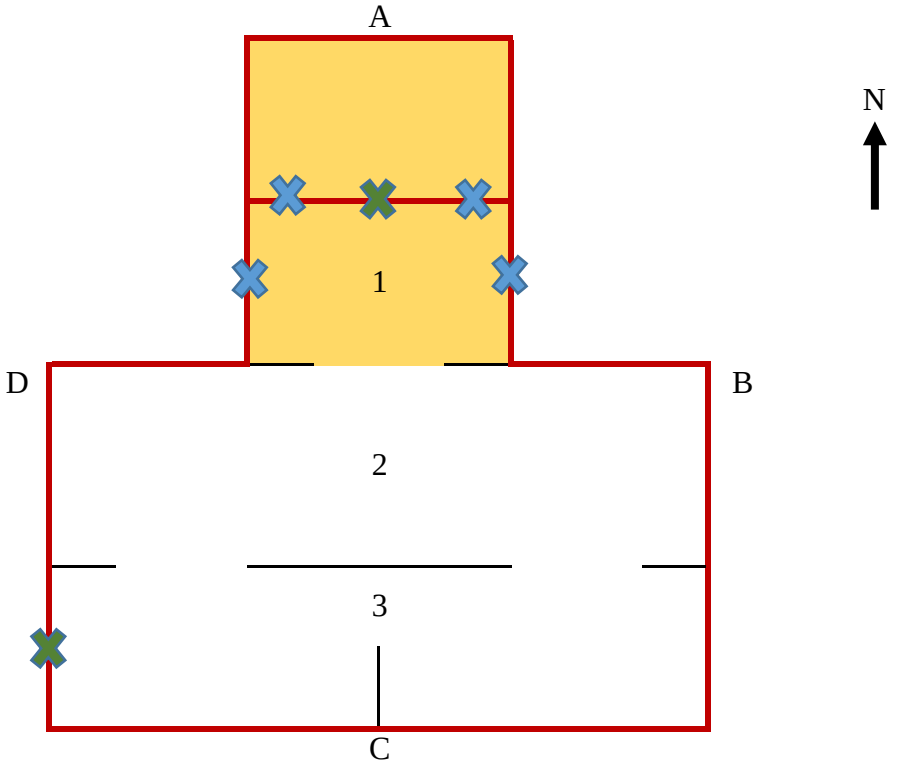

Exterior LBP Containing Wall, Columns, Soffit and/or Fascia

LBP Containing Window and/or Window Components

LBP Containing Door and/or Door Components

LBP Containing Ceiling and/or Walls

Lumber Shop - Room 1
LBP Containing Signs
CARPENTER
PLUMBING
BROOMS & CLEANING TOOLS
GARDEN & LAW
STANLEY
PowerLock
25

Lumber Shop - Room 1
LBP Containing Signs

Gas Station - Exterior
LBP Soffit
Gas Station - Exterior
LBP Walls
Gas Station - Exterior
LBP Fascia

Gas Station - Exterior
LBP Fascia
Gas Station - Exterior
LBP Soffit
Gas Station - Exterior
LBP Doors & Windows
Gas Station - Exterior
LBP Walls
LUMBER CO
ONE BLOCK SOUT
COMPLETE HOME CENTE
CHEVROLET
STANLEY
OKLAHOMA

Gas Station - Room 1
LBP Ceiling
Gas Station - Room 1
LBP Walls
Gas Station - Room 1
LBP Windows & Doors
PROUD TO BE AN AMERICAN

Department of Environmental Quality

This is to Certify That

CHARLES MARSHALL

has met the specifications of the Oklahoma Lead-Based Paint Management Act
and is certified as a Lead-Based Paint

INSPECTOR/RISK ASSESSOR

Certification #: OKRASR13418

This certificate is valid from the date of issuance and expires as prescribed by law.

Issued on: **4/1/2013** Expires on: **3/31/2014**

Division Director
Air Quality Division

Environmental Programs Manager
Air Quality Division

Department of Environmental Quality

This is to Certify That

RACHEL WOODS

has met the specifications of the Oklahoma Lead-Based Paint Management Act
and is certified as a Lead-Based Paint

INSPECTOR/RISK ASSESSOR

Certification #: OKRASR13701

This certificate is valid from the date of issuance and expires as prescribed by law.

Issued on: **4/1/2013** Expires on: **3/31/2014**

Division Director
Air Quality Division

Environmental Programs Manager
Air Quality Division

Department of Environmental Quality

This is to Certify That

MARSHALL ENVIRONMENTAL MANAGEMENT

has met the specifications of the Oklahoma Lead-Based Paint Management Act
and is certified as a Lead-Based Paint

FIRM

Certification #: OKFIRM11160

This certificate is valid from the date of issuance and expires as prescribed by law.

Issued on: **4/1/2013** Expires on: **3/31/2014**

Division Director
Air Quality Division

OKLAHOMA
DEPARTMENT OF ENVIRONMENTAL QUALITY

Randall L. Ward

Environmental Programs Manager
Air Quality Division

CITY OF TUTTLE ACQUISITION

FEBRUARY 18, 2014

ASBESTOS INSPECTIONS

SERVICES PROVIDED FOR:

Oklahoma Department of Environmental Quality
Land Protection Division
Care Of: Rachel Francks, Environmental Programs Specialist
Post Office Box 1677
Oklahoma City, Oklahoma 73102
405.705.5103
Rachel.Francks@deq.ok.gov

SERVICES PROVIDED BY:

Marshall Environmental Management, Incorporated
Attention: Jamie Marshall, Asbestos Project Designer
1601 Southwest 89th Street, Suite A-100
Oklahoma City, Oklahoma 73159
405.616.0401
marshenv@swbell.net

TABLE OF CONTENTS

CERTIFICATION ***3***
LABORATORY ANALYSIS PERFORMED BY *3*
EXECUTIVE SUMMARY ***4***
SAMPLING STRATEGY & METHODOLOGY ***5***
OBSERVATIONS & FINDINGS ***6***
TABLE I: ASBESTOS-CONTAINING CEMENT BOARD *6*
ASBESTOS-RESPONSE ACTIONS ***6***
RECOMMENDED ASBESTOS-RESPONSE ACTIONS ***6***
REGULATORY REVIEW ***7***
LIMITATIONS OF SURVEY ***8***
APPENDIX ***9***

CERTIFICATION

This is to certify that, Marshall Environmental Management, Incorporated (MEM) was contracted by the State of Oklahoma Construction and Properties Division, on behalf of the Oklahoma Department of Environmental Quality (ODEQ) Land Protection Division (LPD), to conduct Asbestos Inspections of the structure(s) located on the properties associated with the City of Tuttle Acquisition. These inspections were performed on January 29, 2014, by Rachel Woods, licensed Oklahoma Department of Labor (ODOL) Asbestos Hazard Emergency Response Act (AHERA) Inspector, under the direction of Jamie Marshall, licensed ODOL Management Planner and Project Designer. The findings and analytical data resulting from these inspections are believed to accurately, depict the condition and location of material(s) that contain asbestos on the date these inspections were conducted.

February 18, 2014

Rachel Woods, B.S.		***Date***
EPA AHERA Certifications	*Asbestos Inspector*	*#801347*
ODOL License	*Asbestos Inspector*	*#OK400492*

February 18, 2014

Jamie Marshall, M.S.		***Date***
EPA AHERA Certifications	*Asbestos Inspector/Management Planner*	*#703330*
	Project Designer	*#600539*
ODOL License	*Management Planner*	*#OK-MP400477*
	Project Designer	*#OK-PD400478*

LABORATORY ANALYSIS PERFORMED BY

Marshall Environmental Management, Incorporated
1601 Southwest 89th Street, Suite 100-A
Oklahoma City, Oklahoma 73159
Laboratory Accreditation: AIHA PAT ID#102334

CITY OF TUTTLE ACQUISITION

ASBESTOS INSPECTIONS

EXECUTIVE SUMMARY

On January 29, 2014, MEM completed an Asbestos Inspection of the various structures located at 410 W Bond Street and 408 West Main Street in Tuttle, Oklahoma. These inspections were performed so that a strategy, that follows the regulations set forth by the Environmental Protection Agency (EPA), may be prepared for the management and/or abatement (i.e. the removal and disposal) of materials that may contain asbestos. Materials that contain asbestos can exist in a structure as long as they remain undisturbed and in good condition. Although, ACM must be abated if the potential to be rendered friable (i.e. reduced to smaller particles) is imminent. The EPA and the ODOL define an Asbestos-Containing Material (ACM) as any material that contains asbestos in concentrations greater than one percent (>1%).

As such, **asbestos-containing cement board (i.e. Transite siding)** was identified on the exterior of the Gas Station. In accordance with the EPA, the asbestos-containing cement board is considered ***non-friable*** that which cannot be rendered to a powder via hand pressure. Furthermore, the asbestos-containing cement board is categorized as a ***Category II Non-Friable ACM***; consequently, the abatement of this ACM is not regulated by the ODOL. The cement-board, however, must be abated prior to the commencement of certain abatement/renovation activities. Accordingly, the abatement of the cement board must be carried out in accordance with the Occupational Safety and Health Administration (OSHA) as ***Class II Work***. This means a negative-exposure assessment, adequate training and the appropriate certifications and licensure must be in place prior to the commencement of abatement activities. Lastly, an EPA ***National Emission Standard for Hazardous Air Pollutants*** (NESHAP) ***Notification*** must be submitted to and approved by the Oklahoma Department of Environmental Quality (ODEQ) ten-business days prior to the commencement of certain abatement/renovation and any demolition activities.

Though the abatement of the cement board is not regulated by the ODOL, an Asbestos-Abatement Contractor, licensed by the ODOL, is recommended to perform the abatement to ensure that EPA and OSHA compliant methods are utilized. Refer to the tables in the Observations and Findings portion of this report for the location, condition and estimated quantity of the asbestos-containing homogenous materials (i.e. materials that are uniform in color and texture and believed to be applied during the same period) that were discovered as part of these inspections. The remainder of this Report is comprised of the Sampling Strategy and Methodology, the Observations and Findings, Recommendations, the Regulatory Review, Limitations of the Survey and the Appendix to this Report.

SAMPLING STRATEGY & METHODOLOGY

In order to collect materials suspected of containing asbestos, each accessible area throughout the aforementioned structures was systematically inspected. The sample collection process included thoroughly documenting the location, condition, classification and estimated quantity of material(s) suspected of containing asbestos. A specified number of samples were collected from a material(s) that are uniform in color and texture and believed to be applied during the same period (i.e. homogenous materials). If laboratory analyses determined that the sample(s) contained asbestos, the entirety of the material was considered asbestos containing. These Asbestos Inspections were conducted in accordance with the NESHAP 40-Code of Federal Regulation (CFR) 61 Subpart M. Additionally, each sample collected was submitted for analysis in accordance with the EPA authorized method 600 49-CFR Part 61 § M Asbestos NESHAP Rules. The following are examples of the types of materials that were visually inspected and sampled during these inspections:

SURFACING MATERIAL

- Examples include, but are not limited to, blown or troweled on surfacing material commonly observed on ceilings, walls or structural steel.

THERMAL SYSTEM INSULATION

- Examples include, but are not limited to, insulation on piping, thermal process or Heating Ventilation and Air Conditioning (HVAC) equipment and components.

MISCELLANEOUS MATERIAL

- Examples include, but are not limited, to floor and ceiling tiles, mastics, vinyl sheet-flooring, wallboard, wallboard-tape, and mud or joint compounds.

OBSERVATIONS & FINDINGS

The City of Tuttle Acquisition project is comprised of two properties: 410 West Bond Street and 408 West Main Street in Tuttle, Oklahoma. 410 West Bond consists of a lumberyard and various metal buildings, and 408 West Main consists of a gas station and various buildings. The following tables summarize the homogenous location and description of the material(s) that were identified as asbestos containing.

TABLE I: ASBESTOS-CONTAINING CEMENT BOARD

HOMOGENOUS LOCATION	CONDITION
EXTERIOR SIDING – GAS STATION	GOOD
TOTAL QUANTITY	~100 SQUARE FEET
ESTIMATED COST OF REMOVAL	**$3,500.00**
ESTIMATED COST FOR THIRD-PARTY ASBESTOS ABATEMENT AIR MONITORING	**$750.00**
TOTAL ESTIMATED COST	**$4,250.00**

ASBESTOS-RESPONSE ACTIONS

- The asbestos-containing cement board must be abated prior to the commencement of certain abatement/renovation activities.
- The abatement of the asbestos-containing cement board must be carried out in accordance with OSHA as Class II Work.
- An EPA NESHAP Notification must be submitted to and approved by the ODEQ ten-business days prior to the commencement of certain abatement/renovation and any demolition activities.

RECOMMENDED ASBESTOS-RESPONSE ACTIONS

- To ensure that EPA and OSHA compliant methods are utilized, an Asbestos-Abatement Contractor, licensed by the ODOL, is recommended to perform the abatement of the asbestos-containing cement board.

REGULATORY REVIEW

Asbestos Containing Materials are any materials, which consist of >1% asbestos as defined by the EPA Approved Analytical Method 40 CFR Chapter I, Part 763, Subpart F, Appendix C, referred to as *Interim Method for determination of Asbestos in Bulk Insulation Samples*, using Polarized Light Microscopy (PLM), US EPA 600/M4-82-020 1982. Prior to 1980 asbestos was commonly utilized during construction in addition to being found in various building materials. In 1994, OSHA required employers to identify ACM in pre-1980 construction as part of its Standard for Occupational Exposure to Asbestos in Construction (29 CFR 1926.1101). This OSHA standard covers maintenance, repair, and removal functions involving ACM or Presumed ACM (PACM). Without asbestos inspections, owners and/or operators must treat suspected ACM as asbestos containing.

The ODOL regulates the Hazard Communication requirements for public employees as part of the ODOL Public Employees Occupational Safety and Health (PEOSH) Program. The State of Oklahoma Hazard Communication Standard (HAZCOM), revised as of August 2006, is provided in the Oklahoma Asbestos Control Act (OAC) 380 Chapter 45 (http://www.ok.gov/odol/documents/Asbestos_law_rules.pdf). Specific provisions of the OAC Standard (45-15-1) address asbestos notifications and labeling requirements. The labeling requirements specify that asbestos-containing pipe insulation and various equipment insulation, as well as rooms where asbestos is present, be identified with an asbestos warning label. Section 380:45-15-2 requires a notice to employees when ACM are used in acoustical materials on ceilings and walls. This type of ACM is referred to as Surfacing Material. The asbestos warning labels are to be readily visible and include the following warning:

CAUTION
ASBESTOS - HAZARDOUS
DO NOT DISTURB WITHOUT PROPER
TRAINING & EQUIPMENT

The EPA requires asbestos inspections in school buildings in grades Kindergarten through 12 as part of the Asbestos Hazard Emergency Response Act (AHERA), which is authorized in 40 CFR 763.6. If asbestos is present within school facilities grades K-12 an Asbestos Management Plan is required by the Local Educational Authority (LEA) to be in place. The AHERA sampling protocol addresses the systematic sample collection of all forms of ACM in addition to categorizing ACM materials as friable Category I or II non-friable. An AHERA Inspection must also evaluate the condition and the potential for disturbance of ACM.

Along with AHERA, the EPA also regulates commercial asbestos abatement activities. A NESHAP notification must be submitted to the Oklahoma Department of Environmental Quality (ODEQ) ten-business days prior to the initiation of **any** renovation and/or demolition activities where ACM are present in quantities that meet or exceed 160-square feet (ft.^{2}), 260-linear ft. or 35-cubic ft. (ft.^{3}). Instructions regarding NESHAP notification requirements and ODEQ compliance are provided on the DEQ website: *http://www.deq.state.ok.us/aqdnew/asbestos/index.htm*. Land disposal requirements are also regulated by the EPA through State Landfill Permits. These efforts are now administered by the ODEQ Air Quality and Land Protection regulations. The ODEQ requires the advance filing of a NESHAP notification when any demolition or renovation activities take place. The NESHAP notification process tracks abated ACM to an ODEQ approved landfill on a project-by-project basis.

The ODOL Asbestos Division regulates asbestos abatement by implementing the rules that govern the abatement of friable ACM. Under the ODOL asbestos rule, OAC 380:50, only adequately licensed contractors can perform asbestos abatement, develop management plans and project designs. All abatement supervisors, abatement workers and asbestos inspectors must be licensed by the ODOL. The ODOL Rules are available on the ODOL web site: *http://www.ok.gov/odol/*.

LIMITATIONS OF SURVEY

These asbestos inspections were limited to certain aspects of the building construction. These limitations restricted and/or prevented the complete inspection of hidden or inaccessible building materials. Furthermore, locations presenting a hazard to bystanders or the inspector were not assessed. The findings resulting from these inspections are valid as of the date the inspections were performed. However, changes in the condition of a structure may certainly occur with the passage of time whether due to natural processes or the works of man. Additionally, changes in applicable or appropriate standards may also occur possibly resulting from legislation or the expansion of knowledge.

Our investigation was conducted using the degree of care and skill ordinarily exercised by professional consultants under similar circumstances practicing in this or similar localities. Professional services have been performed; results associated with these asbestos inspections were obtained and reported in accordance with generally accepted principles and practices. No other representations, either expressed or implied, are made. Marshall Environmental Management, Incorporated is not responsible for independent conclusions, opinions or recommendations made by others. It should also be noted that as-built plans were not available for review or use in the planning of these asbestos inspections.

APPENDIX

CHAIN OF CUSTODY & LABORATORY ANALYSES

FLOOR PLAN DIAGRAM

PHOTOGRAPHS

CERTIFICATION/LICENSURE

MARSHALL ENVIRONMENTAL MANAGEMENT, INCORPORATED
1601 SW 89TH STREET, SUITE A-100
OKLAHOMA CITY, OK 73159
PHONE: 405.616.0401 FAX: 405.681.6753
marshenv@swbell.net

BULK ASBESTOS CHAIN OF CUSTODY FORM

PROJECT INFORMATION		REPORT TO		INVOICE TO	
PROJECT ID **PROJECT TYPE**	0012-AB-012814 Asbestos Inspection	**CLIENT/ COMPANY**	OK Dept. of Environmental Quality Land Protection Division	**CLIENT/ COMPANY**	State of OK CAP Dept. - Division of Capital Assets Mgmt. OMES
PROJECT NAME	City of Tuttle Acquisition	**ATTENTION** **TITLE**	Rachel Francks Environmental Programs Specialists	**ATTENTION** **TITLE**	Laurie A. Ryan Programs & Services Section Manager
PROJECT ADDRESS	410 W Bond Street Tuttle, OK	**ADDRESS**	P.O. Box 1677 Oklahoma City, OK 73102	**ADDRESS**	P.O. Box 53448 Oklahoma City, OK 73152
SITE CONTACT	Julius Conley	**PHONE #**	405-702-5103	**PHONE #**	405-522-6762
PHONE #	405-381-2335	**MOBILE #**	405-659-3573	**MOBILE #**	
MOBILE #		**ALTERNATE #**		**ALTERNATE #**	405-522-0051
EMAIL ADDRESS	jconley@cityoftuttle.com	**EMAIL ADDRESS**	Rachel.Francks@deq.ok.gov	**EMAIL ADDRESS**	Laurie.Ryan@omes.ok.gov

SAMPLE IDENTIFICATION #			SAMPLE DESCRIPTION	SAMPLE LOCATION	SAMPLE COMPOSITION		
LAB #	SAMPLE DATE	FIELD #			COLOR	CONDITION	TYPE
0016	01/29/14	PLM-01	Bed Mud	Gas Station - Room 2 - East Ceiling	White	Good	Misc.
0016	01/29/14	PLM-02	Bed Tape	Gas Station - Room 2 - East Ceiling	White	Good	Misc.
0016	01/29/14	PLM-03	Drywall	Gas Station - Room 2 - East Ceiling	White	Good	Misc.
0016	01/29/14	PLM-04	Ceiling Texture	Gas Station - Room 2 - East Ceiling	White	Good	Misc.
0016	01/29/14	PLM-05	Bed Mud	Gas Station - Room 2 - West Ceiling	White	Good	Misc.
0016	01/29/14	PLM-06	Bed Tape	Gas Station - Room 2 - West Ceiling	White	Good	Misc.
0016	01/29/14	PLM-07	Drywall	Gas Station - Room 2 - West Ceiling	White	Good	Misc.
0016	01/29/14	PLM-08	Ceiling Texture	Gas Station - Room 2 - West Ceiling	White	Good	Misc.
0016	01/29/14	PLM-09	Bed Mud	Gas Station - Room 3 - West Ceiling	White	Good	Misc.
0016	01/29/14	PLM-10	Bed Tape	Gas Station - Room 3 - West Ceiling	White	Good	Misc.

Collected By	Jamie Marshall	Print / Initials	Date / Time	1-30-14 - 14:00	Relinquished By	N/A	Print / Initials	Date / Time	N/A
Received By	N/A	Print / Initials	Date / Time	N/A	Relinquished By	N/A	Print / Initials	Date / Time	N/A

TURN-AROUND-TIME		
X	Standard	5-7 Business Days
	Rush	Nest Day
	Immediate	Same Day

SAMPLE CONDITION	
Good	Good
Damaged	Damaged
S. Dam.	Significantly Damaged

SAMPLE TYPE	
Misc.	Miscellaneous Material
Surfacing	Surfacing Material
TSI	Thermal System Insulation

SAMPLE NOTES	Acceptable		
METHOD OF SHIPMENT	Hand Delivery		
PAGE NUMBERS	1	of	7

MARSHALL ENVIRONMENTAL MANAGEMENT, INCORPORATED
1601 SW 89TH STREET, SUITE A-100
OKLAHOMA CITY, OK 73159
PHONE: 405.616.0401 FAX: 405.681.6753
marshenv@swbell.net

BULK ASBESTOS CHAIN OF CUSTODY FORM

PROJECT INFORMATION		REPORT TO		INVOICE TO	
PROJECT ID **PROJECT TYPE**	0012-AB-012814 Asbestos Inspection	**CLIENT/ COMPANY**	OK Dept. of Environmental Quality Land Protection Division	**CLIENT/ COMPANY**	State of OK CAP Dept. - Division of Capital Assets Mgmt. OMES
PROJECT NAME	City of Tuttle Acquisition	**ATTENTION** **TITLE**	Rachel Francks Environmental Programs Specialists	**ATTENTION** **TITLE**	Laurie A. Ryan Programs & Services Section Manager
PROJECT ADDRESS	410 W Bond Street Tuttle, OK	**ADDRESS**	P.O. Box 1677 Oklahoma City, OK 73102	**ADDRESS**	P.O. Box 53448 Oklahoma City, OK 73152
SITE CONTACT	Julius Conley	**PHONE #**	405-702-5103	**PHONE #**	405-522-6762
PHONE #	405-381-2335	**MOBILE #**	405-659-3573	**MOBILE #**	
MOBILE #		**ALTERNATE #**		**ALTERNATE #**	405-522-0051
EMAIL ADDRESS	jconley@cityoftuttle.com	**EMAIL ADDRESS**	Rachel.Francks@deq.ok.gov	**EMAIL ADDRESS**	Laurie.Ryan@omes.ok.gov

SAMPLE IDENTIFICATION #			SAMPLE DESCRIPTION	SAMPLE LOCATION	SAMPLE COMPOSITION		
LAB #	SAMPLE DATE	FIELD #			COLOR	CONDITION	TYPE
0016	01/29/14	PLM-11	Drywall	Gas Station - Room 3 - West Ceiling	White	Good	Misc.
0016	01/29/14	PLM-12	Ceiling Texture	Gas Station - Room 3 - West Ceiling	White	Good	Misc.
0016	01/29/14	PLM-13	Wall Texture	Gas Station - Room 1 - North Wall	White	Good	Misc.
0016	01/29/14	PLM-14	Wall Texture	Gas Station - Room 2 - North Wall	White	Good	Misc.
0016	01/29/14	PLM-15	Wall Texture	Gas Station - Room 3 - North Wall	White	Good	Misc.
0016	01/29/14	PLM-16	Window Caulk	Gas Station - Exterior - West	Gray	Good	Misc.
0016	01/29/14	PLM-17	Window Caulk	Gas Station - Exterior - East	Gray	Good	Misc.
0016	01/29/14	PLM-18	Window Caulk	Gas Station - Exterior - North	Gray	Good	Misc.
0016	01/29/14	PLM-19	Ceiling Texture on Tin Panel	Gas Station - Exterior Awning - North	Black	Good	Misc.
0016	01/29/14	PLM-20	Ceiling Texture on Tin Panel	Gas Station - Exterior Awning - Northeast	Black	Good	Misc.

Collected By	Jamie Marshall	Print Initials	Date Time	1-30-14 - 14:00	Relinquished By	N/A	Print Initials	Date Time	N/A
Received By	N/A	Print Initials	Date Time	N/A	Relinquished By	N/A	Print Initials	Date Time	N/A

TURN-AROUND-TIME		
X	Standard	5-7 Business Days
	Rush	Nest Day
	Immediate	Same Day

SAMPLE CONDITION	
Good	Good
Damaged	Damaged
S. Dam.	Significantly Damaged

SAMPLE TYPE	
Misc.	Miscellaneous Material
Surfacing	Surfacing Material
TSI	Thermal System Insulation

SAMPLE NOTES	Acceptable		
METHOD OF SHIPMENT	Hand Delivery		
PAGE NUMBERS	2	of	7

MARSHALL ENVIRONMENTAL MANAGEMENT, INCORPORATED
1601 SW 89TH STREET, SUITE A-100
OKLAHOMA CITY, OK 73159
PHONE: 405.616.0401 FAX: 405.681.6753
marshenv@swbell.net

BULK ASBESTOS CHAIN OF CUSTODY FORM

PROJECT INFORMATION		REPORT TO		INVOICE TO	
PROJECT ID **PROJECT TYPE**	0012-AB-012814 Asbestos Inspection	**CLIENT/ COMPANY**	OK Dept. of Environmental Quality Land Protection Division	**CLIENT/ COMPANY**	State of OK CAP Dept. - Division of Capital Assets Mgmt. OMES
PROJECT NAME	City of Tuttle Acquisition	**ATTENTION** **TITLE**	Rachel Francks Environmental Programs Specialists	**ATTENTION** **TITLE**	Laurie A. Ryan Programs & Services Section Manager
PROJECT ADDRESS	410 W Bond Street Tuttle, OK	**ADDRESS**	P.O. Box 1677 Oklahoma City, OK 73102	**ADDRESS**	P.O. Box 53448 Oklahoma City, OK 73152
SITE CONTACT	Julius Conley	**PHONE #**	405-702-5103	**PHONE #**	405-522-6762
PHONE #	405-381-2335	**MOBILE #**	405-659-3573	**MOBILE #**	
MOBILE #		**ALTERNATE #**		**ALTERNATE #**	405-522-0051
EMAIL ADDRESS	jconley@cityoftuttle.com	**EMAIL ADDRESS**	Rachel.Francks@deq.ok.gov	**EMAIL ADDRESS**	Laurie.Ryan@omes.ok.gov

SAMPLE IDENTIFICATION #			SAMPLE DESCRIPTION	SAMPLE LOCATION	SAMPLE COMPOSITION		
LAB #	SAMPLE DATE	FIELD #			COLOR	CONDITION	TYPE
0016	01/29/14	PLM-21	Ceiling Texture on Tin Panel	Gas Station - Exterior Awning - Northwest	Black	Good	Misc.
0016	01/29/14	PLM-22	Transite Siding	Gas Station - Exterior - East	White	Good	Misc.
0016	01/29/14	PLM-23	Transite Siding	Gas Station - Exterior - West	White	Good	Misc.
0016	01/29/14	PLM-24	Transite Siding	Gas Station - Exterior - South	White	Good	Misc.
0016	01/29/14	PLM-25	1x1 Ceiling Tile	Lumber Yard Shop - Room 1 - North	White	Good	Misc.
0016	01/29/14	PLM-26	1x1 Ceiling Tile	Lumber Yard Shop - Room 2 - North	White	Good	Misc.
0016	01/29/14	PLM-27	1x1 Ceiling Tile	Lumber Yard Shop - Room 3 - North	White	Good	Misc.
0016	01/29/14	PLM-28	Blown in Insulation	Lumber Yard Shop - Above Room 1	Gray	Good	Misc.
0016	01/29/14	PLM-29	Blown in Insulation	Lumber Yard Shop - Above Room 2	Gray	Good	Misc.
0016	01/29/14	PLM-30	Blown in Insulation	Lumber Yard Shop - Above Room 4	Gray	Good	Misc.

Collected By	Jamie Marshall	Print / Initials	Date / Time	1-30-14 - 14:00	Relinquished By	N/A	Print / Initials	Date / Time	N/A
Received By	N/A	Print / Initials	Date / Time	N/A	Relinquished By	N/A	Print / Initials	Date / Time	N/A

TURN-AROUND-TIME		
X	Standard	5-7 Business Days
	Rush	Nest Day
	Immediate	Same Day

SAMPLE CONDITION	
Good	Good
Damaged	Damaged
S. Dam.	Significantly Damaged

SAMPLE TYPE	
Misc.	Miscellaneous Material
Surfacing	Surfacing Material
TSI	Thermal System Insulation

SAMPLE NOTES	Acceptable		
METHOD OF SHIPMENT	Hand Delivery		
PAGE NUMBERS	3	of	7

MARSHALL ENVIRONMENTAL MANAGEMENT, INCORPORATED
1601 SW 89TH STREET, SUITE A-100
OKLAHOMA CITY, OK 73159
PHONE: 405.616.0401 FAX: 405.681.6753
marshenv@swbell.net

BULK ASBESTOS CHAIN OF CUSTODY FORM

PROJECT INFORMATION		REPORT TO		INVOICE TO	
PROJECT ID **PROJECT TYPE**	0012-AB-012814 Asbestos Inspection	**CLIENT/ COMPANY**	OK Dept. of Environmental Quality Land Protection Division	**CLIENT/ COMPANY**	State of OK CAP Dept. - Division of Capital Assets Mgmt. OMES
PROJECT NAME	City of Tuttle Acquisition	**ATTENTION** **TITLE**	Rachel Francks Environmental Programs Specialists	**ATTENTION** **TITLE**	Laurie A. Ryan Programs & Services Section Manager
PROJECT ADDRESS	410 W Bond Street Tuttle, OK	**ADDRESS**	P.O. Box 1677 Oklahoma City, OK 73102	**ADDRESS**	P.O. Box 53448 Oklahoma City, OK 73152
SITE CONTACT	Julius Conley	**PHONE #**	405-702-5103	**PHONE #**	405-522-6762
PHONE #	405-381-2335	**MOBILE #**	405-659-3573	**MOBILE #**	
MOBILE #		**ALTERNATE #**		**ALTERNATE #**	405-522-0051
EMAIL ADDRESS	jconley@cityoftuttle.com	**EMAIL ADDRESS**	Rachel.Francks@deq.ok.gov	**EMAIL ADDRESS**	Laurie.Ryan@omes.ok.gov

SAMPLE IDENTIFICATION #			SAMPLE DESCRIPTION	SAMPLE LOCATION	SAMPLE COMPOSITION		
LAB #	SAMPLE DATE	FIELD #			COLOR	CONDITION	TYPE
0016	01/29/14	PLM-31	12x12 Floor Tile	Lumber Yard Shop - Room 1 - North	Brown	Good	Misc.
0016	01/29/14	PLM-32	Black Mastic	Lumber Yard Shop - Room 1 - North	Black	Good	Misc.
0016	01/29/14	PLM-33	12x12 Floor Tile	Lumber Yard Shop - Room 1 - East	Brown	Good	Misc.
0016	01/29/14	PLM-34	Black Mastic	Lumber Yard Shop - Room 1 - East	Black	Good	Misc.
0016	01/29/14	PLM-35	12x12 Floor Tile	Lumber Yard Shop - Room 1 - West	Brown	Good	Misc.
0016	01/29/14	PLM-36	Black Mastic	Lumber Yard Shop - Room 1 - West	Black	Good	Misc.
0016	01/29/14	PLM-37	Bed Mud	Lumber Yard Shop - Room 1 - North Wall	White	Good	Misc.
0016	01/29/14	PLM-38	Bed Tape	Lumber Yard Shop - Room 1 - North Wall	White	Good	Misc.
0016	01/29/14	PLM-39	Drywall	Lumber Yard Shop - Room 1 - North Wall	White	Good	Misc.
0016	01/29/14	PLM-40	Bed Mud	Lumber Yard Shop - Room 4 - North Wall	White	Good	Misc.

Collected By	Jamie Marshall	Print / Initials	Date / Time	1-30-14 - 14:00	Relinquished By	N/A	Print / Initials	Date / Time	N/A
Received By	N/A	Print / Initials	Date / Time	N/A	Relinquished By	N/A	Print / Initials	Date / Time	N/A

TURN-AROUND-TIME		
X	Standard	5-7 Business Days
	Rush	Nest Day
	Immediate	Same Day

SAMPLE CONDITION	
Good	Good
Damaged	Damaged
S. Dam.	Significantly Damaged

SAMPLE TYPE	
Misc.	Miscellaneous Material
Surfacing	Surfacing Material
TSI	Thermal System Insulation

SAMPLE NOTES	Acceptable		
METHOD OF SHIPMENT	Hand Delivery		
PAGE NUMBERS	4	of	7

MARSHALL ENVIRONMENTAL MANAGEMENT, INCORPORATED
1601 SW 89TH STREET, SUITE A-100
OKLAHOMA CITY, OK 73159
PHONE: 405.616.0401 FAX: 405.681.6753
marshenv@swbell.net

BULK ASBESTOS CHAIN OF CUSTODY FORM

PROJECT INFORMATION		REPORT TO		INVOICE TO	
PROJECT ID **PROJECT TYPE**	0012-AB-012814 Asbestos Inspection	**CLIENT/ COMPANY**	OK Dept. of Environmental Quality Land Protection Division	**CLIENT/ COMPANY**	State of OK CAP Dept. - Division of Capital Assets Mgmt. OMES
PROJECT NAME	City of Tuttle Acquisition	**ATTENTION** **TITLE**	Rachel Francks Environmental Programs Specialists	**ATTENTION** **TITLE**	Laurie A. Ryan Programs & Services Section Manager
PROJECT ADDRESS	410 W Bond Street Tuttle, OK	**ADDRESS**	P.O. Box 1677 Oklahoma City, OK 73102	**ADDRESS**	P.O. Box 53448 Oklahoma City, OK 73152
SITE CONTACT	Julius Conley	**PHONE #**	405-702-5103	**PHONE #**	405-522-6762
PHONE #	405-381-2335	**MOBILE #**	405-659-3573	**MOBILE #**	
MOBILE #		**ALTERNATE #**		**ALTERNATE #**	405-522-0051
EMAIL ADDRESS	jconley@cityoftuttle.com	**EMAIL ADDRESS**	Rachel.Francks@deq.ok.gov	**EMAIL ADDRESS**	Laurie.Ryan@omes.ok.gov

SAMPLE IDENTIFICATION #			SAMPLE DESCRIPTION	SAMPLE LOCATION	SAMPLE COMPOSITION		
LAB #	SAMPLE DATE	FIELD #			COLOR	CONDITION	TYPE
0016	01/29/14	PLM-41	Bed Tape	Lumber Yard Shop - Room 4 - North Wall	White	Good	Misc.
0016	01/29/14	PLM-42	Drywall	Lumber Yard Shop - Room 4 - North Wall	White	Good	Misc.
0016	01/29/14	PLM-43	Bed Mud	Lumber Yard Shop - Outside Bldg. - Room 1 - North Wall	White	Good	Misc.
0016	01/29/14	PLM-44	Bed Tape	Lumber Yard Shop - Outside Bldg. - Room 1 - North Wall	White	Good	Misc.
0016	01/29/14	PLM-45	Drywall	Lumber Yard Shop - Outside Bldg. - Room 1 - North Wall	White	Good	Misc.
0016	01/29/14	PLM-46	Top Layer 12x12 Peel & Stick Tile	Lumber Yard Shop - Room 5 - North	Brown	Good	Misc.
0016	01/29/14	PLM-47	Bottom Layer 12x12 Floor Tile	Lumber Yard Shop - Room 5 - North	Beige	Good	Misc.
0016	01/29/14	PLM-48	Black Mastic below Bottom Layer 12x12 Floor Tile	Lumber Yard Shop - Room 5 - North	Black	Good	Misc.
0016	01/29/14	PLM-49	Top Layer 12x12 Peel & Stick Tile	Lumber Yard Shop - Room 5 - South	Brown	Good	Misc.
0016	01/29/14	PLM-50	Bottom Layer 12x12 Floor Tile	Lumber Yard Shop - Room 5 - South	Beige	Good	Misc.

Collected By	Jamie Marshall	Print / Initials	Date / Time	1-30-14 - 14:00	Relinquished By	N/A	Print / Initials	Date / Time	N/A
Received By	N/A	Print / Initials	Date / Time	N/A	Relinquished By	N/A	Print / Initials	Date / Time	N/A

TURN-AROUND-TIME		
X	Standard	5-7 Business Days
	Rush	Nest Day
	Immediate	Same Day

SAMPLE CONDITION	
Good	Good
Damaged	Damaged
S. Dam.	Significantly Damaged

SAMPLE TYPE	
Misc.	Miscellaneous Material
Surfacing	Surfacing Material
TSI	Thermal System Insulation

SAMPLE NOTES	Acceptable		
METHOD OF SHIPMENT	Hand Delivery		
PAGE NUMBERS	5	of	7

MARSHALL ENVIRONMENTAL MANAGEMENT, INCORPORATED
1601 SW 89TH STREET, SUITE A-100
OKLAHOMA CITY, OK 73159
PHONE: 405.616.0401 FAX: 405.681.6753
marshenv@swbell.net

BULK ASBESTOS CHAIN OF CUSTODY FORM

PROJECT INFORMATION		REPORT TO		INVOICE TO	
PROJECT ID **PROJECT TYPE**	0012-AB-012814 Asbestos Inspection	**CLIENT/ COMPANY**	OK Dept. of Environmental Quality Land Protection Division	**CLIENT/ COMPANY**	State of OK CAP Dept. - Division of Capital Assets Mgmt. OMES
PROJECT NAME	City of Tuttle Acquisition	**ATTENTION** **TITLE**	Rachel Francks Environmental Programs Specialists	**ATTENTION** **TITLE**	Laurie A. Ryan Programs & Services Section Manager
PROJECT ADDRESS	410 W Bond Street Tuttle, OK	**ADDRESS**	P.O. Box 1677 Oklahoma City, OK 73102	**ADDRESS**	P.O. Box 53448 Oklahoma City, OK 73152
SITE CONTACT	Julius Conley	**PHONE #**	405-702-5103	**PHONE #**	405-522-6762
PHONE #	405-381-2335	**MOBILE #**	405-659-3573	**MOBILE #**	
MOBILE #		**ALTERNATE #**		**ALTERNATE #**	405-522-0051
EMAIL ADDRESS	jconley@cityoftuttle.com	**EMAIL ADDRESS**	Rachel.Francks@deq.ok.gov	**EMAIL ADDRESS**	Laurie.Ryan@omes.ok.gov

SAMPLE IDENTIFICATION #			SAMPLE DESCRIPTION	SAMPLE LOCATION	SAMPLE COMPOSITION		
LAB #	SAMPLE DATE	FIELD #			COLOR	CONDITION	TYPE
0016	01/29/14	PLM-51	Black Mastic below Bottom Layer 12x12 Floor Tile	Lumber Yard Shop - Room 5 - South	Black	Good	Misc.
0016	01/29/14	PLM-52	Top 12x12 Peel & Stick Tile	Lumber Yard Shop - Room 5 - East	Brown	Good	Misc.
0016	01/29/14	PLM-53	Bottom 12x12 Floor Tile	Lumber Yard Shop - Room 5 - East	Beige	Good	Misc.
0016	01/29/14	PLM-54	Black Mastic below Bottom Layer 12x12 Floor Tile	Lumber Yard Shop - Room 5 - East	Black	Good	Misc.
0016	01/29/14	PLM-55	Top Layer 12x12 Peel & Stick Tile	Lumber Yard Shop - Room 6 - West	Green & White	Good	Misc.
0016	01/29/14	PLM-56	Bottom Layer 12x12 Peel & Stick Tile	Lumber Yard Shop - Room 6 - West	Beige	Good	Misc.
0016	01/29/14	PLM-57	Black Mastic below Bottom Layer 12x12 Peel & Stick Tile	Lumber Yard Shop - Room 6 - West	Black	Good	Misc.
0016	01/29/14	PLM-58	Top Layer 12x12 Peel & Stick Tile	Lumber Yard Shop - Room 6 - South	Green & White	Good	Misc.
0016	01/29/14	PLM-59	Bottom Layer12x12 Peel & Stick Tile	Lumber Yard Shop - Room 6 - South	Beige	Good	Misc.
0016	01/29/14	PLM-60	Black Mastic below Bottom Layer 12x12 Peel & Stick Tile	Lumber Yard Shop - Room 6 - South	Black	Good	Misc.

Collected By	Jamie Marshall	Print Initials	Date Time	1-30-14 - 14:00	Relinquished By	N/A	Print Initials	Date Time	N/A
Received By	N/A	Print Initials	Date Time	N/A	Relinquished By	N/A	Print Initials	Date Time	N/A

TURN-AROUND-TIME		
X	Standard	5-7 Business Days
	Rush	Nest Day
	Immediate	Same Day

SAMPLE CONDITION	
Good	Good
Damaged	Damaged
S. Dam.	Significantly Damaged

SAMPLE TYPE	
Misc.	Miscellaneous Material
Surfacing	Surfacing Material
TSI	Thermal System Insulation

SAMPLE NOTES	Acceptable		
METHOD OF SHIPMENT	Hand Delivery		
PAGE NUMBERS	6	of	7

MARSHALL ENVIRONMENTAL MANAGEMENT, INCORPORATED
1601 SW 89TH STREET, SUITE A-100
OKLAHOMA CITY, OK 73159
PHONE: 405.616.0401 FAX: 405.681.6753
marshenv@swbell.net

BULK ASBESTOS CHAIN OF CUSTODY FORM

PROJECT INFORMATION		REPORT TO		INVOICE TO	
PROJECT ID **PROJECT TYPE**	0012-AB-012814 Asbestos Inspection	**CLIENT/ COMPANY**	OK Dept. of Environmental Quality Land Protection Division	**CLIENT/ COMPANY**	State of OK CAP Dept. - Division of Capital Assets Mgmt. OMES
PROJECT NAME	City of Tuttle Acquisition	**ATTENTION** **TITLE**	Rachel Francks Environmental Programs Specialists	**ATTENTION** **TITLE**	Laurie A. Ryan Programs & Services Section Manager
PROJECT ADDRESS	410 W Bond Street Tuttle, OK	**ADDRESS**	P.O. Box 1677 Oklahoma City, OK 73102	**ADDRESS**	P.O. Box 53448 Oklahoma City, OK 73152
SITE CONTACT	Julius Conley	**PHONE #**	405-702-5103	**PHONE #**	405-522-6762
PHONE #	405-381-2335	**MOBILE #**	405-659-3573	**MOBILE #**	
MOBILE #		**ALTERNATE #**		**ALTERNATE #**	405-522-0051
EMAIL ADDRESS	jconley@cityoftuttle.com	**EMAIL ADDRESS**	Rachel.Francks@deq.ok.gov	**EMAIL ADDRESS**	Laurie.Ryan@omes.ok.gov

SAMPLE IDENTIFICATION #			SAMPLE DESCRIPTION	SAMPLE LOCATION	SAMPLE COMPOSITION		
LAB #	SAMPLE DATE	FIELD #			COLOR	CONDITION	TYPE
0016	01/29/14	PLM-61	Top Layer 12x12 Peel & Stick Tile	Lumber Yard Shop - Room 6 - East	Green & White	Good	Misc.
0016	01/29/14	PLM-62	Bottom Layer 12x12 Peel & Stick Tile	Lumber Yard Shop - Room 6 - East	Beige	Good	Misc.
0016	01/29/14	PLM-63	Black Mastic below Bottom Layer 12x12 Peel & Stick Tile	Lumber Yard Shop - Room 6 - East	Black	Good	Misc.

Collected By	Jamie Marshall		Print	Date	1-30-14 - 14:00	Relinquished By	N/A	Print	Date	N/A
			Initials	Time				Initials	Time	
Received By	N/A		Print	Date	N/A	Relinquished By	N/A	Print	Date	N/A
			Initials	Time				Initials	Time	

TURN-AROUND-TIME		
X	Standard	5-7 Business Days
	Rush	Nest Day
	Immediate	Same Day

SAMPLE CONDITION	
Good	Good
Damaged	Damaged
S. Dam.	Significantly Damaged

SAMPLE TYPE	
Misc.	Miscellaneous Material
Surfacing	Surfacing Material
TSI	Thermal System Insulation

SAMPLE NOTES	Acceptable		
METHOD OF SHIPMENT	Hand Delivery		
PAGE NUMBERS	7	of	7

MARSHALL ENVIRONMENTAL MANAGEMENT, INC.

1601 SOUTHWEST 89TH ST., STE. 100-A
OKLAHOMA CITY, OK 73159
PHONE: 405.616.0401 FAX: 405.681.6753
marshenv@swbell.net

BULK ASBESTOS ANALYSIS REPORT

PROJECT LOCATION		INVOICE TO		REPORT TO	
Project Identification	0012-AB-012814 Asbestos Inspection	**Client**	OK Dept. of Environmental Quality Land Protection Division	**Client**	State of OK CAP Dept. - Divison of Capital Assets Mgmt. OMES
Project	City of Tuttle Acquisition	**Attention Title**	Rachel Francks Environmental Programs Specialists	**Attention Title**	Laurie A. Ryan Programs & Services Section Manager
Project Address	410 W. Bond Street Tuttle, OK	**Address**	PO Box 1677 Oklahoma City, OK 73102	**Address**	PO Box 53448 Oklahoma City, OK 73152
Contact	Julius Conley	**Phone**	405-702-5103	**Phone**	405-522-6762
Phone	405-381-2335	**Fax**	405-659-3573	**Fax**	
Cell		**Other**		**Other**	405-522-0051
email	jconley@cityoftuttle.com	**email**	Rachel.Francks@deq.ok.gov	**email**	Laurie.Ryan@omes.ok.gov

LAB LOG NUMBER	DATE OF SAMPLING	SAMPLE DESCRIPTION/LOCATION	SAMPLE COMPOSITION					
0016-012914-PLM-01	January 29, 2014	Bed Mud	COLOR	Beige	NO ASBESTOS DETECTED			
		Gas Station - Room 2 - East Ceiling	CONDITION	Good			100%	Calcareous Material
			TYPE	Miscellaneous				
			NOTE					
0016-012914-PLM-02	January 29, 2014	Bed Tape	COLOR	Beige	NO ASBESTOS DETECTED			
		Gas Station - Room 2 - East Ceiling	CONDITION	Good			100%	Cellulose
			TYPE	Miscellaneous				
			NOTE					
0016-012914-PLM-03	January 29, 2014	Drywall	COLOR	White	NO ASBESTOS DETECTED			
		Gas Station - Room 2 - East Ceiling	CONDITION	Good			97%	Calcareous Material
			TYPE	Miscellaneous			3%	Cellulose
			NOTE					
0016-012914-PLM-04	January 29, 2014	Ceiling Texture	COLOR	White	NO ASBESTOS DETECTED			
		Gas Station - Room 2 - East Ceiling	CONDITION	Good			10%	Foam
			TYPE	Miscellaneous			88%	Calcareous Material
			NOTE				2%	Cellulose
0016-012914-PLM-05	January 29, 2014	Bed Mud	COLOR	White	NO ASBESTOS DETECTED			
		Gas Station - Room 2 - West Ceiling	CONDITION	Good			100%	Cellulose
			TYPE	Miscellaneous				
			NOTE					

Jamie Marshall		February 10, 2014
ANALYST NAME (PRINT)	**ANALYST SIGNATURE**	**DATE ANALYZED**

Polarized Light Microscopy Asbestos Analysis Test Method: 40 CFR Chapter I, Part 763, Subpart F, Appendix A, "Interim Method for determination of Asbestos in Bulk Insulation Samples" using Polarized Light Microscopy (PLM), US EPA 600/M4-82-020 1982.	Lab Accreditation: AIHA PAT ID# 102334

MARSHALL ENVIRONMENTAL MANAGEMENT, INC.
1601 SOUTHWEST 89TH ST., STE. 100-A
OKLAHOMA CITY, OK 73159
PHONE: 405.616.0401 FAX: 405.681.6753
marshenv@swbell.net

BULK ASBESTOS ANALYSIS REPORT

PROJECT LOCATION		INVOICE TO		REPORT TO	
Project Identification	0012-AB-012814 Asbestos Inspection	**Client**	OK Dept. of Environmental Quality Land Protection Division	**Client**	State of OK CAP Dept. - Divison of Capital Assets Mgmt. OMES
Project	City of Tuttle Acquisition	**Attention** **Title**	Rachel Francks Environmental Programs Specialists	**Attention** **Title**	Laurie A. Ryan Programs & Services Section Manager
Project Address	410 W. Bond Street Tuttle, OK	**Address**	PO Box 1677 Oklahoma City, OK 73102	**Address**	PO Box 53448 Oklahoma City, OK 73152
Contact	Julius Conley	**Phone**	405-702-5103	**Phone**	405-522-6762
Phone	405-381-2335	**Fax**	405-659-3573	**Fax**	
Cell		**Other**		**Other**	405-522-0051
email	jconley@cityoftuttle.com	**email**	Rachel.Francks@deq.ok.gov	**email**	Laurie.Ryan@omes.ok.gov

LAB LOG NUMBER	DATE OF SAMPLING	SAMPLE DESCRIPTION/LOCATION	SAMPLE COMPOSITION					
0016-012914-PLM-06	January 29, 2014	Bed Tape	COLOR	White	NO ASBESTOS DETECTED			
		Gas Station - Room 2 - West Ceiling	CONDITION	Good			100%	Cellulose
			TYPE	Miscellaneous				
			NOTE					
0016-012914-PLM-07	January 29, 2014	Drywall	COLOR	White	NO ASBESTOS DETECTED			
		Gas Station - Room 2 - West Ceiling	CONDITION	Good			97%	Calcareous Material
			TYPE	Miscellaneous			3%	Cellulose
			NOTE					
0016-012914-PLM-08	January 29, 2014	Ceiling Texture	COLOR	White	NO ASBESTOS DETECTED			
		Gas Station - Room 2 - West Ceiling	CONDITION	Good			10%	Foam
			TYPE	Miscellaneous			88%	Calcareous Material
			NOTE				2%	Cellulose
0016-012914-PLM-09	January 29, 2014	Bed Mud	COLOR	White	NO ASBESTOS DETECTED			
		Gas Station - Room 2 - West Ceiling	CONDITION	Good			100%	Calcareous Material
			TYPE	Miscellaneous				
			NOTE					
0016-012914-PLM-10	January 29, 2014	Bed Tape	COLOR	White	NO ASBESTOS DETECTED			
		Gas Station - Room 2 - West Ceiling	CONDITION	Good			100%	Cellulose
			TYPE	Miscellaneous				
			NOTE					

ANALYST NAME (PRINT)	ANALYST SIGNATURE	DATE ANALYZED
Jamie Marshall		February 10, 2014

Polarized Light Microscopy Asbestos Analysis Test Method: 40 CFR Chapter I, Part 763, Subpart F, Appendix A, "Interim Method for determination of Asbestos in Bulk Insulation Samples" using Polarized Light Microscopy (PLM), US EPA 600/M4-82-020 1982.	Lab Accreditation: AIHA PAT ID# 102334

MARSHALL ENVIRONMENTAL MANAGEMENT, INC.
1601 SOUTHWEST 89TH ST., STE. 100-A
OKLAHOMA CITY, OK 73159
PHONE: 405.616.0401 FAX: 405.681.6753
marshenv@swbell.net

BULK ASBESTOS ANALYSIS REPORT

PROJECT LOCATION		INVOICE TO		REPORT TO	
Project Identification	0012-AB-012814 Asbestos Inspection	**Client**	OK Dept. of Environmental Quality Land Protection Division	**Client**	State of OK CAP Dept. - Divison of Capital Assets Mgmt. OMES
Project	City of Tuttle Acquisition	**Attention** **Title**	Rachel Francks Environmental Programs Specialists	**Attention** **Title**	Laurie A. Ryan Programs & Services Section Manager
Project Address	410 W. Bond Street Tuttle, OK	**Address**	PO Box 1677 Oklahoma City, OK 73102	**Address**	PO Box 53448 Oklahoma City, OK 73152
Contact	Julius Conley	**Phone**	405-702-5103	**Phone**	405-522-6762
Phone	405-381-2335	**Fax**	405-659-3573	**Fax**	
Cell		**Other**		**Other**	405-522-0051
email	jconley@cityoftuttle.com	**email**	Rachel.Francks@deq.ok.gov	**email**	Laurie.Ryan@omes.ok.gov

LAB LOG NUMBER	DATE OF SAMPLING	SAMPLE DESCRIPTION/LOCATION	SAMPLE COMPOSITION					
0016-012914-PLM-11	January 29, 2014	Drywall	COLOR	White	NO ASBESTOS DETECTED			
		Gas Station - Room 3 - West Celing	CONDITION	Good			97%	Calcareous Material
			TYPE	Miscellaneous			3%	Cellulose
			NOTE					
0016-012914-PLM-12	January 29, 2014	Ceiling Texture	COLOR	Gray	NO ASBESTOS DETECTED			
		Gas Station - Room 3 - West Celing	CONDITION	Good			10%	Foam
			TYPE	Miscellaneous			88%	Calcareous Material
			NOTE				2%	Cellulose
0016-012914-PLM-13	January 29, 2014	Wall Texture	COLOR	Gray	NO ASBESTOS DETECTED			
		Gas Station - Room 1 - North Wall	CONDITION	Significantly Damaged			80%	Paint
			TYPE	Miscellaneous			19%	Calcareous Material
			NOTE				1%	Cellulose
0016-012914-PLM-14	January 29, 2014	Wall Texture	COLOR	White	NO ASBESTOS DETECTED			
		Gas Station - Room 2 - North Wall	CONDITION	Good			80%	Paint
			TYPE	Miscellaneous			19%	Calcareous Material
			NOTE				1%	Cellulose
0016-012914-PLM-15	January 29, 2014	Wall Texture	COLOR	White	NO ASBESTOS DETECTED			
		Gas Station - Room 3 - North Wall	CONDITION	Good			80%	Paint
			TYPE	Miscellaneous			19%	Calcareous Material
			NOTE				1%	Cellulose

ANALYST NAME (PRINT)	ANALYST SIGNATURE	DATE ANALYZED
Jamie Marshall		

Polarized Light Microscopy Asbestos Analysis Test Method:
40 CFR Chapter I, Part 763, Subpart F, Appendix A, "Interim Method for determination of Asbestos in Bulk Insulation Samples" using Polarized Light Microscopy (PLM), US EPA 600/M4-82-020 1982.

Lab Accreditation:
AIHA PAT ID# 102334

MARSHALL ENVIRONMENTAL MANAGEMENT, INC.
1601 SOUTHWEST 89TH ST., STE. 100-A
OKLAHOMA CITY, OK 73159
PHONE: 405.616.0401 FAX: 405.681.6753
marshenv@swbell.net

BULK ASBESTOS ANALYSIS REPORT

PROJECT LOCATION		INVOICE TO		REPORT TO	
Project Identification	0012-AB-012814 Asbestos Inspection	**Client**	OK Dept. of Environmental Quality Land Protection Division	**Client**	State of OK CAP Dept. - Divison of Capital Assets Mgmt. OMES
Project	City of Tuttle Acquisition	**Attention** **Title**	Rachel Francks Environmental Programs Specialists	**Attention** **Title**	Laurie A. Ryan Programs & Services Section Manager
Project Address	410 W. Bond Street Tuttle, OK	**Address**	PO Box 1677 Oklahoma City, OK 73102	**Address**	PO Box 53448 Oklahoma City, OK 73152
Contact	Julius Conley	**Phone**	405-702-5103	**Phone**	405-522-6762
Phone	405-381-2335	**Fax**	405-659-3573	**Fax**	
Cell		**Other**		**Other**	405-522-0051
email	jconley@cityoftuttle.com	**email**	Rachel.Francks@deq.ok.gov	**email**	Laurie.Ryan@omes.ok.gov

LAB LOG NUMBER	DATE OF SAMPLING	SAMPLE DESCRIPTION/LOCATION	SAMPLE COMPOSITION					
0016-012914-PLM-16	January 29, 2014	Window Caulk	COLOR	Gray		NO ASBESTOS DETECTED	100%	Calcareous Material
		Gas Station - Exterior - West	CONDITION	Good				
			TYPE	Miscellaneous				
			NOTE					
0016-012914-PLM-17	January 29, 2014	Window Caulk	COLOR	Gray		NO ASBESTOS DETECTED	100%	Calcareous Material
		Gas Station - Exterior - East	CONDITION	Good				
			TYPE	Miscellaneous				
			NOTE					
0016-012914-PLM-18	January 29, 2014	Window Caulk	COLOR	Gray		NO ASBESTOS DETECTED	100%	Calcareous Material
		Gas Station - Exterior - North	CONDITION	Good				
			TYPE	Miscellaneous				
			NOTE					
0016-012914-PLM-19	January 29, 2014	Ceiling Texture on Tin Panel	COLOR	Black & White		NO ASBESTOS DETECTED	95%	Paint
		Gas Station - Exterior Awning - North		Significantly Damaged			5%	Calcareous Material
			TYPE	Miscellaneous				
			NOTE					
0016-012914-PLM-20	January 29, 2014	Ceiling Texture on Tin Panel	COLOR	Black		NO ASBESTOS DETECTED	95%	Paint
		Gas Station - Exterior Awning - Northeast	CONDITION	Good			5%	Calcareous Material
			TYPE	Miscellaneous				
			NOTE					

ANALYST NAME (PRINT)	ANALYST SIGNATURE	DATE ANALYZED
Jamie Marshall		February 10, 2014

Polarized Light Microscopy Asbestos Analysis Test Method: 40 CFR Chapter I, Part 763, Subpart F, Appendix A, "Interim Method for determination of Asbestos in Bulk Insulation Samples" using Polarized Light Microscopy (PLM), US EPA 600/M4-82-020 1982.	Lab Accreditation: AIHA PAT ID# 102334

MARSHALL ENVIRONMENTAL MANAGEMENT, INC.

1601 SOUTHWEST 89TH ST., STE. 100-A
OKLAHOMA CITY, OK 73159
PHONE: 405.616.0401 FAX: 405.681.6753
marshenv@swbell.net

BULK ASBESTOS ANALYSIS REPORT

PROJECT LOCATION		INVOICE TO		REPORT TO	
Project Identification	0012-AB-012814 Asbestos Inspection	**Client**	OK Dept. of Environmental Quality Land Protection Division	**Client**	State of OK CAP Dept. - Divison of Capital Assets Mgmt. OMES
Project	City of Tuttle Acquisition	**Attention Title**	Rachel Francks Environmental Programs Specialists	**Attention Title**	Laurie A. Ryan Programs & Services Section Manager
Project Address	410 W. Bond Street Tuttle, OK	**Address**	PO Box 1677 Oklahoma City, OK 73102	**Address**	PO Box 53448 Oklahoma City, OK 73152
Contact	Julius Conley	**Phone**	405-702-5103	**Phone**	405-522-6762
Phone	405-381-2335	**Fax**	405-659-3573	**Fax**	
Cell		**Other**		**Other**	405-522-0051
email	jconley@cityoftuttle.com	**email**	Rachel.Francks@deq.ok.gov	**email**	Laurie.Ryan@omes.ok.gov

LAB LOG NUMBER	DATE OF SAMPLING	SAMPLE DESCRIPTION/LOCATION	SAMPLE COMPOSITION					
0016-012914-PLM-21	January 29, 2014				NO ASBESTOS DETECTED			
		Ceiling Texture on Tin Panel	COLOR	Black			95%	Paint
		Gas Station - Exterior Awning - Northwest	CONDITION	Good			5%	Calcareous Material
			TYPE	Miscellaneous				
			NOTE					
0016-012914-PLM-22	January 29, 2014				20%	ASBESTOS DETECTED		
		Transite Siding	COLOR	Grat	20%	Chrysotile	80%	Cementous Material
		Gas Station - Exterior - East	CONDITION	Good				
			TYPE	Miscellaneous				
			NOTE					
0016-012914-PLM-23	January 29, 2014				20%	ASBESTOS DETECTED		
		Transite Siding	COLOR	White	20%	Chrysotile	80%	Cementous Material
		Gas Station - Exterior - West	CONDITION	Good				
			TYPE	Miscellaneous				
			NOTE					
0016-012914-PLM-24	January 29, 2014				20%	ASBESTOS DETECTED		
		Transite Siding	COLOR	White	20%	Chrysotile	80%	Cementous Material
		Gas Station - Exterior - South	CONDITION	Good				
			TYPE	Miscellaneous				
			NOTE					
0016-012914-PLM-25	January 29, 2014				NO ASBESTOS DETECTED			
		1x1 Ceiling Tile	COLOR	White			100%	Cellulose
		Lumber Yard Shop - Room 1 - North	CONDITION	Good				
			TYPE	Miscellaneous				
			NOTE					

ANALYST NAME (PRINT)	ANALYST SIGNATURE	DATE ANALYZED
Jamie Marshall		February 10, 2014

Polarized Light Microscopy Asbestos Analysis Test Method: 40 CFR Chapter I, Part 763, Subpart F, Appendix A, "Interim Method for determination of Asbestos in Bulk Insulation Samples" using Polarized Light Microscopy (PLM), US EPA 600/M4-82-020 1982.	Lab Accreditation: AIHA PAT ID# 102334

MARSHALL ENVIRONMENTAL MANAGEMENT, INC.

1601 SOUTHWEST 89TH ST., STE. 100-A
OKLAHOMA CITY, OK 73159
PHONE: 405.616.0401 FAX: 405.681.6753
marshenv@swbell.net

BULK ASBESTOS ANALYSIS REPORT

PROJECT LOCATION		INVOICE TO		REPORT TO	
Project Identification	0012-AB-012814 Asbestos Inspection	**Client**	OK Dept. of Environmental Quality Land Protection Division	**Client**	State of OK CAP Dept. - Divison of Capital Assets Mgmt. OMES
Project	City of Tuttle Acquisition	**Attention Title**	Rachel Francks Environmental Programs Specialists	**Attention Title**	Laurie A. Ryan Programs & Services Section Manager
Project Address	410 W. Bond Street Tuttle, OK	**Address**	PO Box 1677 Oklahoma City, OK 73102	**Address**	PO Box 53448 Oklahoma City, OK 73152
Contact	Julius Conley	**Phone**	405-702-5103	**Phone**	405-522-6762
Phone	405-381-2335	**Fax**	405-659-3573	**Fax**	
Cell		**Other**		**Other**	405-522-0051
email	jconley@cityoftuttle.com	**email**	Rachel.Francks@deq.ok.gov	**email**	Laurie.Ryan@omes.ok.gov

LAB LOG NUMBER	DATE OF SAMPLING	SAMPLE DESCRIPTION/LOCATION	SAMPLE COMPOSITION		NO ASBESTOS DETECTED			
0016-012914-PLM-26	January 29, 2014	1x1 Ceiling Tile	COLOR	White			100%	Cellulose
		Lumber Yard Shop - Room 2 - North	CONDITION	Good				
			TYPE	Miscellaneous				
			NOTE					
0016-012914-PLM-27	January 29, 2014	1x1 Ceiling Tile	COLOR	White			100%	Cellulose
		Lumber Yard Shop - Room 3 - North	CONDITION	Good				
			TYPE	Miscellaneous				
			NOTE					
0016-012914-PLM-28	January 29, 2014	Blown in Insulation	COLOR	Black			100%	Fibrous Glass
		Lumber Yard Shop - Above Room 1	CONDITION	Significantly Damaged				
			TYPE	Miscellaneous				
			NOTE					
0016-012914-PLM-29	January 29, 2014	Blown in Insulation	COLOR	Gray			100%	Fibrous Glass
		Lumber Yard Shop - Above Room 2	CONDITION	Good				
			TYPE	Miscellaneous				
			NOTE					
0016-012914-PLM-30	January 29, 2014	Blown in Insulation	COLOR	Gray			100%	Fibrous Glass
		Lumber Yard Shop - Above Room 4	CONDITION	Good				
			TYPE	Miscellaneous				
			NOTE					

Jamie Marshall		February 10, 2014
ANALYST NAME (PRINT)	**ANALYST SIGNATURE**	**DATE ANALYZED**

Polarized Light Microscopy Asbestos Analysis Test Method: 40 CFR Chapter I, Part 763, Subpart F, Appendix A, "Interim Method for determination of Asbestos in Bulk Insulation Samples" using Polarized Light Microscopy (PLM), US EPA 600/M4-82-020 1982.	Lab Accreditation: AIHA PAT ID# 102334

MARSHALL ENVIRONMENTAL MANAGEMENT, INC.
1601 SOUTHWEST 89TH ST., STE. 100-A
OKLAHOMA CITY, OK 73159
PHONE: 405.616.0401 FAX: 405.681.6753
marshenv@swbell.net

BULK ASBESTOS ANALYSIS REPORT

PROJECT LOCATION		INVOICE TO		REPORT TO	
Project Identification	0012-AB-012814 Asbestos Inspection	**Client**	OK Dept. of Environmental Quality Land Protection Division	**Client**	State of OK CAP Dept. - Divison of Capital Assets Mgmt. OMES
Project	City of Tuttle Acquisition	**Attention** **Title**	Rachel Francks Environmental Programs Specialists	**Attention** **Title**	Laurie A. Ryan Programs & Services Section Manager
Project Address	410 W. Bond Street Tuttle, OK	**Address**	PO Box 1677 Oklahoma City, OK 73102	**Address**	PO Box 53448 Oklahoma City, OK 73152
Contact	Julius Conley	**Phone**	405-702-5103	**Phone**	405-522-6762
Phone	405-381-2335	**Fax**	405-659-3573	**Fax**	
Cell		**Other**		**Other**	405-522-0051
email	jconley@cityoftuttle.com	**email**	Rachel.Francks@deq.ok.gov	**email**	Laurie.Ryan@omes.ok.gov

LAB LOG NUMBER	DATE OF SAMPLING	SAMPLE DESCRIPTION/LOCATION	SAMPLE COMPOSITION					
0016-012914-PLM-31	January 29, 2014				NO ASBESTOS DETECTED			
		12x12 Floor Tile	COLOR	Beige			100%	Vinyl Aggregate
		Lumber Yard Shop - Room 1 North	CONDITION	Good				
			TYPE	Miscellaneous				
			NOTE					
0016-012914-PLM-32	January 29, 2014				NO ASBESTOS DETECTED			
		Black Mastic	COLOR	Black			99%	Tar
		Lumber Yard Shop - Room 1 - North	CONDITION	Good			1%	Cellulose
			TYPE	Miscellaneous				
			NOTE					
0016-012914-PLM-33	January 29, 2014				NO ASBESTOS DETECTED			
		12x2 Floor Tile	COLOR	Brown			100%	Vinyl Aggregate
		Lumber Yard Shop - Room 1 - East	CONDITION	Good				
			TYPE	Miscellaneous				
			NOTE					
0016-012914-PLM-34	January 29, 2014				NO ASBESTOS DETECTED			
		Black Mastic	COLOR	Black			99%	Tar
		Lumber Yard Shop - Room 1 - East	CONDITION	Good			1%	Cellulose
			TYPE	Miscellaneous				
			NOTE					
0016-012914-PLM-35	January 29, 2014				NO ASBESTOS DETECTED			
		12x12 Floor Tile	COLOR	Brown			100%	Vinyl Aggregate
		Lumber Yard Shop - Room 1 West	CONDITION	Good				
			TYPE	Miscellaneous				
			NOTE					

ANALYST NAME (PRINT)	ANALYST SIGNATURE	DATE ANALYZED
Jamie Marshall		February 10, 2014

Polarized Light Microscopy Asbestos Analysis Test Method: 40 CFR Chapter I, Part 763, Subpart F, Appendix A, "Interim Method for determination of Asbestos in Bulk Insulation Samples" using Polarized Light Microscopy (PLM), US EPA 600/M4-82-020 1982.	Lab Accreditation: AIHA PAT ID# 102334

MARSHALL ENVIRONMENTAL MANAGEMENT, INC.
1601 SOUTHWEST 89TH ST., STE. 100-A
OKLAHOMA CITY, OK 73159
PHONE: 405.616.0401 FAX: 405.681.6753
marshenv@swbell.net

BULK ASBESTOS ANALYSIS REPORT

PROJECT LOCATION		INVOICE TO		REPORT TO	
Project Identification	0012-AB-012814 Asbestos Inspection	**Client**	OK Dept. of Environmental Quality Land Protection Division	**Client**	State of OK CAP Dept. - Divison of Capital Assets Mgmt. OMES
Project	City of Tuttle Acquisition	**Attention** **Title**	Rachel Francks Environmental Programs Specialists	**Attention** **Title**	Laurie A. Ryan Programs & Services Section Manager
Project Address	410 W. Bond Street Tuttle, OK	**Address**	PO Box 1677 Oklahoma City, OK 73102	**Address**	PO Box 53448 Oklahoma City, OK 73152
Contact	Julius Conley	**Phone**	405-702-5103	**Phone**	405-522-6762
Phone	405-381-2335	**Fax**	405-659-3573	**Fax**	
Cell		**Other**		**Other**	405-522-0051
email	jconley@cityoftuttle.com	**email**	Rachel.Francks@deq.ok.gov	**email**	Laurie.Ryan@omes.ok.gov

LAB LOG NUMBER	DATE OF SAMPLING	SAMPLE DESCRIPTION/LOCATION	SAMPLE COMPOSITION		NO ASBESTOS DETECTED			
0016-012914-PLM-36	January 29, 2014	Black Mastic	COLOR	Black			99%	Tar
		Lumber Yard Shop - Room 1 West	CONDITION	Good			1%	Cellulose
			TYPE	Miscellaneous				
			NOTE					
0016-012914-PLM-37	January 29, 2014	Bed Mud	COLOR	Beige			100%	Calcareous Material
		Lumber Yard Shop - Room 1 - North Wall	CONDITION	Good				
			TYPE	Miscellaneous				
			NOTE					
0016-012914-PLM-38	January 29, 2014	Bed Tape	COLOR	Beige			100%	Cellulose
		Lumber Yard Shop - Room 1 North Wall	CONDITION	Good				
			TYPE	Miscellaneous				
			NOTE					
0016-012914-PLM-39	January 29, 2014	Drywall	COLOR	White			2%	Cellulose
		Lumber Yard Shop - Room 1 - North Wall	CONDITION	Good			98%	Calcareous Material
			TYPE	Miscellaneous				
			NOTE					
0016-012914-PLM-40	January 29, 2014	Bed Mud	COLOR	White			100%	Calcareous Material
		Lumber Yard Shop - Room 4 - North Wall	CONDITION	Good				
			TYPE	Miscellaneous				
			NOTE					

Jamie Marshall		February 10, 2014
ANALYST NAME (PRINT)	**ANALYST SIGNATURE**	**DATE ANALYZED**

Polarized Light Microscopy Asbestos Analysis Test Method: 40 CFR Chapter I, Part 763, Subpart F, Appendix A, "Interim Method for determination of Asbestos in Bulk Insulation Samples" using Polarized Light Microscopy (PLM), US EPA 600/M4-82-020 1982.	Lab Accreditation: AIHA PAT ID# 102334

MARSHALL ENVIRONMENTAL MANAGEMENT, INC.
1601 SOUTHWEST 89TH ST., STE. 100-A
OKLAHOMA CITY, OK 73159
PHONE: 405.616.0401 FAX: 405.681.6753
marshenv@swbell.net

BULK ASBESTOS ANALYSIS REPORT

PROJECT LOCATION		INVOICE TO		REPORT TO	
Project Identification	0012-AB-012814 Asbestos Inspection	**Client**	OK Dept. of Environmental Quality Land Protection Division	**Client**	State of OK CAP Dept. - Divison of Capital Assets Mgmt. OMES
Project	City of Tuttle Acquisition	**Attention** **Title**	Rachel Francks Environmental Programs Specialists	**Attention** **Title**	Laurie A. Ryan Programs & Services Section Manager
Project Address	410 W. Bond Street Tuttle, OK	**Address**	PO Box 1677 Oklahoma City, OK 73102	**Address**	PO Box 53448 Oklahoma City, OK 73152
Contact	Julius Conley	**Phone**	405-702-5103	**Phone**	405-522-6762
Phone	405-381-2335	**Fax**	405-659-3573	**Fax**	
Cell		**Other**		**Other**	405-522-0051
email	jconley@cityoftuttle.com	**email**	Rachel.Francks@deq.ok.gov	**email**	Laurie.Ryan@omes.ok.gov

LAB LOG NUMBER	DATE OF SAMPLING	SAMPLE DESCRIPTION/LOCATION	SAMPLE COMPOSITION		NO ASBESTOS DETECTED	
0016-012914-PLM-41	January 29, 2014	Bed Tape	COLOR	White	100%	Cellulose
		Lumber Yard Shop - Room 4 - North Wall	CONDITION	Good		
			TYPE	Miscellaneous		
			NOTE			
0016-012914-PLM-42	January 29, 2014	Drywall	COLOR	White	2%	Cellulose
		Lumber Yard Shop - Room 4 - North Wall	CONDITION	Good	98%	Calcareous Material
			TYPE	Miscellaneous		
			NOTE			
0016-012914-PLM-43	January 29, 2014	Bed Mud	COLOR	White	100%	Calcareous Material
		Lumber Yard Shop - Outside Bldg. - Room 1 - North Wall	CONDITION	Good		
			TYPE	Miscellaneous		
			NOTE			
0016-012914-PLM-44	January 29, 2014	Bed Tape	COLOR	White	100%	Cellulose
		Lumber Yard Shop - Outside Bldg. - Room 1 - North Wall	CONDITION	Good		
			TYPE	Miscellaneous		
			NOTE			
0016-012914-PLM-45	January 29, 2014	Drywall	COLOR	White	2%	Cellulose
		Lumber Yard Shop - Outside Bldg. - Room 1 - North Wall	CONDITION	Good	98%	Calcareous Material
			TYPE	Miscellaneous		
			NOTE			

ANALYST NAME (PRINT)	ANALYST SIGNATURE	DATE ANALYZED
Jamie Marshall		February 10, 2014

Polarized Light Microscopy Asbestos Analysis Test Method: 40 CFR Chapter I, Part 763, Subpart F, Appendix A, "Interim Method for determination of Asbestos in Bulk Insulation Samples" using Polarized Light Microscopy (PLM), US EPA 600/M4-82-020 1982.	Lab Accreditation: AIHA PAT ID# 102334

MARSHALL ENVIRONMENTAL MANAGEMENT, INC.
1601 SOUTHWEST 89TH ST., STE. 100-A
OKLAHOMA CITY, OK 73159
PHONE: 405.616.0401 FAX: 405.681.6753
marshenv@swbell.net

BULK ASBESTOS ANALYSIS REPORT

PROJECT LOCATION		INVOICE TO		REPORT TO	
Project Identification	0012-AB-012814 Asbestos Inspection	**Client**	OK Dept. of Environmental Quality Land Protection Division	**Client**	State of OK CAP Dept. - Divison of Capital Assets Mgmt. OMES
Project	City of Tuttle Acquisition	**Attention** **Title**	Rachel Francks Environmental Programs Specialists	**Attention** **Title**	Laurie A. Ryan Programs & Services Section Manager
Project Address	410 W. Bond Street Tuttle, OK	**Address**	PO Box 1677 Oklahoma City, OK 73102	**Address**	PO Box 53448 Oklahoma City, OK 73152
Contact	Julius Conley	**Phone**	405-702-5103	**Phone**	405-522-6762
Phone	405-381-2335	**Fax**	405-659-3573	**Fax**	
Cell		**Other**		**Other**	405-522-0051
email	jconley@cityoftuttle.com	**email**	Rachel.Francks@deq.ok.gov	**email**	Laurie.Ryan@omes.ok.gov

LAB LOG NUMBER	DATE OF SAMPLING	SAMPLE DESCRIPTION/LOCATION	SAMPLE COMPOSITION		NO ASBESTOS DETECTED	
0016-012914-PLM-46	January 29, 2014	Top Layer 12x12 Peel & Stick Tile	COLOR	Brown	100%	Vinyl Aggregate
		Lumber Yard Shop - Room 5 - North	CONDITION	Good		
			TYPE	Miscellaneous		
			NOTE			
0016-012914-PLM-47	January 29, 2014	Bottom Layer 12x12 Floor Tile	COLOR	Beige	100%	Vinyl
		Lumber Yard Shop - Room 5 - North	CONDITION	Good		
			TYPE	Miscellaneous		
			NOTE			
0016-012914-PLM-48	January 29, 2014	Black Mastic below Bottom Layer 12x12 Floor Tile	COLOR	Black	98%	Tar
		Lumber Yard Shop - Room 5 - North	CONDITION	Good	2%	Cellulose
			TYPE	Miscellaneous		
			NOTE			
0016-012914-PLM-49	January 29, 2014	Top Layer 12x12 Peel & Stick Tile	COLOR	Brown	100%	Vinyl Aggregate
		Lumber Yard Shop - Room 5 - South	CONDITION	Good		
			TYPE	Miscellaneous		
			NOTE			
0016-012914-PLM-50	January 29, 2014	Bottom Layer 12x12 Floor Tile	COLOR	Beige	100%	Vinyl
		Lumber Yard Shop - Room 5 - South	CONDITION	Good		
			TYPE	Miscellaneous		
			NOTE			

ANALYST NAME (PRINT)	ANALYST SIGNATURE	DATE ANALYZED
Jamie Marshall		February 10, 2014

Polarized Light Microscopy Asbestos Analysis Test Method:
40 CFR Chapter I, Part 763, Subpart F, Appendix A, "Interim Method for determination of Asbestos in Bulk Insulation Samples" using Polarized Light Microscopy (PLM), US EPA 600/M4-82-020 1982.

Lab Accreditation:
AIHA PAT ID# 102334

MARSHALL ENVIRONMENTAL MANAGEMENT, INC.
1601 SOUTHWEST 89TH ST., STE. 100-A
OKLAHOMA CITY, OK 73159
PHONE: 405.616.0401 FAX: 405.681.6753
marshenv@swbell.net

BULK ASBESTOS ANALYSIS REPORT

PROJECT LOCATION		INVOICE TO		REPORT TO	
Project Identification	0012-AB-012814 Asbestos Inspection	**Client**	OK Dept. of Environmental Quality Land Protection Division	**Client**	State of OK CAP Dept. - Divison of Capital Assets Mgmt. OMES
Project	City of Tuttle Acquisition	**Attention** **Title**	Rachel Francks Environmental Programs Specialists	**Attention** **Title**	Laurie A. Ryan Programs & Services Section Manager
Project Address	410 W. Bond Street Tuttle, OK	**Address**	PO Box 1677 Oklahoma City, OK 73102	**Address**	PO Box 53448 Oklahoma City, OK 73152
Contact	Julius Conley	**Phone**	405-702-5103	**Phone**	405-522-6762
Phone	405-381-2335	**Fax**	405-659-3573	**Fax**	
Cell		**Other**		**Other**	405-522-0051
email	jconley@cityoftuttle.com	**email**	Rachel.Francks@deq.ok.gov	**email**	Laurie.Ryan@omes.ok.gov

LAB LOG NUMBER	DATE OF SAMPLING	SAMPLE DESCRIPTION/LOCATION	SAMPLE COMPOSITION					
0016-012914-PLM-51	January 29, 2014	Black Mastic below Bottom Layer 12x12 Floor Tile	COLOR	Black	NO ASBESTOS DETECTED		98%	Tar
		Lumber Yard Shop - Room 5 - South	CONDITION	Good			2%	Cellulose
			TYPE	Miscellaneous				
			NOTE					
0016-012914-PLM-52	January 29, 2014	Top 12x12 Peel & Stick Tile	COLOR	Brown	NO ASBESTOS DETECTED		100%	Vinyl Aggregate
		Lumber Yard Shop - Room 5 - East	CONDITION	Good				
			TYPE	Miscellaneous				
			NOTE					
0016-012914-PLM-53	January 29, 2014	Bottom 12x12 Floor Tile	COLOR	Beige	NO ASBESTOS DETECTED		100%	Vinyl
		Lumber Yard Shop - Room 5 - East	CONDITION	Good				
			TYPE	Miscellaneous				
			NOTE					
0016-012914-PLM-54	January 29, 2014	Black Mastic below Bottom Layer 12x12 Floor Tile	COLOR	Black	NO ASBESTOS DETECTED		98%	Tar
		Lumber Yard Shop - Room 5 - East	CONDITION	Good			2%	Cellulose
			TYPE	Miscellaneous				
			NOTE					
0016-012914-PLM-55	January 29, 2014	Top Layer 12x12 Peel & Stick Tile	COLOR	Green & White	NO ASBESTOS DETECTED		100%	Vinyl Aggregate
		Lumber Yard Shop - Room 6 - West	CONDITION	Good				
			TYPE	Miscellaneous				
			NOTE					

Jamie Marshall		February 10, 2014
ANALYST NAME (PRINT)	**ANALYST SIGNATURE**	**DATE ANALYZED**

Polarized Light Microscopy Asbestos Analysis Test Method: 40 CFR Chapter I, Part 763, Subpart F, Appendix A, "Interim Method for determination of Asbestos in Bulk Insulation Samples" using Polarized Light Microscopy (PLM), US EPA 600/M4-82-020 1982.	Lab Accreditation: AIHA PAT ID# 102334

MARSHALL ENVIRONMENTAL MANAGEMENT, INC.
1601 SOUTHWEST 89TH ST., STE. 100-A
OKLAHOMA CITY, OK 73159
PHONE: 405.616.0401 FAX: 405.681.6753
marshenv@swbell.net

BULK ASBESTOS ANALYSIS REPORT

PROJECT LOCATION		INVOICE TO		REPORT TO	
Project Identification	0012-AB-012814 Asbestos Inspection	**Client**	OK Dept. of Environmental Quality Land Protection Division	**Client**	State of OK CAP Dept. - Divison of Capital Assets Mgmt. OMES
Project	City of Tuttle Acquisition	**Attention** **Title**	Rachel Francks Environmental Programs Specialists	**Attention** **Title**	Laurie A. Ryan Programs & Services Section Manager
Project Address	410 W. Bond Street Tuttle, OK	**Address**	PO Box 1677 Oklahoma City, OK 73102	**Address**	PO Box 53448 Oklahoma City, OK 73152
Contact	Julius Conley	**Phone**	405-702-5103	**Phone**	405-522-6762
Phone	405-381-2335	**Fax**	405-659-3573	**Fax**	
Cell		**Other**		**Other**	405-522-0051
email	jconley@cityoftuttle.com	**email**	Rachel.Francks@deq.ok.gov	**email**	Laurie.Ryan@omes.ok.gov

LAB LOG NUMBER	DATE OF SAMPLING	SAMPLE DESCRIPTION/LOCATION	SAMPLE COMPOSITION		NO ASBESTOS DETECTED	
0016-012914-PLM-56	January 29, 2014	Bottom Layer 12x12 Peel & Stick Tile	COLOR	Beige	100%	Vinyl
		Lumber Yard Shop - Room 6 - West	CONDITION	Good		
			TYPE	Miscellaneous		
			NOTE			
0016-012914-PLM-57	January 29, 2014	Black Mastic below Bottom Layer 12x12 Peel & Stick Tile	COLOR	Black	98%	Tar
		Lumber Yard Shop - Room 6 - West	CONDITION	Good	2%	Cellulose
			TYPE	Miscellaneous		
			NOTE			
0016-012914-PLM-58	January 29, 2014	Top Layer 12x12 Peel & Stick Tile	COLOR	Green & White	100%	Vinyl Aggregate
		Lumber Yard Shop - Room 6 - South	CONDITION	Good		
			TYPE	Miscellaneous		
			NOTE			
0016-012914-PLM-59	January 29, 2014	Bottom Layer 12x12 Peel & Stick Tile	COLOR	Beige	100%	Vinyl
		Lumber Yard Shop - Room 6 - South	CONDITION	Good		
			TYPE	Miscellaneous		
			NOTE			
0016-012914-PLM-60	January 29, 2014	Black Mastic below Bottom Layer 12x12 Peel & Stick Tile	COLOR	Black	98%	Tar
		Lumber Yard Shop - Room 6 - South	CONDITION	Good	2%	Cellulose
			TYPE	Miscellaneous		
			NOTE			

ANALYST NAME (PRINT)	ANALYST SIGNATURE	DATE ANALYZED
Jamie Marshall		February 10, 2014

Polarized Light Microscopy Asbestos Analysis Test Method: 40 CFR Chapter I, Part 763, Subpart F, Appendix A, "Interim Method for determination of Asbestos in Bulk Insulation Samples" using Polarized Light Microscopy (PLM), US EPA 600/M4-82-020 1982.	Lab Accreditation: AIHA PAT ID# 102334

MARSHALL ENVIRONMENTAL MANAGEMENT, INC.
1601 SOUTHWEST 89TH ST., STE. 100-A
OKLAHOMA CITY, OK 73159
PHONE: 405.616.0401 FAX: 405.681.6753
marshenv@swbell.net

BULK ASBESTOS ANALYSIS REPORT

PROJECT LOCATION		INVOICE TO		REPORT TO	
Project Identification	0012-AB-012814 Asbestos Inspection	**Client**	OK Dept. of Environmental Quality Land Protection Division	**Client**	State of OK CAP Dept. - Divison of Capital Assets Mgmt. OMES
Project	City of Tuttle Acquisition	**Attention Title**	Rachel Francks Environmental Programs Specialists	**Attention Title**	Laurie A. Ryan Programs & Services Section Manager
Project Address	410 W. Bond Street Tuttle, OK	**Address**	PO Box 1677 Oklahoma City, OK 73102	**Address**	PO Box 53448 Oklahoma City, OK 73152
Contact	Julius Conley	**Phone**	405-702-5103	**Phone**	405-522-6762
Phone	405-381-2335	**Fax**	405-659-3573	**Fax**	
Cell		**Other**		**Other**	405-522-0051
email	jconley@cityoftuttle.com	**email**	Rachel.Francks@deq.ok.gov	**email**	Laurie.Ryan@omes.ok.gov

LAB LOG NUMBER	DATE OF SAMPLING	SAMPLE DESCRIPTION/LOCATION	SAMPLE COMPOSITION		NO ASBESTOS DETECTED	
0016-012914-PLM-61	January 29, 2014	Top Layer 12x12 Peel & Stick Tile	COLOR	Green & White	100%	Vinyl Aggregate
		Lumber Yard Shop - Room 6 - East	CONDITION	Good		
			TYPE	Miscellaneous		
			NOTE			
0016-012914-PLM-62	January 29, 2014	Bottom Layer 12x12 Peel & Stick Tile	COLOR	Beige	100%	Vinyl
		Lumber Yard Shop - Room 6 - East	CONDITION	Good		
			TYPE	Miscellaneous		
			NOTE			
0016-012914-PLM-63	January 29, 2014	Black Mastic below Bottom Layer 12x12 Peel & Stick Tile	COLOR	Black	98%	Tar
		Lumber Yard Shop - Room 6 - East	CONDITION	Good	2%	Cellulose
			TYPE	Miscellaneous		
			NOTE			

Jamie Marshall		February 10, 2014
ANALYST NAME (PRINT)	**ANALYST SIGNATURE**	**DATE ANALYZED**

Polarized Light Microscopy Asbestos Analysis Test Method: 40 CFR Chapter I, Part 763, Subpart F, Appendix A, "Interim Method for determination of Asbestos in Bulk Insulation Samples" using Polarized Light Microscopy (PLM), US EPA 600/M4-82-020 1982.	Lab Accreditation: AIHA PAT ID# 102334

City of Tuttle Acquisition - Asbestos Inspection
Gas Station

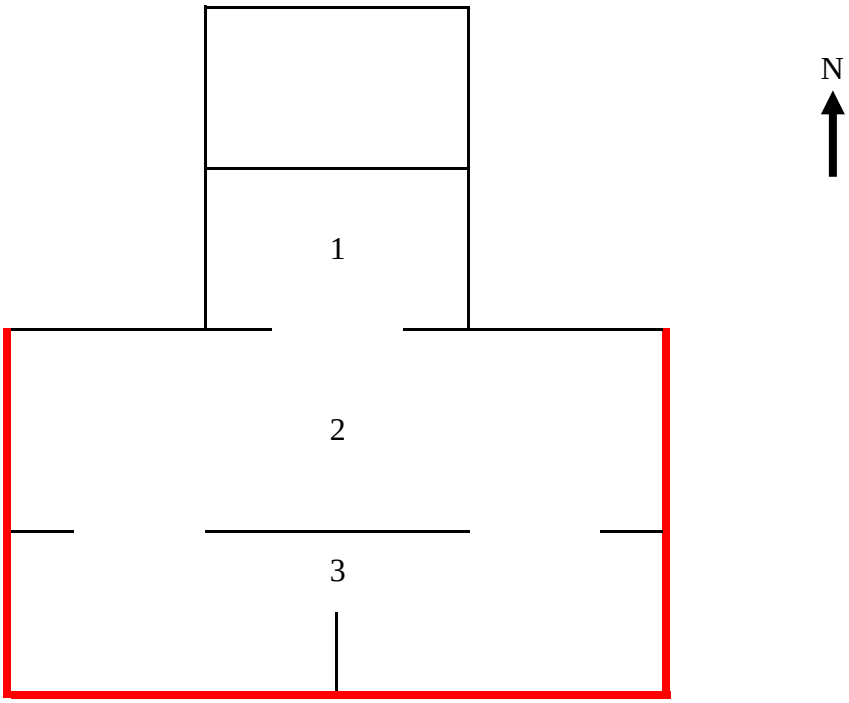

Asbestos Containing Transite Siding
~100-square feet

Gas Station
Asbestos-Containing Cement-
Board Siding (Transite)

Gas Station
Asbestos-Containing Cement-
Board Siding (Transite)

FEE: $500.00

Oklahoma Department of Labor

Jamie Marshall

has filed in the office of the Commissioner of Labor of the State of Oklahoma
an application for a Limited Asbestos Contractor's license for

AHERA MANAGEMENT PLANNER

Now, therefore, The Commissioner of Labor of the State of Oklahoma, by virtue of
the power vested in him by law hereby issues to the
applicant license **No. OK-MP400477.**

Mark Costello

MARK COSTELLO
Commissioner of Labor

June 04, 2012
Date of Issuance

EXPIRES: May 30, 2013

FEE: $0.00

Oklahoma Department of Labor

Jamie Marshall

has filed in the office of the Commissioner of Labor of the State of Oklahoma
an application for a Limited Asbestos Contractor's license for

AHERA PROJECT DESIGNER

Now, therefore, The Commissioner of Labor of the State of Oklahoma, by virtue of
the power vested in him by law hereby issues to the
applicant license **No. OK-PD400478.**

Mark Costello

MARK COSTELLO
Commissioner of Labor

March 09, 2012

Date of Issuance

EXPIRES: March 02, 2013

FEE: $25.00

Oklahoma Department of Labor

Rachel Woods

has filed in the office of the Commissioner of Labor of the State of Oklahoma
an application for a Limited Asbestos Contractor's license for

AHERA INSPECTOR

Now, therefore, The Commissioner of Labor of the State of Oklahoma, by virtue of
the power vested in him by law hereby issues to the
applicant license **No. OK400492.**

Mark Costello

MARK COSTELLO
Commissioner of Labor

June 04, 2012

Date of Issuance

EXPIRES: May 30, 2013

Marshall Environmental Management, Incorporated

Established in 1987
Certified Industrial Hygiene
Environmental Science
Occupational Health & Safety
Asbestos Management
Toxic & Hazardous Waste
Medical Hazards Management
Research & Consultation

February 26, 2014

Rachel Francks, Environmental Programs Specialist
Oklahoma Department of Environmental Quality, Land Protection Division
P.O. Box 1677 – Oklahoma City, Oklahoma 73102

RE: CITY OF TUTTLE ACQUISITION – GAS STATION ASBESTOS REMOVAL SCOPE-OF-WORK

Dear Mrs. Francks:

This cover letter is intended to serve as the Scope-of-Work (SOW) for the removal of the Asbestos Containing Materials (ACM) located on the exterior of the Gas Station at 408 West Main Street in Tuttle, Oklahoma. While this document and the corresponding attachments will serve as the SOW, it will be the responsibility of the asbestos abatement contractor to verify the quantities of the ACM and to notify the owner's representative of any discrepancies. Furthermore, any inaccessible materials (i.e. above the ceiling, in utility chases, etcetera) should be taken into consideration and regarded as asbestos containing until laboratory analysis proves otherwise. All prospective contractors must coordinate any site visits with the owner's representative. The estimated quantities of materials that contain asbestos are as follows and their associated locations are illustrated on the attached floor plan.

- **CEMENT-BOARD SIDING (TRANSITE) ~100-SQUARE FEET**

All non-friable, non-reregulated ACM, such as the transite located on the exterior of the Gas Station, will be removed in accordance with Occupational Safety and Health Administration (OSHA) compliant methods as Class II Work. Any non-friable ACM that is rendered friable will be removed as regulated ACM at the contractor's expense.

Additionally, removal of non-regulated ACM will be completed by personnel that have undergone the appropriate asbestos training[1] in addition to being under the supervision of a competent person. Documentation of asbestos training, for workers that are not licensed by the Oklahoma Department of Labor (ODOL), will be provided to the owner's representative prior to the commencement of the removal of non-regulated ACM. All asbestos removal, regulated and non-regulated, will be inspected and verified by Marshall Environmental Management, Incorporated (MEM). Additionally, all asbestos project oversight, third-party air monitoring, and negative-exposure assessments for non-regulated ACM removal will be provided by MEM.

[1] *Code of Federal Regulations (CFR) Part 29 1926.1101*

1601 Southwest 89th Street, Suite A-100 – Oklahoma City, Oklahoma 73159 ● Phone: (405) 616-0401 Fax: (405) 681-6753 ● marshenv@swbell.net

Asbestos contractors must carry a minimum of $1,000,000 general liability insurance as well as the statutory amount of worker's compensation insurance. The licensed waste hauler must carry a minimum of $1,000,000 of environmental impairment insurance. Verification of these insurances must be delivered to the owner's representative by the contractor prior to the commencement of any mobilization of asbestos removal. Once you have had a chance to review, please do not hesitate to call or email with any questions or concerns.

Sincerely,

Marshall Environmental Management, Incorporated
Jamie Marshall, M.S.

ODOL Asbestos Project Designer License Number: 400478
ODOL Asbestos Management Planer License Number: 400477

SCOTT A. THOMPSON
Executive Director

OKLAHOMA DEPARTMENT OF ENVIRONMENTAL QUALITY

MARY FALLIN
Governor

May 1, 2014

Julius Conely
City of Tuttle
P.O. Box 10
Tuttle, OK 73089

Re: City of Tuttle Acquisition– Asbestos and Lead-based Paint Reports

Dear Mr. Young:

The Oklahoma Department of Environmental Quality (DEQ) has completed the Targeted Brownfields Assessment (TBA) for the former Tuttle Lumber Yard. This document was prepared to help identify asbestos and lead based paint associated with the property. A design for the abatement and management of these hazards is also attached. If you need further help determining how to implement the designs provided, please let us know. These documents may also be helpful to the city for application for EPA Brownfields Clean-up grants. Copies of the following documents are enclosed for your records:

- Lead-based Paint Inspection
- Asbestos Inspection
- Asbestos Removal Scope of Work

If you have any questions or concerns feel free to contact me at rachel.francks@deq.ok.gov or (405) 702-5103.

Sincerely,

Rachel Francks
Environmental Programs Specialist
Brownfields Program
Land Protection Division

LAND PROTECTION DIVISION
CONTROL SHEET

Program Code 29211 6813

Subject: TUTTLE ACQUISITION

Type of Letter: COVER LETTER

Date Draft Submitted: 4/29/14

Send Copies to: _____

		Initials	Date
1.	Typist RACHEL FRANCKS	[illegible]	4/29
2.	Preparer (Add or mark through names listed below as appropriate for review of this letter)		

Letters to be submitted in draft (not on letterhead) form to the following:

3.	Preparer's Supervisor		
4.	Compliance HEATHER MALLORY	HM	4-30-14
5.	Attorney/Legal		
6.	Clerical Brendon Mathis		
7.	Signatory		
8.			

Final letter (prepared on letterhead & ready for mailing) to be submitted to the following:

1.	Preparer (I have re-read this letter for content & quality)		
2.	Data Entry (if applicable)		
3.	Clerical	[illegible]	5/2/14
4.	Preparer's Supervisor		
5.	Signature		

Letter will be returned to clerical person for copying and mailing.

Date letter mailed/Initial: 5/2/14

Certified Mail # _____

(This control sheet is to be attached to file copy of **final letter** and placed in facility file.)

Revised 4/29/03

ASSESSMENT WORK PLAN
Site Specific Addendum to Brownfield QAPP
Q-TRAK #13-019

For the

TARGETED BROWNFIELD ASSESSMENT

Of the

Tuttle Lumber Company
Tuttle, Grady County, Oklahoma

State of Oklahoma
Department of Environmental Quality
Brownfields Unit
Land Protection Division

December 19, 2013

Prepared for:

The City of Tuttle
P.O. Box 10
Tuttle, Oklahoma 73089

Prepared by:

Oklahoma Department of Environmental Quality
Land Protection Division
707 N. Robinson
P.O. Box 1677
Oklahoma City, Oklahoma 73101-1677

Environmental Professionals in charge of project:

Rachel Francks
Environmental Programs Specialist

Heather Mallory
QA Coordinator

Jamie Marshall
Marshall Environmental

Lloyd Kirk
Brownfields Program Manager

Amber Perry
EPA

Item		Page	Revision
	GROUP A--PROJECT MANAGEMENT		
A1.	Title Page	1	0
	Approval Sheet	2	0
A2.	Table of Contents	3	0
A3.	Distribution List	2	0
A4.	Project/Task Organization	4	0
A5.	Problem Definition/Background	4	0
A6.	Project/Task Description	5	0
A7.	Data Quality Objectives for Measurement Data	6	0
A8.	Special Training Requirements/Certification	6	0
	GROUP B--MEASUREMENT/DATA ACQUISITION		
B1.	Sampling Process Design	6	0
B2.	Sampling Methods Requirements	6	0

Appendices

A. Site Map
B. Cost Estimates from Marshall Environmental Consulting

A4. Project/Task Organization

The planning, background data collection, sample collection and delivery, data interpretation, and preparation of the final reports will be conducted by an Oklahoma Department of Labor (ODOL) and Department of Environmental Quality (DEQ) licensed contractor hired by the DEQ Land Protection Division, Remediation Unit.

The Remediation Unit will utilize the Oklahoma State Environmental Laboratory (SEL) and/or appropriate private laboratories for samples collected during Brownfields investigations. The SEL has certain limitations and it may be necessary to utilize private laboratories for analysis of certain substances such as asbestos. The Brownfield program and its consultants will only utilize DEQ, AIHA, NELAC, NLLAP or NVLAP certified laboratories for these analyses.

Figure 1 depicts the organizational chart that delineates the relationships between the organizations involved in the project and identifies project personnel.

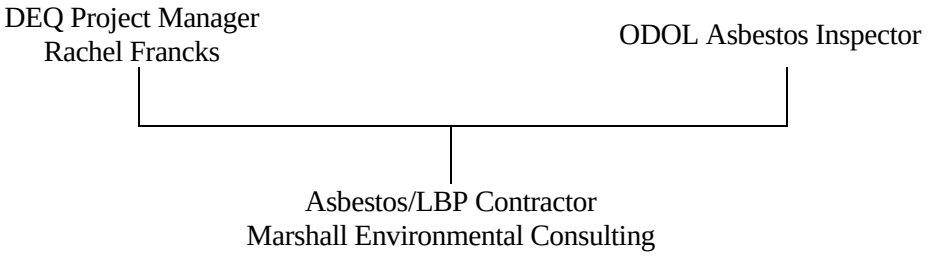

Figure 1. Organizational chart for the asbestos investigations.

A5. Problem Definition/Background

The City of Tuttle, has asked DEQ for assistance in asbestos and lead investigation of property owned by the Tuttle Lumber Company, which the city plans to purchase and renovate. The property is located at 406 and 408 West Main Street and 407 and 410 West Bond Street in Tuttle, Grady County, Oklahoma and contains three buildings; a retail space of about 6,500 sq. ft., a former gas station of about 960 sq. ft., and an old shed of about 4,500 sq. ft. All other structures on site are pole barns and don't warrant investigation. Documents and historical research conducted during a phase I on the property indicated that the three structures on site that are under investigation were built before 1970 and have the potential to contain lead based paint or asbestos. A contractor will be hired to identify, sample, and map sources of asbestos and lead-based paint (LBP) and settled lead dust (SLD) within the buildings on the property. For the City of Tuttle to be able to safely occupy and remodel the buildings, sources of Friable asbestos and non-Friable asbestos and lead must be identified, and a plan for management or abatement be produced. DEQ will task an Oklahoma Department of Labor (ODOL) licensed asbestos contractor and DEQ licensed lead-based paint inspector to perform the investigation and prepare a project design or management plan, which will include any sampling required to support the project design and ensure the acceptance of the asbestos abatement design by ODOL.

Asbestos is a heavily regulated material. The regulating agency in Oklahoma is the ODOL. All work will be conducted under ODOL oversight and will follow all applicable ODOL regulations. LBP management and inspection fall under the Oklahoma Lead-Based Paint Management Act which is overseen by DEQ.

Samples collected by the contractor will be used to develop a management plan or project design for ODOL approval for abatement of friable asbestos and Category II non-Friable asbestos, and management or abatement plan for LBP and SLD.

A6. Project/Task Description

The investigation will use knowledge of the site, specifically that potential asbestos containing material (PACM) was noted during the phase I investigation, to investigate and sample for other PACM and the knowledge that due to the age of the site, LBP may have been used. The use of the site as a lumber yard is the oldest recorded use of the site and no other environmental investigations have been performed on the site. The site will function as a storage facility for the City of Tuttle. The investigation is to ensure that renovation of structures on the site and continued current use of the site is safe.

Age of the building has guided the presumption that lead- based paint and settled lead dust may be present. The DEQ contractor will inspect for LBP and SLD.

Planning

Knowledge of the age of the building and training required by ODOL and DEQ will guide the inspector to select sample locations based on material, homogeneity, location, and his/her professional training and knowledge. ODOL will determine when the facility has been adequately investigated for asbestos.

Sampling

Sampling will follow ODOL regulations for sampling found in Oklahoma Administrative Code (OAC) 380:50-11-3. The contractor will meet licensing requirements found in ODOL regulations OAC 380:50-5 and 380:50-6.

The DEQ hired contractor will inspect for LBP and SLD following the United States Department of Housing and Urban Development (HUD) guidelines, “Guidelines for the Evaluation of Lead-Based Paint Hazards in Housing” and Environmental Protection Agency (EPA), “Requirements for Lead-based Paint Activities in Target Housing and Child Occupied Facilities,” 40 Code of Federal Regulations (CFR) Part 745. The contractor will use a combination of X-Ray Fluorescence (XRF), direct reading, data logging instrument, and wipe samples. The contractor will follow OAC 252:110.

Wipe samples for SLD are collected from randomly selected floor surfaces throughout the building by placing a template of a known dimension firmly against the selected surface; next the area within the template is wiped in a particular pattern utilizing a specified wipe; each wipe is then placed in an approved container for transportation purposes. The locations of the wipe samples are to be determined by the contractor based on the presence and condition of LBP in the building.

Sample Analysis

DEQ does not have a laboratory that is capable of analyzing asbestos and will rely on private laboratories for these analytes. The DEQ hired contractor may choose to make use of a private lab for the analysis of lead wipe samples, the labs will be NLLAP certified. The Brownfields program and its hired contractors will only utilize certified laboratories licensed by ODOL following OAC 380:50 or DEQ, AIHA, NELAC, or NVLAP certified laboratories.

Interpretation of the Data

The analytical data received from the laboratory will be reviewed by the contractor. Per ODOL definitions found in OAC 380:50 homogenous areas containing >1% will be considered to be asbestos containing materials (ACM) and will be mapped.

Paint containing greater than or equal to 1 mg/cm^2 will be characterized as LBP and will be mapped. Areas of the building with SLD exceeding HUD standards for child occupied facilities of 40$\mu g/ft^2$ will be mapped.

Preparation of the Final Report

A Final Report and a project design for abatement or management of asbestos will be prepared by a contractor licensed by ODOL following OAC 380:50-6 and abatement designs will meet requirements found in OAC 380:50-17.

A Final Report and project design for abatement or management of LBP and SLD will be prepared by a contractor licensed by DEQ following OAC 252:110 and meeting all applicable federal regulations.

A7. Data Quality Objectives for Measurement Data

The primary objectives of the quality assurance process is to assure that the data collected and analyzed is representative of the site, is legally defensible, and can be used to support the needed decision. ODOL and DEQ have stringent requirements relating to the development of abatement plans for asbestos and LBP and SLD respectively. The DEQ contractor will meet all applicable state and federal requirements.

A8. Special Training Requirements/Certification

The contractor will meet all ODOL requirements in OAC 380:50 and all DEQ requirements in OAC 252:11.

B1. Sampling Process Design

See A6. Project/Task Description *Sampling*. Sampling will be reliant on the knowledge and training of the licensed contractor to make knowledgeable decisions about sampling locations based on the appearance and location of material in the building. DEQ will not preselect sampling locations since this is a highly regulated process and relies on the professional knowledge of the contractor to determine homogeneity, types of material, continuity, etc.

B2. Sampling Method Requirements

See A6. Project/Task Description *Sampling* and *Interpretation of the Data*

A. Site Map

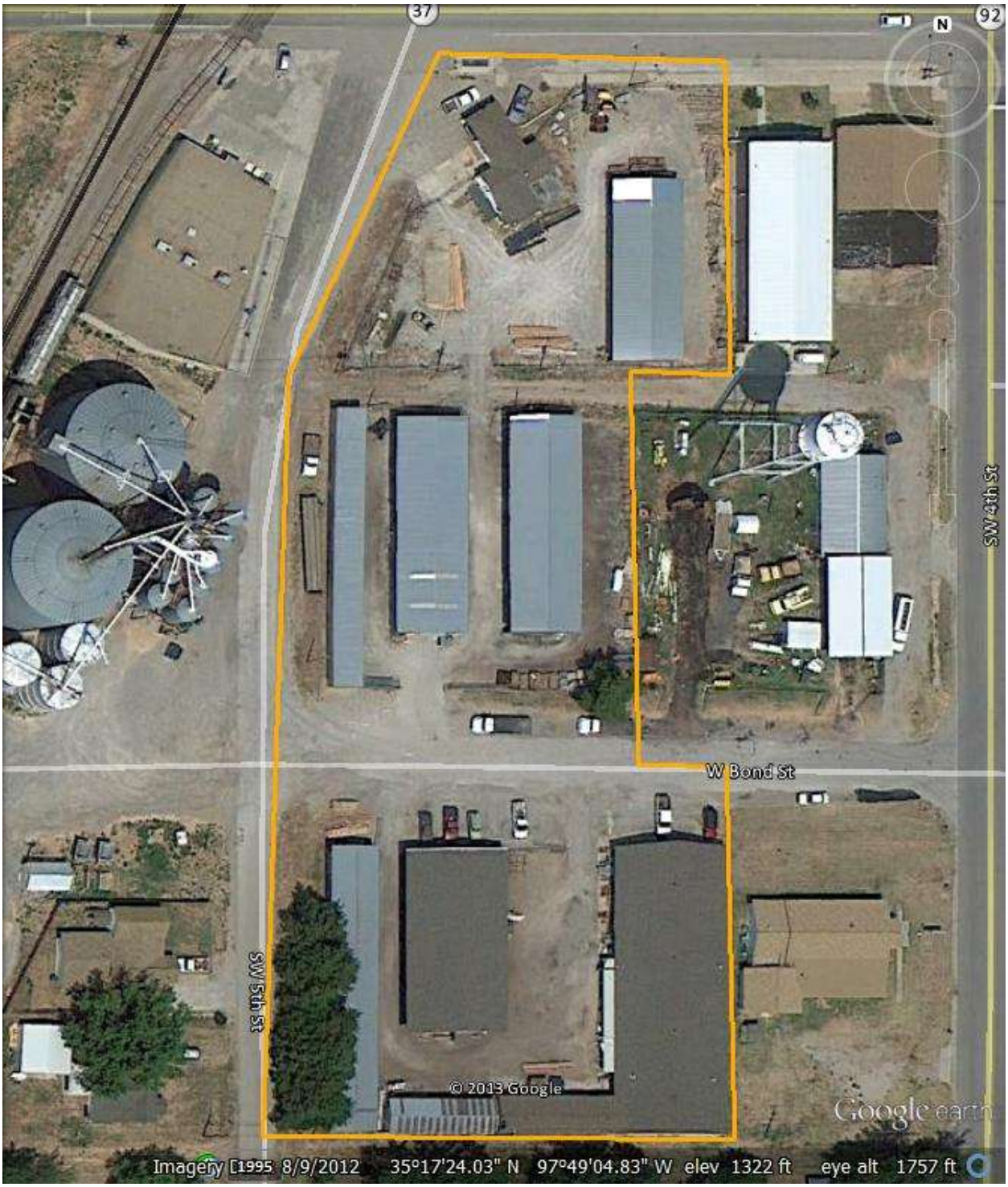

Figure 1 406 and 408 West Main Street and 407 and 410 West Bond Street in Tuttle, Grady County, Oklahoma – Tuttle Lumber Company

B. Cost Estimates provided by Marshall Environmental Consulting

Proposal for Professional Services

Marshall Environmental Management, Inc.
1601 Sothwest 89th Street, Suite A-100
Oklahoma City, OK 73159
Phone: (405) 616-0401 Fax: (405) 681-6753
marshenv@swbell.net

Invoice To:	Project:	Project Location:
State of Oklahoma OMES Division of Capital Assets Mgmt. Construction & Properties Division P.O. Box 53448 Oklahoma City, OK 73152-3448	Asbestos & Lead-Based Paint Inspection And Project Designs	City of Tuttle Civic Projects Tuttle, OK

Date of Proposal
10/9/2013

Service	Description	Total
	Retail Space ~6,500 sq ft	
Inspection AB (Commercial)	Asbestos Inspection performed by a Licensed, ODOL, AHERA Inspector	3,000.00
Inspection LBP (Commercial)	Lead-Based Paint Inspection Performed by a Certified Oklahoma Department of Environmental Quality, Lead-Based Paint Inspector/Risk Assessor	1,800.00
Report -AB Project Design	Asbestos Project Design written by a Licensed, ODOL, AHERA Project Designer	1,200.00
Report - LBP Project Design	Lead-Based Paint Project Design written by a Licensed, ODEQ, Risk Assessor	1,200.00
	Gas Station ~960 ft sq	
Inspection AB (Commercial)	Asbestos Inspection performed by a Licensed, ODOL, AHERA Inspector	1,500.00
Inspection LBP (Commercial)	Lead-Based Paint Inspection Performed by a Certified Oklahoma Department of Environmental Quality, Lead-Based Paint Inspector/Risk Assessor	950.00
Report -AB Project Design	Asbestos Project Design written by a Licensed, ODOL, AHERA Project Designer	1,200.00
Report - LBP Project Design	Lead-Based Paint Project Design written by a Licensed, ODEQ, Risk Assessor	1,200.00
	Old Shed ~4,500 sq ft	
Inspection LBP (Commercial)	Lead-Based Paint Inspection Performed by a Certified Oklahoma Department of Environmental Quality, Lead-Based Paint Inspector/Risk Assessor	1,250.00
Report - LBP Project Design	Lead-Based Paint Project Design written by a Licensed, ODEQ, Risk Assessor	1,200.00

Thank you for allowing Marshall Environmental Management, Inc. to be of service.	**Total**	$14,500.00

State of Oklahoma
Department of Central Services
Construction and Properties

RECEIVED
OCT 02 2013
Department of Central Services
Construction & Properties

REQUEST FOR IDIQ CONSULTANT

Date: 09/09/13

Agency: _____Department of Environmental Quality_____

Location Of Work: Tuttle, OK

Type Of Consultant Requested: _____Environmental Asbestos Consultant_____

Description Of Work: Inspect for Asbestos and LBP, Create Project Designs for city of Tuttle civic projects.

Requesting Individual: _____Rachel Francks - Environmental Programs Specialist_____

Phone Number: ___(405)-702-5103_____

Fax Number: ____(405)-702-5101___

Contact Person: _____Rachel Francks_____

Phone Number: ___(405)-702-5103_____

Fax Number: ___(405)-702-5101_____

Site Contact (If different than above): _____

Phone Number: _____

Fax Number: _____

For Internal Use Only

Consultant Assigned:	MARSHALL ENVIRONMENTAL	Contract No.:	1D14070
Phone Number:	405-616-0401	email: ~~Fax Number:~~	MARSHENV@swbell.net
Date Consultant Contacted:	10-3-13	Date Fee Proposal Received:	
Date Proposal Accepted:		Date Requisition Received:	
Date Confirmed Notice Sent:		DCS Project Number:	

Proposal for Professional Services

Marshall Environmental Management, Inc.
1601 Sothwest 89th Street, Suite A-100
Oklahoma City, OK 73159
Phone: (405) 616-0401 Fax: (405) 681-6753
marshenv@swbell.net

Invoice To:	Project:	Project Location:
State of Oklahoma OMES Division of Capital Assets Mgmt. Construction & Properties Division P.O. Box 53448 Oklahoma City, OK 73152-3448	Asbestos & Lead-Based Paint Inspection And Project Designs	City of Tuttle Civic Projects Tuttle, OK

Date of Proposal
10/9/2013

Service	Description	Total
	Retail Space ~6,500 sq ft	
Inspection AB (Commercial)	Asbestos Inspection performed by a Licensed, ODOL, AHERA Inspector	3,000.00
Inspection LBP (Commercial)	Lead-Based Paint Inspection Performed by a Certified Oklahoma Department of Environmental Quality, Lead-Based Paint Inspector/Risk Assessor	1,800.00
Report -AB Project Design	Asbestos Project Design written by a Licensed, ODOL, AHERA Project Designer	1,200.00
Report - LBP Project Design	Lead-Based Paint Project Design written by a Licensed, ODEQ, Risk Assessor	1,200.00
	Gas Station ~960 ft sq	
Inspection AB (Commercial)	Asbestos Inspection performed by a Licensed, ODOL, AHERA Inspector	1,500.00
Inspection LBP (Commercial)	Lead-Based Paint Inspection Performed by a Certified Oklahoma Department of Environmental Quality, Lead-Based Paint Inspector/Risk Assessor	950.00
Report -AB Project Design	Asbestos Project Design written by a Licensed, ODOL, AHERA Project Designer	1,200.00
Report - LBP Project Design	Lead-Based Paint Project Design written by a Licensed, ODEQ, Risk Assessor	1,200.00
	Old Shed ~4,500 sq ft	
Inspection LBP (Commercial)	Lead-Based Paint Inspection Performed by a Certified Oklahoma Department of Environmental Quality, Lead-Based Paint Inspector/Risk Assessor	1,250.00
Report - LBP Project Design	Lead-Based Paint Project Design written by a Licensed, ODEQ, Risk Assessor	1,200.00

Thank you for allowing Marshall Environmental Management, Inc. to be of service.	**Total**	$14,500.00

REQUEST FOR PURCHASE ORDER

DATE: **10/10/13**

TO: Mary Johnson/Linda Yarber

THROUGH: Scott Thompson

THROUGH: Lloyd Kirk

FROM: Rachel Francks

PROJECT NAME: Tuttle Acquisition, Asbestos and LBP Investigation and Project Design

JUSTIFICATION: Request to pay contractor (Marshall Environmental) to investigate asbestos and lead and develop a project design for the abatement and/or management plan of the Tuttle Lumber Yard, to be purchased by the City of Tuttle, OK.

IDIQ Contract

- ❑ **Regular**
- ❑ **Interagency**
- ❑ **State-wide Contract SW#_____**

VENDOR: Marshall Environmental Management, Inc.
1601 Southwest 89th Street, Suite A-100
Oklahoma City, Oklahoma 73159

VENDOR CONTACT: **Jamie Marshall**

VENDOR PHONE: 405-616-0401 office

VENDOR FAX: 405-681-6753 fax

VENDOR FEI TAX NUMBER:

ITEM TO BE PURCHASED:

Catalog #	Description	@Price	Total

TOTAL AMOUNT: 15,000.00

GRANT NAME AND NUMBER: RP 96681001 Section 128(a) State/Tribal

FUNDING CODE: 292116813

If Registration – please attach copy of brochure showing date and location.

Photographs of Site Visit 8/12/2013

Entrance to store

West side of store facing north

West side of store facing east

South end of lot facing south

Photographs of Site Visit 8/12/2013

South end of lot facing west

Lumber barn, south side facing north

Lumber barn, south side facing north west

Lumber barn, south side facing north east

Photographs of Site Visit 8/12/2013

Cut shingles, road cover on south lot

Cut shingles, road cover on south lot

West lumber barns facing north

West lumber barns facing north

Photographs of Site Visit 8/12/2013

Lumber barn facing east

Lumber barn and west lumber barn facing south

Lumber barns on north lot

North lot east lumber barn, city storage property

Photographs of Site Visit 8/12/2013

Boyd st. facing east

Grain elevator to west of site, facing west

Tuttle grain Co. west of property facing west.

North lot east lumber barn, facing east

Photographs of Site Visit 8/12/2013

North lot, west lumber barn facing west

North lot, west and central lumber barn facing north

North lot central lumber barn facing north

North lot, central and east lumber barns, facing north east

Photographs of Site Visit 8/12/2013

South of former filling station lot facing north

Alley between former filling station and north lot barns

North lot east and central barns facing south

North lot, east and central barns facing north

Photographs of Site Visit 8/12/2013

Fence posts north of Boyd facing south

City property to the east of site facing east

North lot, east barn facing north

City property, facing north east

Photographs of Site Visit 8/12/2013

City property, facing north east

Former filling station facing north

Tuttle Grain Co. facing west

Filling station lot, north barn facing north east

Photographs of Site Visit 8/12/2013

Filling station lot, concrete pad, facing south

5th and Main facing South

5th and Main facing south east

Lot behind the former filling station facing southeast

Photographs of Site Visit 8/12/2013

West side of former filling station facing east

West side of former filling station facing east

West side of former filling station facing north east

Lot behind former filling station facing south

Photographs of Site Visit 8/12/2013

Outside wall west side of former filling station poss. LBP

Outside wall west side of former filling station poss. LBP

Door west side of former filling station poss. LBP

Outside wall west side of former filling station poss. LBP

Photographs of Site Visit 8/12/2013

Outside wall south side of former filling station poss. LBP

Outside wall east side of former filling station poss. LBP

South side of former filling station facing east

South side of former filling station facing south east

Photographs of Site Visit 8/12/2013

Former filling station lot, North lumber barn

Former filling station lot, North lumber barn

East of former filling station facing east

West of former filling station, possible UST fill pipe

Photographs of Site Visit 8/12/2013

North side of former filling station, possible lbp

North side of former filling station, possible lbp

Pipe near fuel island, north side of former filling station

North side of the former filling station lot

Photographs of Site Visit 8/12/2013

East side of former filling station

North east corner of former filling station

Filling station lot, east side of north barn, facing south

Ditch along 5th St. and former filling station lot, facing south

Photographs of Site Visit 8/12/2013

SW room of former filling station

SW Door of former filling station, poss LBP

SW Door of former filling station, possible LBP

Ceiling damage, SE room, fiberglass insulation

Photographs of Site Visit 8/12/2013

Window in SE Room

Window SE room



Ceiling in NE Room

Ceiling in NE Room

Photographs of Site Visit 8/12/2013

SW Door looking in

Unpainted concrete floor throughout building

SW door looking in

NW room, heating unit

Photographs of Site Visit 8/12/2013

Water pipes

Pressed tin ceiling in northern room

Pressed tin ceiling in northern room

North side of former filling station

Photographs of Site Visit 8/12/2013

Tuttle Grain & Supply to the west, facing south west

Phillips 66 to the east of site facing north east

Alley between Phillips 66 and walker oil, facing east

Walker Oil/Service station east of property facing south east

Photographs of Site Visit 8/12/2013

Property to the east of site, Walker Oil facing SE

Property to the east of site, Walker Oil facing SE

Bond st. facing west, store front and lumber barn

Residential properties to the south of site, 5th and Maple facing north

Photographs of Site Visit 8/12/2013

East side of former filling station

East side of former filling station

East side of former filling station

East side of former filling station

Photographs of Site Visit 8/12/2013

East of former filling station, trash barrel

Former filling station lot, north barn

Former filling station lot, south side of north barn facing west

Wall texture in former filling station

Photographs of Site Visit 8/12/2013

Wall texture and pressed tin ceiling north room

Wall texture, water pipe, north west room

South east room

Tile and former bathrooms, South east room

Photographs of Site Visit 8/12/2013

North east room

North East room

North east room

North room, pallets on floor, over concrete

Photographs of Site Visit 8/12/2013

North room pallets on floor over concrete

North west room

North west room

South east room, ceiling damage, fiber glass insulation

Photographs of Site Visit 8/12/2013

South West room

West side of former filling station, poss UST fill cap

Piping on west side of former filling station

Piping on west side of former filling station

Photographs of Site Visit 8/12/2013

Possible LBP, exterior of former filling station

Pressed ceilings unknown material

Former fuel Island

Tuttle Grain and Supply & 5th St. facing south

Scope of Work

STATEMENT OF WORK
For
Remediation of Lead-Based Paint and Asbestos Contamination at the former gas station located in Tuttle, Oklahoma

The Oklahoma Department of Environmental Quality (DEQ) is requesting a proposal for remediation services at the former gas station located at 408 West Main in Tuttle, Oklahoma. This statement of work (SOW) describes the cleanup of lead-based paint (LBP) and removal of asbestos containing material (ACM). This work must be performed to provide for safe re-use of the facility. A mandatory site walk through will be held to give a better understanding of the site. A floor plan map of the Tuttle Gas Station is attached for review (**Attachment 1**).

The building is located at 408 West Main in Tuttle, Oklahoma. The building **does NOT** have available water and electricity to use during remediation.

SPECIAL PROVISIONS:

1. Work Schedule: The Contractor shall schedule all work to be complete within 180 days after date of the written "Notice to Proceed".
    a. A pre-construction meeting shall be held at the site after the "Notice to Proceed" date to review SOW and answer any questions the contractor may have.

    b. All on-site work shall be completed by the Contractor five (5) days prior to the scheduled contract completion date, with the remaining five (5) days utilized for final inspection and correction of all deficiencies.

2. Conditions of Work: The following conditions of work will apply in accomplishment of this contract:
    a. All work shall be performed in accordance with all applicable State and Federal regulations.

    b. The contractor shall perform this work in such a manner as to cause a minimum of interruption to normal work being performed in the contract area.

    c. Coordination of work areas shall be scheduled with DEQ.

    d. Disposal of Removed Materials: All materials removed by the Contractor under this contract shall be disposed of in accordance with State and Federal regulations.

CONTRACTOR SHALL:

- Attend mandatory pre-construction meeting and site walk through;

- Possess a current lead-based paint firm license and have a certified lead-based paint supervisor in order to perform lead-based paint abatement;

- Possess a current Oklahoma Department of Labor (ODOL) Asbestos Abatement Contractor License in order to perform asbestos abatement;

- Follow all appropriate OSHA requirements;

- Follow OSHA Lead in Construction Interim Final Standard (29 CFR 1926.62) for lead-based paint abatement, indoor firing range remediation, and lead dust remediation;

Submit With Proposal:

- Copy of lead-based paint firm license;
- Copy of lead-based paint supervisor license;
- Copy of ODOL Asbestos Abatement Contractor License;
- A Work Plan with planned activities and schedule.

ASBESTOS ABATEMENT INSTRUCTIONS

The Tuttle Gas Station contains non-friable ACM cement board (i.e. Transite siding) on the exterior of the Gas Station. The asbestos-containing cement board is categorized as a Category II Non-Friable ACM; consequently, the abatement of this ACM is not regulated by DOL. The Quantitative Facility Asbestos Survey with maps denoting the location of non-friable asbestos is shown in the Asbestos Inspection Report (**Attachment 1**).

<u>Non-Friable Asbestos Abatement</u>

- 100 square feet (SF) of Transite Siding shall be properly removed and replaced. Transite siding shall be replaced with like material (white fiber cement panel siding). Installation of new panels shall meet or exceed the quality of the existing panels. All joints must be flush and sealed with exterior caulk.

LEAD-BASED PAINT ABATEMENT INSTRUCTIONS

The Lead-Based Inspection Report with floor plan maps detailing the locations of the lead-based paint is attached for review (**Attachment 2**)

<u>Non-Friction and Non-Impact Surfaces</u>

All items listed below shall be wet scraped, painted with a neutral colored primer, and encapsulated with DEQ approved elastomeric encapsulant. A list of DEQ approved elastomeric encapsulants is attached (**Attachment 4**). Encapsulant shall be a minimum of 20 mils thick.

- 1 Wood frame of Window in Room 1, North East (Frame only)
- 1 Wood frame of Window in Room 1, North West (Frame only)
- Ceiling of Room 1 (metal soffit approximately 240' sqft)
- Ceiling of Covered Drive (metal soffit approximately 240' sqft)
- Building Exterior walls, approximately 1,278 sqft
- Building soffit and fascia contractor to field verify square footage

  Building Exterior

  - The area surrounding the building shall be cleaned of all visible paint chip debris. Once cleaned, DEQ will sample for any remaining lead remaining within the soil to determine if further action is required.

All items listed below are to be removed, wrapped in 6 mil poly sheeting, and disposed of properly;

- Front Door in Room 1
- Side Door Room 3

- 1 Window Frame in Room 1 (Eastside)

- 1 Window Frame in Room 1 (Westside)

.

** Contractor to Field Verify exact locations and dimensions**

<u>Friction and Impact Surfaces</u>

A. Doors and Frames

- A Door-Scope of Work with map, door measurements, and specific details on abatement requirements for each door is attached (**Attachment 5**);
- Doors will be replaced with UL listed 90 minute standard metal doors;
- Doors will be replaced with Steelcraft L18 and L16 – Series Honeycomb Doors (Specifications Attached) or equivalent;
- Contractor must submit product data for approval if different from DEQ approved doors or door frames;
- Door frames will be replaced with Steelcraft F16 and F14 – Series Flush Frames (See Attachment 6) or equivalent;
- Replacement doors and frames must meet all compliance and fire rating requirements in the attached specifications;

a. Exterior Doors

- Exterior doors will be replaced with galvannealed, 16 gage, honeycomb core insulated doors;
- Threshold: As manufactured by National Guard Products or approved equal – 426E (Specifications Attached);
- Weather Strip: As manufactured by National Guard Products or approved equal – 160VA (Specifications Attached);
- Lever: As manufactured by Schlage or approved equal – D Series "Rhodes", 626 finish, function ND60PD (Specification Attached);
- Keying: All doors to be keyed alike;
- Provide sealant (caulking) per 07920 specification attached.

B. Windows (See Attachment 7)

- Windows shall be replaced with General Aluminum Series #2700 Single Hung Thermal Break Windows or equivalent.
- A Window-Scope of Work with map, window measurements, specifications for window replacement, and specific details on abatement requirements for each window is attached;
  - Windows shall be functional windows
  - Windows shall have Low E glazing

- Windows shall have White Finish on frame with powder baked on enamel

- Window installation and oversight of window removal shall be performed by a third party professional window installation company that is certified and recommended by the window manufacturer of the windows being installed;
    - Window installer shall have no less than five (5) years installation experience;
- All interior and exterior window sills shall be HEPA vacuumed and wet washed after windows have been removed and replaced;
    - Once window sills have been cleaned, contractor shall encapsulate with DEQ approved lead-based paint encapsulant.

- Product Substitution: Substitutions include products differing from those required by the specification.
    - Submit two (2) copies of each request for product substitution. Identify production to be replace and provide complete documentation showing compliance of proposed substitution with applicable requirements. Include a full comparison with the specified product, and a list of changes to other Work required to accommodate the substitution.
    - Submit request for product substitution in accordance with the time allotted to do so by the Scope of Work included within the Bid Solicitation.
    - State of Oklahoma, Department of Environmental Quality will review the proposed substitution and notify bidder of its acceptance or rejection within the time allotted to do so by the Scope of Work included within the Bid Solicitation

LEAD DUST REMEDIATION INSTRUCTIONS

Sequence of Events

A copy of the Settled Lead Dust Report can be found in **Attachment 3**. The initial cleaning of the building shall be as follows:

1. First –
    a. Any remaining debris inside the building determined by DEQ to be trash shall be properly disposed.
2. Second –
    a. All floors of the entire building shall be cleaned.

Lead Dust Remediation

- Properly clean up any large oil or grease spills on the floors and properly dispose before lead remediation begins;

- Surfaces above the floors such as walls, shelves, etc. may have accumulated dust that has settled. This accumulation shall be removed prior to the cleaning of the floors. This shall be done to prevent recontamination of the floors after they are cleaned.

- HEPA vacuum and wet wash floors of entire building.

    - Remove dust from all equipment, shelving, trash, etc, and remove these items from room before remediation begins;

    - Remove dust from all carpet, remove carpet from rooms, and dispose of all carpet as non-hazardous waste before lead dust remediation of floor begins;

    - Dispose any materials, determined by the DEQ to be trash, as non-hazardous waste;

- HEPA vacuum and wet wash floors;
    - Lead levels on the floors are high in areas of the main building, annex 1 and annex 2. Lead contaminated dust may be ground into the pores and cracks of the concrete. It may be necessary to clean floors several times or use alternate cleaning methods after HEPA vacuuming and wet washing to remove the lead dust from the concrete and get the lead levels down to 40 micrograms per square foot (ug/SF).

DISPOSAL OF MATERIALS INSTRUCTIONS

Asbestos Disposal

All disposal of friable and non-friable ACM shall be performed in accordance with Oklahoma Department of Labor (DOL) regulations and OSHA requirements in 29 CFR 1926.1101 must be followed.

Lead-Based Paint Disposal

DEQ assumes that all lead-based paint chips removed from surfaces are considered hazardous waste. Lead-based paint removed from surfaces shall be disposed as hazardous waste.

- If Contractor uses a paint stripper that exhibits a characteristic of hazardous waste, or contains hazardous waste constituents, it is the Contractor's responsibility to characterize this waste under 40 CFR 262.11 and if they are determined to be hazardous waste, disposing of them as such. The Final Report shall contain all relevant information regarding the waste determination.

- A completed and signed waste manifest, Land Disposal Notification Form, and Certificate of Disposal demonstrating that the paint chips were properly disposed at a hazardous waste facility must be included in the Final Report.

Lead Dust Disposal

All wash water from lead dust remediation shall be disposed of appropriately.

- All wash water from the building shall be sampled for total lead by ICP and disposed appropriately.

Lead dust and appropriate cleaning materials shall be disposed as appropriate.

CONFORMATION AND CLEARANCE SAMPLING INSTRUCTIONS

Clearance Inspection

Once lead-based paint abatement is complete and after floors and building exteriors are cleaned, contact DEQ to perform post abatement clearance sampling in these areas.

- If samples do not meet EPA and HUD standards for lead dust (40 µg/SF for floors), areas shall be re-cleaned and re-sampled.

- Contractor may use his own lab to check progress of remediation, however all decisions shall be based on analytical data collected by DEQ. The third-party sampling shall not be included in the contractors proposal.

- DEQ will be responsible for taking all post remediation samples.

- DEQ shall be notified five (5) days prior to each sampling event.

- Contact Information:

Alisha Grayson
707 North Robinson
Oklahoma City, Oklahoma 73101
Phone: (405) 702 – 5113
Email: Alisha.Grayson@deq.ok.gov

FINAL REPORT INSTRUCTIONS

- Write final report and submit to DEQ;
    - Final report shall include asbestos, lead dust and lead-based paint abatement;
- Final report shall include:
    - A detailed summary of work including any warranties and data;
    - Sample results;
    - Waste manifests; and
    - Photo documentation of work;
        - Photo documentation of work will have color digital photos with captions describing photo;
        - Photos will show before and after photos of work completed.
- Final report will be submitted in hard copy and electronically on disc.

OWNER REPRESTATIVE

Owner's Representative: Alisha Grayson
Oklahoma Department of Environmental Quality
Land Protection Division
707 N. Robinson
Oklahoma City, OK 73101
(405) 702-5113 (Office)
(405) 702-5101 (Fax)
E-Mail: Alisha.Grayson@deq.ok.gov

ATTACHMENT 1

Floor Plan Map

City of Tuttle Gas Station

NOT TO SCALE

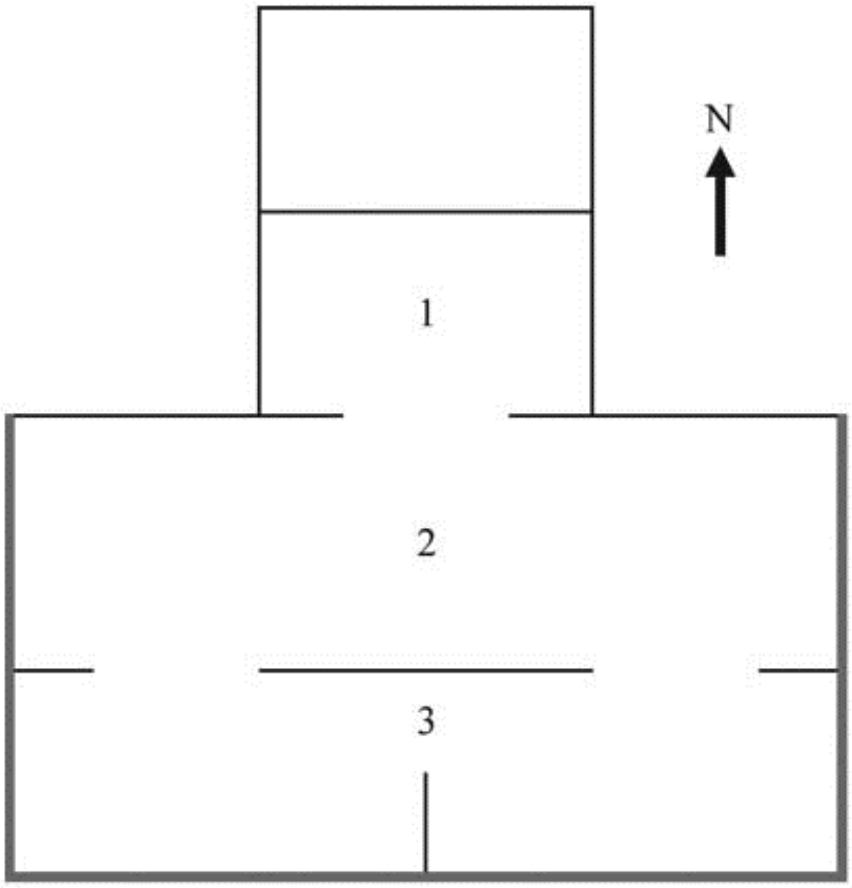

ATTACHMENT 2

Facility Asbestos Inspection

ATTACHMENT 4

DEQ Approved Lead-Based Paint Encapsulants, Sealants, and Grout

Lead-Based Paint Encapsulants approved by DEQ

Encapsulant Manufacturer	Encapsulant Product(s)
Coronado Paint Company	LEAD BLOCK™
Dumond Chemicals	LEAD STOP™
Dynacraft Industries, Inc.	Back to Nature Protect-A-Coat
Encap Systems Corporation	EncapSeal™ I
Encap Systems Corporation	EncapSeal™ II
Fiberlock Technologies, Inc.	Child GUARD interior/exterior
Fiberlock Technologies, Inc.	L-B-C® Type III
Global Encasement, Inc.	LeadLock™
Grace Construction Products	Lead Seal®
Grace Construction Products	Barrier Coat® II
Insl-x Products Corporation	INSL-CAP™
SAFE Encasement Systems	SE-120 Protective Skin
Specification Chemicals, Inc.	NU-WAL® #2500 Coating

SECTION 07920 - JOINT SEALANTS

PART 1 - GENERAL

1.1 SECTION REQUIREMENTS

A. Submittals: Product Data.

B. Warranty: Warranty materials and workmanship of sealing against leaks, adhesion, and cohesive failure for a period of two years from the date of substantial completion.

C. References:

1. American Society for Testing and Materials
   a) ASTM C790 – Recommended practices for use of latex sealing compounds.
   b) ASTM C920 – Elastomer Joint Sealants.
2. Federal Specifications
   a) FS TT-S-00230C (2), Sealing Compound, Elastomeric Type, Single Component (for caulking, sealing and glazing in buildings and other structures).
   b) FS TT-S-00227E (3), Sealing Compound, Elastomeric Type, Multi-component (for caulking, sealing and glazing in buildings and other structures).

PART 2 - PRODUCTS

2.1 JOINT SEALANTS

A. Compatibility: Provide joint sealants, joint fillers, and other related materials that have been tested and found compatible with one another and with joint substrates under service and application conditions.

B. Interior Sealant: Provide ASTM C 834. If no color is specified, use Gray. Location(s) of sealant for the following:

1. Small voids between walls or partitions and adjacent door frames, and similar items.
2. Perimeter of frames at doors, windows, and access panels which adjoin exposed interior concrete and masonry surfaces.

C. Exterior Sealant: Provide ASTM C 920, polyurethane or polysulfide, Type M, Grade NS, Class 25, Shore A hardness of 20-40. If no color is specified, use Gray. Location(s) of sealant for the following:

1. Joints and recesses formed where frames and vents adjoin masonry, concrete, or metal frames. Use sealant at both exterior and interior surfaces of exterior wall penetrations. Color to match adjacent surface.

2.2 ACCESSORIES

A. Primers: Provide a nonstaining, quick-drying type and consistency recommended by the sealant manufacturer for the particular application.

B. Bond Breakers: Provide the type and consistency recommended by the sealant manufacturer to prevent adhesion of the sealant to backing or to bottom of the joint.

C. Cleaning Solvents: Provide type(s) recommended by the sealant manufacturer, except for aluminum and bronze surfaces that will be in contact with sealant.

PART 3 - EXECUTION

3.1 PREPARATION

A. Clean surfaces from dirt frost, moisture, grease, oil, wax, lacquer, paint, or other foreign matter that would tend to destroy or impair adhesion. Remove oil and grease with solvent. Surfaces must be wiped dry with clean cloths. When resealing an existing joint, remove existing calk or sealant prior to applying new sealant. For surface types not listed below, contact sealant manufacturer for specific recommendations.

1. Steel Surfaces: Remove loose mill scale by sandblasting or, if sandblasting is impractical or would damage finish work, scraping and wire brushing. Remove protective coatings by sandblasting or using a residue-free solvent.
2. Aluminum or Bronze Surfaces: Remove temporary protective coatings from surfaces that will be in contact with sealant. When masking tape is used as a protective coating, remove tape and any residual adhesive just prior to sealant application. For removing protective coatings and final cleaning, use nonstaining solvents recommended by the manufacturer of the item(s) containing aluminum or bronze surfaces.
3. Concrete and Masonry Surfaces: Where surfaces have been treated with curing compounds, oil, or other such materials, remove materials by sandblasting or wire brushing. Laitance, remove efflorescence and loose mortar from the joint cavity.

4. Wood Surfaces: Keep wood surfaces to be in contact with sealants free of splinters and sawdust or other loose particles.

B. Do not add liquids, solvents, or powders to the sealant. Mix multi-component elastomeric sealants in accordance with manufacturer's instructions.

3.2 INSTALLATION

A. Joint Width-to-Depth Ratios: Install per manufacturer's recommendation or as described below, whichever is more stringent.

1. Acceptable Ratios:

		Minimum	Maximum
a)	For metal, glass, or other nonporous surfaces:		
(1)	1/4 inch (6 mm) (minimum)	1/4 inch (6 mm)	1/4 inch (6 mm)
(2)	Over 1/4 inch (6 mm)	1/2 of width	Equal to width
b)	For wood, concrete, masonry, or stone:		
(1)	1/4 inch (6 mm) (minimum)	1/4 inch (6 mm)	1/4 inch (6 mm)
(2)	Over 1/4 inch(6 mm) to 1/2 inch (13 mm)	1/4 inch (6 mm)	Equal to width
(3)	Over 1/2 inch (13 mm) to 2 inch (50 mm)	1/2 inch (50 mm)	5/8 inch (16 mm)
(4)	Over 2 inch (50 mm)	(As recommended by sealant mfr.)	

2. Unacceptable Ratios: Where joints of acceptable width-to-depth ratios have not been provided, clean out joints to acceptable depths and grind or cut to acceptable widths without damage to the adjoining work. Grinding is not required on metal surfaces.

B. Masking Tape: Place masking tape on the finish surface on one or both sides of a joint cavity to protect adjacent finish surfaces from primer or sealant smears. Remove masking tape within 10 minutes after joint has been filled and tooled.

C. Immediately prime prior to application of the sealant, clean out loose particles from joints. Where recommended by sealant manufacturer, apply primer to joints in concrete masonry units, wood, and other porous surfaces in accordance with sealant manufacturer's instructions. Do not apply primer to exposed finish surfaces.

D. Provide bond breakers to the back or bottom of joint cavities, as recommended by the sealant manufacturer for each type of joint and sealant used, to prevent sealant from adhering to these surfaces. Carefully apply the bond breaker to avoid contamination of adjoining surfaces or breaking bond with surfaces other than those covered by the bond breaker.

E. Provide a sealant compatible with the material(s) to which it is applied. Do not use a sealant that has exceeded shelf life or has jelled and can not be discharged in a continuous flow from the gun. Apply the sealant in accordance with the manufacturer's printed instructions with a gun having a nozzle that fits the joint width. Force sealant into joints to fill the joints solidly without air pockets. Tool sealant after application to ensure adhesion. Make sealant uniformly smooth and free of wrinkles. Upon completion of sealant application, roughen partially filled or unfilled joints, apply sealant, and tool smooth as specified. Apply sealer over the sealant when and as specified by the sealant manufacturer.

F. Thresholds: Place double band of sealant under and along all sides of all exterior thresholds.

END OF SECTION 07920



Epoxy-Coat 3-Gallon Interior High Gloss Cle(Garage Floor Coating Kit

Item #: 373342 | Model #: SK-0000

Be the first to

[redacted]

Description

3-Gallon Interior High Gloss Clear Garage Floor Coating Kit

- Commercial/industrial grade
- 100% solids
- Over 30 years experience with automotive, industrial, commercial and government customers
- After-hours, live technical support
- Over 3 times stronger than concrete
- 10.3 times more durable than water-based epoxies
- 4.8 times thicker than water-based epoxies
- Self-leveling

Specifications

Warranty	Lifetime	Combustible	No
Sheen/Finish	High Gloss	Waterproof	Yes
Paint Color	Clear	Number of Coats Recommended	1.0
Unit of Measure	Gallon (s)	Soap and water clean-up	No
Unit of Measure Quantity	3.0	Low-odor formula	Yes
Coverage (Sq. Feet)	500.0	Mildew-resistant finish	Yes
Base Material	Epoxy	Scrubbable and washable finish	Yes
Color Family	Clear	Stain-Resistant	Yes
Where to Use	Interior	Fade-Resistant	Yes
Tintable	No	UV-resistant	Yes
Primer Recommended	No	Type	Other
Dry To Touch	18 Hours	Paint and Primer in One	Yes
Flammable	No		

KELLY-MOORE PAINTS
INDUSTRIAL COATINGS
HIGH PERFORMANCE SYSTEMS

KM-669
Acrylic Sealer

THIS PRODUCT MAY NOT BE AVAILABLE IN SOME AREAS DUE TO VOC REGULATIONS
Contact your Kelly-Moore representative for more information

Product Description
A one component, solvent borne, high gloss, clear acrylic sealer designed for use on concrete, masonry, and brick. Dustproofs concrete by penetrating surface pores leaving a tough, durable film.

Performance Features

- Non-Yellowing
- Excellent Adhesion to Concrete
- Good Water & Salt Chemical Resistance
- Good Abrasion Resistance
- Can be Sprayed, Padded or Rolled

Product Specifications

Resin Type	Acrylic
Color Range	Clear
Finish	High Gloss
Drying Time	8 hours to recoat
Practical Coverage	250-450 Sq. Ft. / Gallon
Recommended Dry Film Thickness	1.2 - 2.2 mils per coat
Solids By Volume	35%
Sizes	Five gallon pails
V.O.C.	560 Grams per liter
Clean Up	KM-S-74 or KM-SA-50

Surface Preparation

WARNING! If you scrape, sand or remove old paint from any surface, you may release lead dust. LEAD IS TOXIC. EXPOSURE TO LEAD DUST CAN CAUSE SERIOUS ILLNESS, SUCH AS BRAIN DAMAGE, ESPECIALLY IN CHILDREN. PREGNANT WOMEN SHOULD ALSO AVOID EXPOSURE. Wear a NIOSH-approved respirator to control lead exposure. Carefully clean up with a wet mop or HEPA vacuum. Before you start, find out how to protect yourself and your family by contacting the U.S. EPA/Lead Information Hotline at 1-800-424-LEAD (5323) or log on to www.epa.gov/lead.

Surface Preparation:
Remove all dirt, grease, oil, soil, chemical contaminants, and other matter. Allow surface to dry.

Application Procedure:
When mixing, use an EXPLOSION PROOF SLOW SPEED DRILL WITH A JIFFY MIXER. Apply a uniform wet film, do not puddle material. Do not cover more area than can be worked in 10 minutes due to fast dry time. When spraying, use a low pressure machine. Two coats may be necessary depending on porosity or type of service.

For safety and product curing, proper ventilation is necessary throughout application and cure.

Dry Times: 8 hours

See Precautions and Limited Warranty next page

KM-669 (cont.)

Precautions
KM-669 is Flammable. KM-669 contains flammable solvents. Keep away from all sources of ignition during mixing, application, and cure. In confined areas, provide adequate forced air ventilation. The use of goggles, fresh air masks or NIOSH approved respirators, protective skin cream and protective clothing is a recommended standard practice when spraying coatings

Proper Disposal
For proper disposal of excess material, please contact your local city or county waste management agency.

Limited Warranty: The statements made on this bulletin, product labels or by any of our agents concerning this material are given for information only. They are believed to be true and accurate and are intended to provide a guide to approved construction practices and materials. As workmanship, weather, construction equipment, quality of other materials and other variables affecting results are all beyond our control, Kelly-Moore Paint Company, Inc., does not make nor does it authorize any agent or representative to make any warranty of MERCHANTABILITY OR FITNESS for any purpose or any other warranty, guarantee or representation, expressed or implied, concerning this material except that it conforms to Kelly-Moore's quality control standards. Any liability whatsoever of Kelly-Moore Paint Company, Inc. to the buyer or user of this product is limited to the purchaser's cost of the product itself.

SEE MATERIAL SAFETY DATA SHEETS FOR FULL SAFETY PRECAUTIONS.

KM-669 IS FOR PROFESSIONAL USE ONLY

KM-669 IS FOR INDUSTRIAL USE ONLY

KEEP AWAY FROM CHILDREN

MATERIAL SAFETY DATA SHEET

For Coatings, Resins & Related Materials

Section I

Manufactured For: Kelly-Moore Paints
Address: 987 Commercial Street
San Carlos, CA 94070

Prep Date: 07/28/06

Emergencies Involving Spills, Leaks, Fires, Exposure, Or Accident Contact Chemtrec: 1-800-424-9300

Product Class: Acrylic Lacquer Sealer
Trade Name: KM-669 CLEAR
H.M.I.S. Codes: H F R P
2* 3 0 -

Information Phone: 1-888-677-2468

Section II - HAZARDOUS INGREDIENTS

Ingredient	C.A.S.#	Weight Percent	Occupt. Exposure Limits OSHA PEL	ACGIH TLV	Vapor Pressure mm Hg & Temp.F	
Acrylic Resins	Mixture	30-40	Not Established		Not Determined	
*Xylene	1330-20-7	40-50	100 ppm	100 ppm	5.1	68
*Ethyl Benzene	100-41-4	15-20	100 ppm	100 ppm	7.1	68

*Indicates toxic chemical(s) subject to reporting requirements of Section 313 of Title III and of 40 CFR 372.

Section III - PHYSICAL DATA

Boiling Range (Deg. F): 240°
Evaporation Rate: Slower than Ether
Percent Volatile By Volume: 70 ± 3%

Vapor Density: Heavier than air

Weight Per Gallon (lbs.): 7.75 ± .25

Section IV - FIRE & EXPLOSION HAZARD DATA

Flash Point (Deg. F): 80°

Lower Explosive Limit: 1.0

Extinguishing Media: Foam, alcohol foam, CO_2, dry chemical, water spray

OSHA Flammability Classification: Flammable Liquid IC

Special Firefighting Procedures: Wear a NIOSH/MSHA approved self-contained breathing apparatus and full protective clothing. Use water to keep fire exposed containers cool. Water may be ineffective as an extinguishing agent.

Unusual Fire & Explosion Hazards: Vapors are heavier than air and may travel along the ground or be moved by ventilation to ignition sources at locations distant from material handling point. Pressure may build up in containers and create an explosion hazard.

KM-669 CLEAR

Section V - HEALTH HAZARD DATA

THIS PRODUCT IS FLAMMABLE

Effects Of Overexposure:
Eyes: Irritation, burning, tearing and redness.
Skin: Moderate irritation or defatting of skin upon prolonged or repeated contact.
Ingestion: Abdominal pain, nausea, vomiting and diarrhea.
Inhalation: Excessive exposure to vapors can cause headache, dizziness, uncoordination, nausea and loss of consciousness.

Emergency & First Aid Procedures:
Eyes: Flush with water for 15 minutes.
Skin: Remove contaminated clothing, wash skin with soap and water.
Ingestion: Do not induce vomiting. Get medical attention immediately.
Inhalation: Move to fresh air, aid breathing if necessary.

In all cases, consult a physician for best treatment.

Chemical listed as carcinogen or potential carcinogen:
NTP: No IARC: No OSHA: No

Section VI - REACTIVITY DATA

Stability: Product Stable
Conditions to Avoid: All sources of ignition
Incompatibility (Materials to Avoid): Oxidizing agents, strong acids & bases
Hazardous Decomposition Products: Carbon monoxide, carbon dioxide, nitrogen oxides and organic compounds.
Hazardous Polymerization: Will Not Occur

Section VII - SPILL OR LEAK PROCEDURES

Steps To Be Taken In Case Material Is Released Or Spilled: Dike spill area. Absorb spill with inert absorbent material. Place in sealed metal containers for proper disposal.

Waste Disposal Method: Dispose of in accordance with local, state and federal regulations.

Section VIII - SPECIAL PROTECTION INFORMATION

Respiratory Protection: Use a NIOSH/MSHA jointly approved respirator
Ventilation: Use mechanical ventilation
Protective Gloves: Neoprene or rubber
Eye Protection: Chemical splash goggles
Other Protective Equipment: Protective clothing, barrier cream, eye bath, safety shower

Section IX - SPECIAL PRECAUTIONS

Precautions To Be Taken In Handling & Storing: Store in dry area. Keep away from open flames and high temperatures.
Other Precautions: Minimize contact. Avoid breathing vapors. Practice good industrial hygiene and safe working practices.

State and Local Regulations
California Proposition 65
This product contains the following substances known to the State of California to cause cancer, birth defects or other reproductive hazards: Benzene, Toluene.

ATTACHMENT 5

Door Scope of Work Including Measurements and Specifications

City of Tuttle Gas Station Door Measurements
And
Scope of Work

- **Door measurements are listed as approximate Width X Height; Contractor to field verify.**
- **All removed doors and frames will be properly disposed.**
- **All removed lead-based paint will be properly disposed.**
- **Attached is the City of Tuttle Gas Station with designated door numbers that correspond with the numbers on this Scope of Work.**
- **Specifications for replacement doors and frames are attached.**

1. Remove door and frame. Install replacement door and frame. Exterior Door Measurements – approximately 2’ 6 ¼” X 6’ (3’ 2” opening including frame)

2. Remove door and frame. Install replacement door and frame. Exterior Door Measurements – approximately 2’ 6 ¼” X 6’ (3’ 2” opening including frame)

City of Tuttle Gas Station

NOT TO SCALE

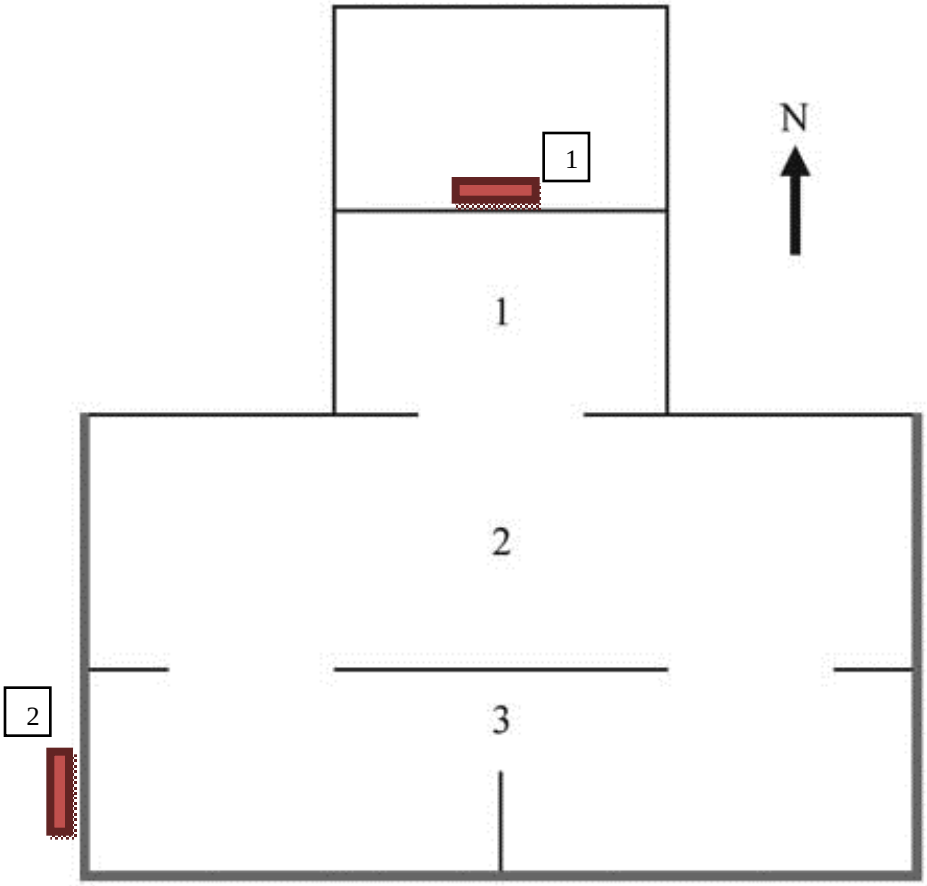

SECTION 07920 - JOINT SEALANTS

PART 1 - GENERAL

1.1 SECTION REQUIREMENTS

A. Submittals: Product Data.
B. Warranty: Warranty materials and workmanship of sealing against leaks, adhesion, and cohesive failure for a period of two years from the date of substantial completion.
C. References:
1. American Society for Testing and Materials
a) ASTM C790 – Recommended practices for use of latex sealing compounds.
b) ASTM C920 – Elastomer Joint Sealants.
2. Federal Specifications
a) FS TT-S-00230C (2), Sealing Compound, Elastomeric Type, Single Component (for caulking, sealing and glazing in buildings and other structures).
b) FS TT-S-00227E (3), Sealing Compound, Elastomeric Type, Multi-component (for caulking, sealing and glazing in buildings and other structures).

PART 2 - PRODUCTS

2.1 JOINT SEALANTS

A. Compatibility: Provide joint sealants, joint fillers, and other related materials that have been tested and found compatible with one another and with joint substrates under service and application conditions.
B. Interior Sealant: Provide ASTM C 834. If no color is specified, use Gray. Location(s) of sealant for the following:
1. Small voids between walls or partitions and adjacent door frames, and similar items.
2. Perimeter of frames at doors, windows, and access panels which adjoin exposed interior concrete and masonry surfaces.
C. Exterior Sealant: Provide ASTM C 920, polyurethane or polysulfide, Type M, Grade NS, Class 25, Shore A hardness of 20-40. If no color is specified, use Gray. Location(s) of sealant for the following:
1. Joints and recesses formed where frames and vents adjoin masonry, concrete, or metal frames. Use sealant at both exterior and interior surfaces of exterior wall penetrations. Color to match adjacent surface.

2.2 ACCESSORIES

A. Primers: Provide a nonstaining, quick-drying type and consistency recommended by the sealant manufacturer for the particular application.
B. Bond Breakers: Provide the type and consistency recommended by the sealant manufacturer to prevent adhesion of the sealant to backing or to bottom of the joint.
C. Cleaning Solvents: Provide type(s) recommended by the sealant manufacturer, except for aluminum and bronze surfaces that will be in contact with sealant.

PART 3 - EXECUTION

3.1 PREPARATION

A. Clean surfaces from dirt frost, moisture, grease, oil, wax, lacquer, paint, or other foreign matter that would tend to destroy or impair adhesion. Remove oil and grease with solvent. Surfaces must be wiped dry with clean cloths. When resealing an existing joint, remove existing calk or sealant prior to applying new sealant. For surface types not listed below, contact sealant manufacturer for specific recommendations.
1. Steel Surfaces: Remove loose mill scale by sandblasting or, if sandblasting is impractical or would damage finish work, scraping and wire brushing. Remove protective coatings by sandblasting or using a residue-free solvent.
2. Aluminum or Bronze Surfaces: Remove temporary protective coatings from surfaces that will be in contact with sealant. When masking tape is used as a protective coating, remove tape and any residual adhesive just prior to sealant application. For removing protective coatings and final cleaning, use nonstaining solvents recommended by the manufacturer of the item(s) containing aluminum or bronze surfaces.
3. Concrete and Masonry Surfaces: Where surfaces have been treated with curing compounds, oil, or other such materials, remove materials by sandblasting or wire brushing. Laitance, remove efflorescence and loose mortar from the joint cavity.

4. Wood Surfaces: Keep wood surfaces to be in contact with sealants free of splinters and sawdust or other loose particles.

B. Do not add liquids, solvents, or powders to the sealant. Mix multi-component elastomeric sealants in accordance with manufacturer's instructions.

3.2 INSTALLATION

A. Joint Width-to-Depth Ratios: Install per manufacturer's recommendation or as described below, whichever is more stringent.

1. Acceptable Ratios:

	Minimum	Maximum
a) For metal, glass, or other nonporous surfaces:		
(1) 1/4 inch (6 mm) (minimum)	1/4 inch (6 mm)	1/4 inch (6 mm)
(2) Over 1/4 inch (6 mm)	1/2 of width	Equal to width
b) For wood, concrete, masonry, or stone:		
(1) 1/4 inch (6 mm) (minimum)	1/4 inch (6 mm)	1/4 inch (6 mm)
(2) Over 1/4 inch(6 mm) to 1/2 inch (13 mm)	1/4 inch (6 mm)	Equal to width
(3) Over 1/2 inch (13 mm) to 2 inch (50 mm)	1/2 inch (50 mm)	5/8 inch (16 mm)
(4) Over 2 inch (50 mm)	(As recommended by sealant mfr.)	

2. Unacceptable Ratios: Where joints of acceptable width-to-depth ratios have not been provided, clean out joints to acceptable depths and grind or cut to acceptable widths without damage to the adjoining work. Grinding is not required on metal surfaces.

B. Masking Tape: Place masking tape on the finish surface on one or both sides of a joint cavity to protect adjacent finish surfaces from primer or sealant smears. Remove masking tape within 10 minutes after joint has been filled and tooled.

C. Immediately prime prior to application of the sealant, clean out loose particles from joints. Where recommended by sealant manufacturer, apply primer to joints in concrete masonry units, wood, and other porous surfaces in accordance with sealant manufacturer's instructions. Do not apply primer to exposed finish surfaces.

D. Provide bond breakers to the back or bottom of joint cavities, as recommended by the sealant manufacturer for each type of joint and sealant used, to prevent sealant from adhering to these surfaces. Carefully apply the bond breaker to avoid contamination of adjoining surfaces or breaking bond with surfaces other than those covered by the bond breaker.

E. Provide a sealant compatible with the material(s) to which it is applied. Do not use a sealant that has exceeded shelf life or has jelled and can not be discharged in a continuous flow from the gun. Apply the sealant in accordance with the manufacturer's printed instructions with a gun having a nozzle that fits the joint width. Force sealant into joints to fill the joints solidly without air pockets. Tool sealant after application to ensure adhesion. Make sealant uniformly smooth and free of wrinkles. Upon completion of sealant application, roughen partially filled or unfilled joints, apply sealant, and tool smooth as specified. Apply sealer over the sealant when and as specified by the sealant manufacturer.

F. Thresholds: Place double band of sealant under and along all sides of all exterior thresholds.

END OF SECTION 07920

STEELCRAFT

L18 AND L16-SERIES HONEYCOMB DOORS

HD X-HD



FEATURES AND BENEFITS:

Steelcraft's L-Series Doors offer the following standard unique features, which enhance long term performance and durability.

1. **Honeycomb core system** enhances the structural integrity of the door, while significantly reducing the weight.
2. **Full height, epoxy filled mechanical interlock edges** provide structural support and stability the full height of the door edges.
3. **Patented universal hinge preparations** allow for easy field conversion from standard weight (.134) hinges to heavy weight (.180) hinges.
4. **14 gage top and bottom channels** provide stability and protection for the top and bottom edges from abuse.
5. **Beveled hinge and lock edges** allow for tighter installation tolerances, ensure easier operation, and eliminate binding and sticking.
6. **Recessed Dezigner™ glass trim** provide a clean, neat, and flush finish with the door surface.
7. **Factory applied baked on rust inhibiting primer** in accordance with ANSI A250.10.

ABOUT THE PRODUCT:

The L18 and L16-Series Flush Doors are designed to meet the architectural requirements for full flush doors. This premium door construction combines the strength and dimensional stability of steel with the structural integrity of the honeycomb core. The continuous bonding of core to metal provides an attractive flat door, free of face welding marks. Tests have proven that the L-Series door has integral high resistance to impact damage, low thermal conductivity, and high STC ratings.

To meet application, specification and performance requirements, the L-Series doors offer a wide range of specifiable options including sizes, glass lite designs, hardware (mechanical, pneumatic, electrical) preparations and edge constructions.

SPECIFICATION COMPLIANCE:

1. Door construction for the Steelcraft L18 and L16-Series Full Flush Doors meet the requirements of ANSI A250.8-1998 (commonly referred to as SDI-100).
2. Hardware preparations and reinforcements are in accordance with ANSI A250.6-1997. Locations are in accordance with ANSI/DHI A115.

FIRE RATINGS:

The L-Series doors meet the broadest fire rating requirements. They are listed for installations requiring compliance to both negative pressure testing (ASTM E152 and UL-10B) and positive pressure standards (UBC 7-2 and UL-10C)

Steel Thickness	Opening	Usage Frequency[1]	Frame Applications
16 gage (1.3mm)	Interior & Exterior	Extra-heavy duty	• 16 & 14 gage steel frames
18 gage (1mm)	Interior & Exterior	Heavy duty	• 16 gage steel frames
Steel Type	**Opening**	**Building Applications**	
Non Galvannealed[3]	Mainly Interior	• Typical building conditions	
Galvannealed[2]	Mainly Exterior	• Used in locations with high humidity and/or weather exposure	

MATERIAL:

Depending on environmental conditions, exterior doors are generally galvannealed and interior doors non galvanneal. All doors are supplied with a factory applied baked on primer for field applied finish paints.

[1] Usage frequency is based on ANSI A250.8-1998
[2] Reinforcements for galvannealed doors are also galvannealed
[3] Commercial quality carbon steel

OCT 24 2008

IR Security & Safety

Details are subject to change without prior notice.

© 2000 Steelcraft Co.
Printed in USA

Universal Mortise Hinge Prep
4½" – Standard 5" – Optional

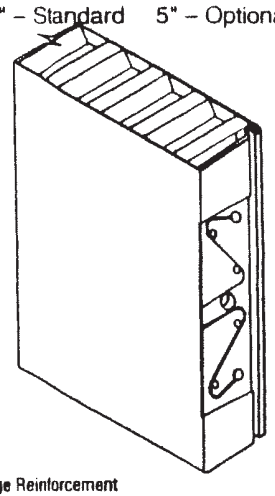

7 Gage Hinge Reinforcement

Lock Prep

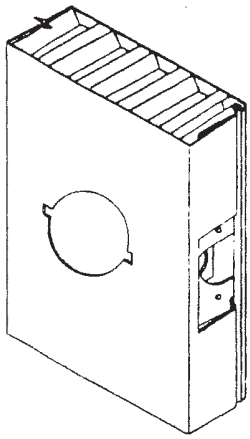

161 Cylindrical Lock shown

Optional 14 Gage Closer Reinforcement

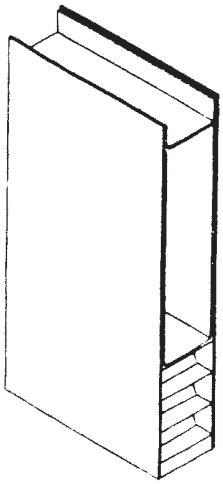

Optional Snap-In Top Cap

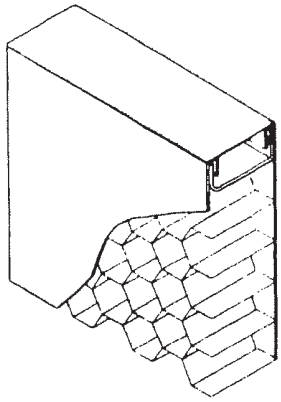

Rigid Honeycomb Core

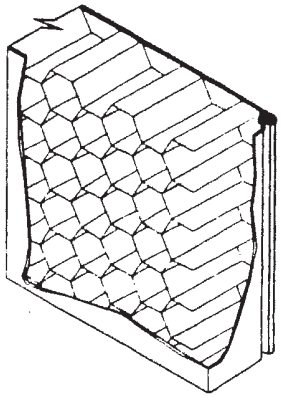

GENERAL NOTES:

1. **Edge construction:**
   - Vertical edges (both hinge and lock) are beveled with a visible seam.
   - Top and bottom edges are closed with inverted 14 gage welded channels. Exterior applications require the addition of snap-in top caps to protect against the weather.
2. **Optional edge seams** available in the L-Series door construction are as follows:
   - **LF** – The mechanical edge seam is filled and finished prior to applying the factory primer.
   - **LW** – The mechanical edge seam is welded and finished prior to applying the factory primer.
3. **Optional cores** available in the L-Series door construction:
   - **Polystyrene** for exterior applications in extreme weather conditions.
   - **Polyurethane** for exterior applications in arctic weather conditions. Not Fire Rated.
4. **Standard hardware preparations**: standard mortised and reinforced for:
   - **Universal hinge preps** – 4½"(114mm) patented preparation which allows easy and quick field conversion from standard to heavy weight hinges.
   - **Locks** – A multitude of standard lock preps are available. The most commonly used with a 4⅞" (124mm) strike are 161, 61L and 86.

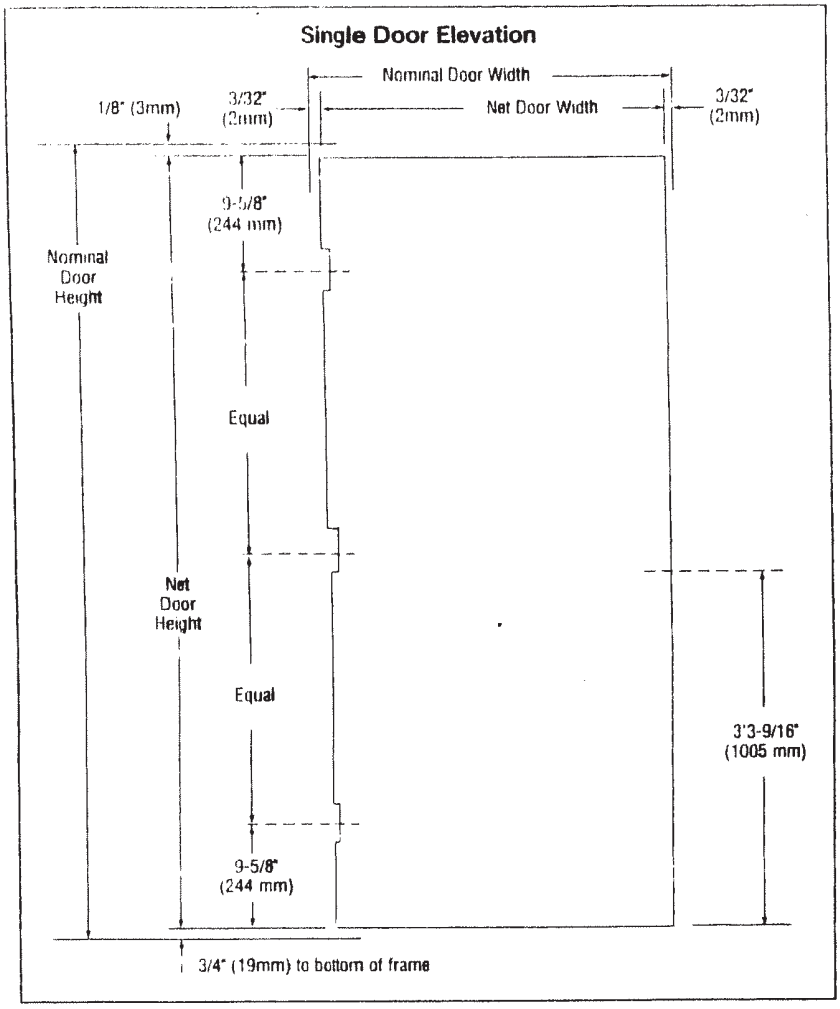

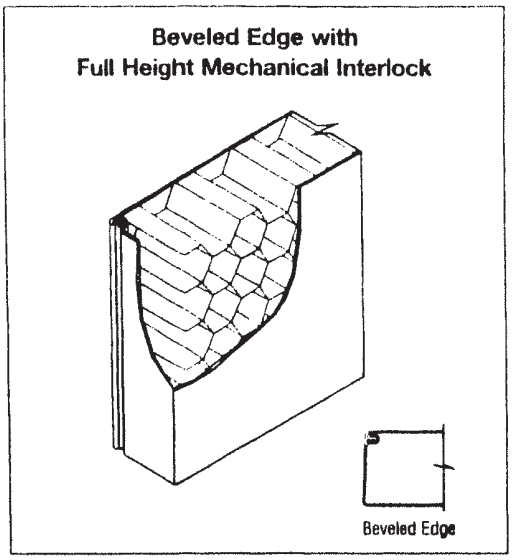

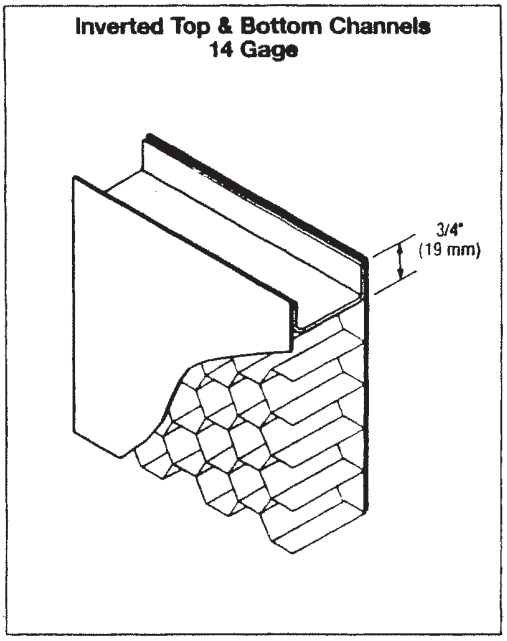

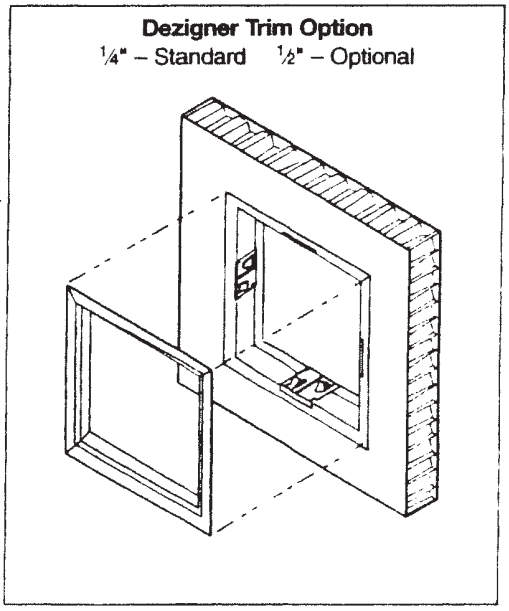

CONSTRUCTION NOTES:

1. **Doors** are 1¾" (45mm) thick.
2. **Door opening size maximum:**
   Single door opening size 4'0" x 10'0" (1219mm x 3048mm)
   Double door opening size 8'0" x 10'0" (2438mm x 3048mm)
3. **Standard operating clearances** *(installed in frame)*:
   Head = ⅛" (3mm) to bottom of head or transom panel
   Hinge and lock side = 3/32" (2mm) to rabbet on jamb
4. **Standard core system:**
   1" (25mm) cell Kraft honeycomb core is laminated to both face sheets with contact adhesive. The honeycomb is phenolic resin impregnated and sanded to insure ultimate lamination and performance. To further enhance the structural stability of the door the honeycomb core material is subjected to several unique operations prior to assembly. If any of these operations are eliminated, the strength and durability of the door is compromised.
5. **Hardware preparations:** to meet specifications, doors can be prepared for all commercial mortised hardware, and can be factory reinforced for surface applied hardware applications.
   - **Lock preps** – details and dimensions shown are for cylindrical (ANSI 115.2) type locks. For mortise (ANSI A115.1) locks, the centerline of the lock is located ⅜" (9mm) lower.
6. **Glass lites with Dezigner® trim and louvers**: doors with glazed cutouts and doors with louvers are available (see *Lites and Louvers* section of *Spec Manual)*.

INSTALLATION:

1. Installation shall conform to the published Steelcraft installation instructions, SDI 105 *Recommended Installation Instructions for Steel Frames*, and ANSI/DHI A115-IG *Installation Guide for Doors and Hardware.*
2. Fire Rated Assemblies must be in accordance with NFPA Pamphlet 80. The *Authority Having Jurisdiction* is the final authority in issues related to the installation and use of installed Fire Rated Doors.

DOOR EDGE APPLICATIONS:

The L-Series Doors are used in virtually all buildings and construction applications. The application and functionality dictate the door edge construction specified.

Edge	Usage	Application
L	Heavy & Extra-heavy duty	High traffic in all commercial applications
LF	Heavy & Extra-heavy duty	High traffic, in sanitation conditions
LW	Heavy & Extra-heavy duty	High traffic, in sanitation and high abuse conditions

CONVERSION CHART

ANSI A250.8 (SDI 100) *Recommended Specification for Standard Steel Doors and Frames.*

Series	Level	Model	Description	Edge Construction
L18	2	1	Full Flush	Full height, visible mechanical interlocked edge
LF18	2	2	Seamless	L-Series with epoxy filled edge seams
LW18	2	2	Seamless	L-Series with welded edge seams
L16	3	1	Full Flush	Full height, visible mechanical interlocked edge
LF16	3	2	Seamless	L-Series with epoxy filled edge seams
LW16	3	2	Seamless	L-Series with welded edge seams

DOUBLE DOOR APPLICATIONS:

L-Series doors are available in double door elevations, with active and inactive leaves and an overlapping astragal.

- **Standard operating clearances** *(installed in frame)*:
  - Head = 1/8" (3mm) to bottom of head or transom panel
  - Hinge side = 3/32" (2mm) to rabbet on jamb
  - Meeting edges = 3/32" (2mm) with or without astragal. For openings without an astragal, a wide inactive leaf is used.
  - Bottom = 3/4" (19mm) to bottom of frame
- **Meeting edges**:
  - 14 Gage astragal is furnished loose for installation in the field by others.
  - Overlapping astragal kits are available to convert an active leaf to an inactive leaf.
  - When an astragal is not used, the width of the inactive leaf is increased 3/32" (2mm).
- **Hardware preparations**: the inactive leaf can be prepared for hardware as specified.

Double Door Elevation

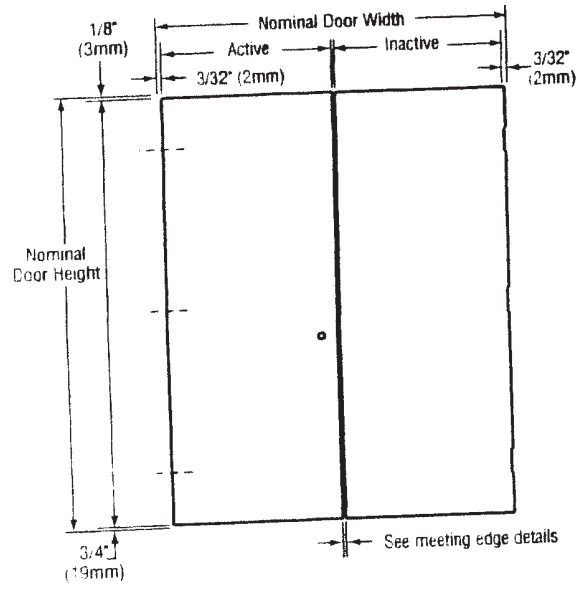

MEETING EDGE DETAILS:

Typical Astragal 14 Gage

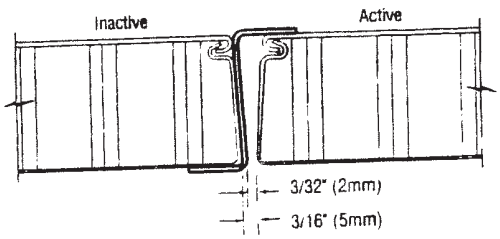

Pairs without Astragal

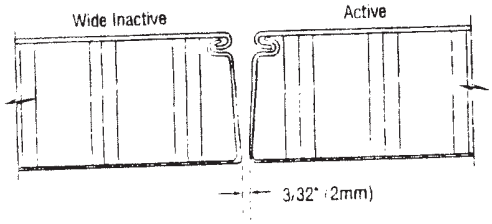

Five Knuckle



Plain Bearing - Standard Weight

For use on medium weight doors or doors requiring low frequency service

1191 Brass with Stainless Steel pin - ANSI A2133
Stainless Steel with Stainless Steel pin - ANSI A5133

1279 Steel with Steel pin - ANSI A8133

- Non-rising removable pin with button tip and plug
- With door closer use ball bearing hinge

Hinge Size		Gauge of Metal	Hole Count	Screw Size	
Inches	mm			Machine	Wood
2 x 2	51 x 51	0.083	4	-	3/4 x 8
2 1/2 x 2 1/2	64 x 64	0.089	6	-	3/4 x 8
3 x 3	76 x 76	0.097	6	-	1 x 9
3 1/2 x 3 1/2	89 x 89	0.119	6	1/2 x 10-24	1 x 9
4 x 4	102 x 102	0.129	8	1/2 x 12-24	1 1/4 x 12
4 1/2 x 4	114 x 102	0.134	8	1/2 x 12-24	1 1/4 x 12
4 1/2 x 4 1/2	114 x 114	0.134	8	1/2 x 12-24	1 1/4 x 12
5 x 4	127 x 102	0.145	8	1/2 x 12-24	1 1/4 x 12
5 x 4 1/2	127 x 114	0.145	8	1/2 x 12-24	1 1/4 x 12
5 x 5	127 x 127	0.145	8	1/2 x 12-24	1 1/4 x 12
6 x 4 1/2	152 x 114	0.160	10	1/2 x 1/4-20	1 1/2 x 14
6 x 5	152 x 127	0.160	10	1/2 x 1/4-20	1 1/2 x 14
6 x 6	152 x 152	0.160	10	1/2 x 1/4-20	1 1/2 x 14

Five Knuckle

Plain Bearing - Standard Weight - Wide Throw

For use on medium weight doors or doors requiring low frequency service

1191 Wide Throw
Brass with Stainless Steel pin - ANSI A2133
Stainless Steel with Stainless Steel pin - ANSI A5133

1279 Wide Throw
Steel with Steel pin - ANSI A8133

- Non-rising removable pin with button tip and plug
- With door closer use ball bearing hinge

Hinge Size		Gauge of Metal	Hole Count	Screw Size	
Inches	mm			Machine	Wood
3 1/2 x 5	89 x 127	0.119	6	1/2 x 10-24	1 x 9
3 1/2 x 6	89 x 152	0.119	6	1/2 x 10-24	1 x 9
4 x 5	102 x 127	0.129	8	1/2 x 12-24	1 1/4 x 12
4 x 6	102 x 152	0.129	8	1/2 x 12-24	1 1/4 x 12
4 x 7	102 x 178	0.129	8	1/2 x 12-24	1 1/4 x 12
4 1/2 x 5	114 x 127	0.134	8	1/2 x 12-24	1 1/4 x 12
4 1/2 x 6	114 x 152	0.134	8	1/2 x 12-24	1 1/4 x 12
4 1/2 x 7	114 x 178	0.134	8	1/2 x 12-24	1 1/4 x 12
4 1/2 x 8	114 x 203	0.134	8	1/2 x 12-24	1 1/4 x 12
5 x 6	127 x 152	0.145	8	1/2 x 12-24	1 1/4 x 12
5 x 7	127 x 178	0.145	8	1/2 x 12-24	1 1/4 x 12
5 x 8	127 x 203	0.145	8	1/2 x 12-24	1 1/4 x 12



Concealed Bearing - Standard Weight

For use on medium weight doors or doors requiring medium frequency service

CB1191 Stainless Steel with Stainless Steel pin - ANSI A5112

- Non-rising removable pin with button tip and plug
- Only available with SecureCoat® Lifetime finish (US3SC)
- Specify machine screws

Hinge Size		Gauge of Metal	Hole Count	Screw Size	
Inches	mm			Machine	Wood
3 1/2 x 3 1/2	89 x 89	0.119	6	-	1 x 9
4 x 4	102 x 102	0.129	8	-	1 1/4 x 12
4 1/2 x 4	114 x 102	0.134	8	-	1 1/4 x 12
4 1/2 x 4 1/2	114 x 114	0.134	8	-	1 1/4 x 12
5 x 4	127 x 102	0.145	8	-	1 1/4 x 12
5 x 4 1/2	127 x 114	0.145	8	-	1 1/4 x 12
5 x 5	127 x 127	0.145	8	-	1 1/4 x 12
6 x 4 1/2	152 x 114	0.160	10	-	1 1/2 x 14
6 x 5	152 x 127	0.160	10	-	1 1/2 x 14
6 x 6	152 x 152	0.160	10	-	1 1/2 x 14

Vinyl Seals

Properties:
- Synthetic polymer: Polyvinyl Chloride
- Economical
- Flame resistant
- Moisture resistant
- Temperature range 0F to 140F
- Plasticizers evaporate with age and exposure to UV, Cold, Heat causing hardening, loss of memory, loss of resilience, cracking and crazing

#6 x 3/4" Stainless Steel Sheet Metal Screws furnished
Screw holes slotted for adjustment

All vinyl seals this section

A - clear
B - gold
DKB - dark bronze
no suffix - mill
Vinyl is gray
(exception: •vinyl is black)

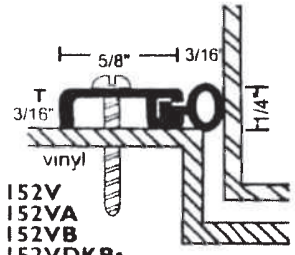

152V
152VA
152VB
152VDKB•

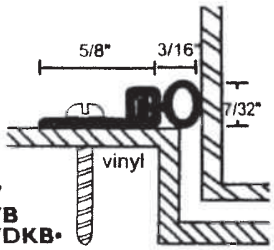

155V
155VB
155VDKB•

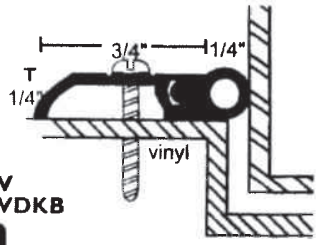

156V
156VDKB

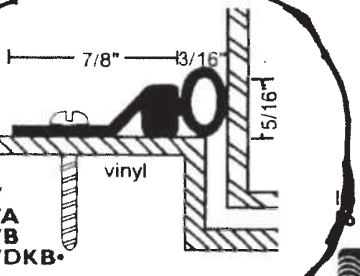

160V
160VA
160VB
160VDKB•

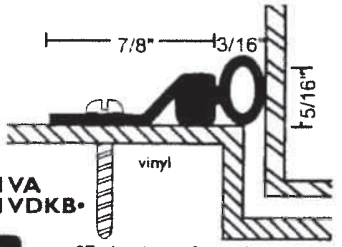

161VA
161VDKB•

.07 aluminum for military specs

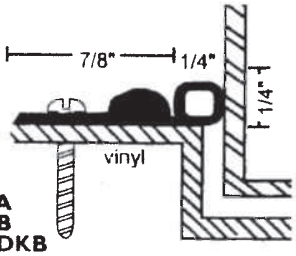

162V
162VA
162VB
162VDKB

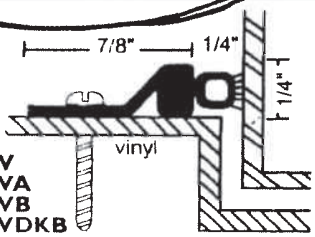

164V
164VA
164VB
164VDKB

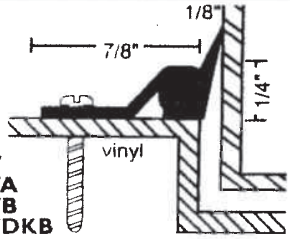

188V
188VA
188VB
188VDKB

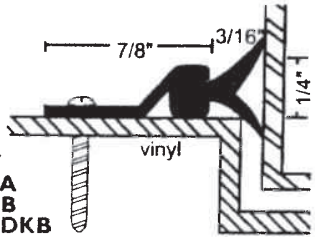

190V
190VA
190VB
190VDKB

Pile Seals

185P
185PA
185PB
185PDKB

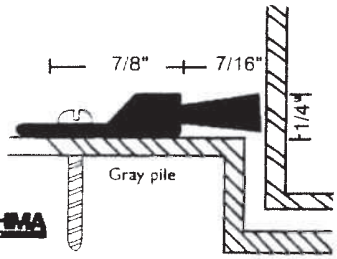

BHMA

161PA
161PDKB

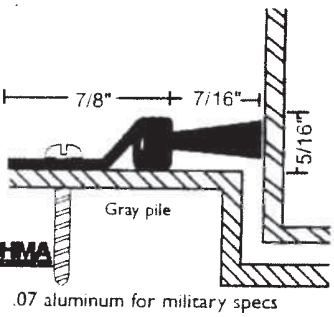

BHMA

.07 aluminum for military specs

Saddle Thresholds

BHMA All thresholds this page

MATERIALS & FINISHES

- Aluminum mill finish
- DKB - Aluminum dark bronze finish

Slip Resistant SIA Finish

All thresholds are available with our slip resistant, non-skid finish for better traction. Suffix "SIA".

**

VINYL FOOT SEAL
used instead of caulking to increase the weather resistance of the threshold. Specify on order

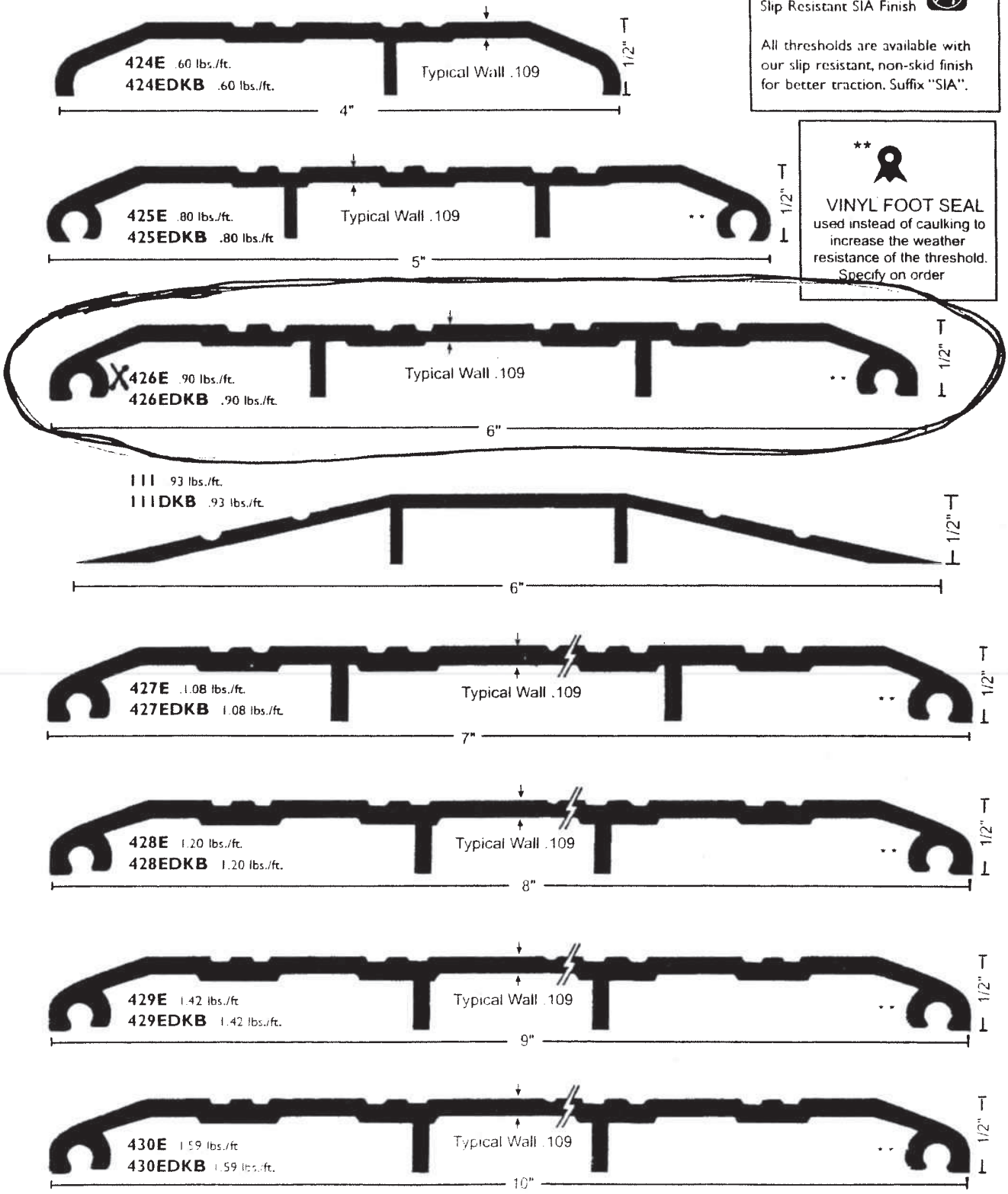

Specifications

Handing:
All D-Series lever locksets are non-handed.

Door Thickness:
1⅛" to 2⅛" (41mm–54mm) standard including Vandlgard® functions.
See accessories (Page 12) for spacers required for 1⅜" doors.

Backset:
2¾" (70 mm) standard. 2⅜", 3¾" and 5" (60 mm, 95 mm, 127 mm) optional.

Faceplate:
Brass, bronze or stainless steel. 1⅛" x 2¼" (29 mm x 57mm) square corner, beveled.

Lock Chassis:
Zinc plated for corrosion resistance.

Latch Bolt:
Steel, ½" (12mm) throw, deadlocking on keyed and exterior functions. ¾" (19 mm) throw anti-friction latch available for pairs of fire doors.

Exposed Trim:
Levers: Pressure cast zinc, plated to match finish symbols.
Roses: Solid brass.

Strike:
ANSI curved lip strike 1¼" x 4⅞" x 1³⁄₁₆" lip to center standard. Optional strikes, lip lengths and ANSI strike box available. See page 11.

Cylinder & Keys:
6-pin Everest C123 keyway standard with two patented nickel silver keys per lock.

Keying Options:
Interchangeable core and Primus® high security cylinders. Master keying, grand master keying and construction keying.

Warranty:
Seven-year limited for all functions including Vandlgard®.

Door Preparation

Lever Designs

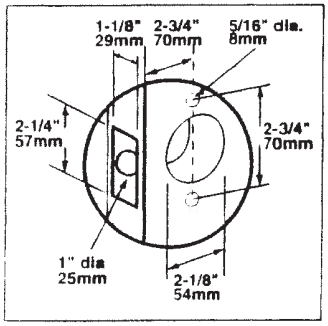

Certifications

ANSI
Meets or exceeds A156.2 Series 4000, Grade 1 strength and operational requirements. Meets A117.1 Accessibility Code.

Federal
Meets FF-H-106C Series 161.

California State Reference Code
(Formerly Title 19, California State Fire Marshal Standard)
All levers with returns comply; levers return to within ½" of door face.

UL / cUL:
All locks listed for A label single doors, 4' x 8'.
Letter F and UL symbol on latch front indicate listing.
Electrified functions are UL19X Listed for single point locking applications.
UL437 Listed locking cylinder optional: specify Primus 20-500 Series cylinder.

Lever Designs & Finishes

606

ATHENS

Symbol: ATH
Material: Pressure cast zinc lever; wrought brass rose
Finishes:
605, 606, 612, 613, 619, 625, 626

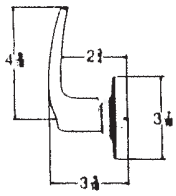

612

RHODES

Symbol: RHO (06)
Material: Pressure cast zinc lever; wrought brass rose
Finishes:
605, 606, 612, 613, 619, 625, 626

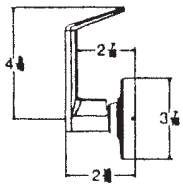

Lever Designs & Finishes

626

SPARTA

Symbol: SPA (17)
Material: Pressure cast zinc lever; wrought brass rose
Finishes:
605, 606, 612, 613, 619, 625, 626

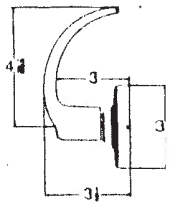

619

OMEGA

Symbol: OME
Material: Pressure cast zinc lever; wrought brass rose
Finishes:
605, 606, 612, 613, 619, 625, 626

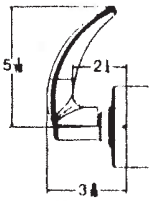

605
Bright Brass

606
Satin Brass

612
Satin Bronze

613
Oil Rubbed Bronze

619
Satin Nickel

625
Bright Chromium Plated

626
Satin Chromium Plated

Keyed functions available with interchangeable core options. Levers are available for full size and small format interchangeable cores.

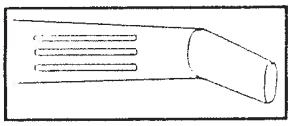

TACTILE WARNING (KNURLING)

Change symbol designation as follows:
8AT for Athens
8RO for Rhodes
8SP for Sparta

Only outside lever is knurled unless otherwise specified.

Not available with Omega trim

Finishes
605 Bright Brass
606 Satin Brass
612 Satin Bronze
613 Oil Rubbed Bronze
619 Satin Nickel
625 Bright Chromium Plated
626 Satin Chromium Plated

Functions

Non-Keyed Locks

SCHLAGE ANSI

ND10S F75



Passage Latch
Both levers always unlocked.

ND12D F89



Exit Lock
Outside lever always fixed. Inside lever always unlocked.

ND12DEL



Electrically Locked (Fail Safe)
Outside lever continuously locked electrically. Unlocked by switch or power failure. Auxiliary latch deadlocks latchbolt when door is closed. Inside lever always free for immediate exit.

ND12DEU



Electrically Unlocked (Fail Secure)
Outside lever continuously locked until unlocked by electric current. Auxiliary latch deadlocks latchbolt when door is closed. Inside lever always free for immediate exit.

ND25D



Exit Lock
Blank plate outside. Inside lever always unlocked.

ND40S F76



Bath/Bedroom Privacy Lock
Push-button locking. Can be opened from outside with small screwdriver. Turning inside lever or closing door releases button.

ND44S



Hospital Privacy Lock
Push-button locking. Unlocked from outside by turning emergency turn-button. Turning inside lever or closing door releases button.

ND170



Single Dummy Trim
Dummy trim for one side of door. Used for door pull or as matching inactive trim.

Keyed Locks

SCHLAGE ANSI

ND50PD F82



Entrance/Office Lock*
Push-button locking. Push-button locks outside lever until unlocked with key or by turning inside lever.

ND53PD F109



Entrance Lock*
Turn/push-button locking; pushing and turning button locks outside lever, requiring use of key until button is manually unlocked. Push-button locking; pushing button locks outside lever until unlocked by key or by turning inside lever.

ND60PD F88



Vestibule/Classroom Security Lock*
Latch retracted by key from outside when outside lever is locked by key in inside lever. Inside lever is always unlocked.

ND66PD F91



Store Lock*†
Key in either lever locks or unlocks both levers.

ND70PD F84



Classroom Lock*
Outside lever locked and unlocked by key. Inside lever always unlocked.

ND73PD F90



Corridor Lock*
Outside lever locked by key outside or push-button inside. Push-button released by rotating inside lever or closing door. When outside lever is locked by key, key must be used to unlock it. Inside lever is always unlocked.

OCT 24 2008

* *Available functions for small format interchangeable core.*

† ***Caution:*** *Double cylinder locks on residences and any door in any structure which is used for egress are a life safety hazard in times of emergency and their use is not recommended. Installation should be in accordance with existing codes only.*

ATTACHMENT 6

Door Frame Scope and Specifications

STEELCRAFT®

F16 AND F14-SERIES FLUSH FRAMES

HD X-HD



FEATURES AND BENEFITS:

Steelcraft F-Series Flush Frames offer the following unique features, which enhance long term functionality and durability:

1. **Die-mitered corner connections** (head/jamb) Standard corners insure attractive, tight and closed miters.
2. **Patented universal hinge preparations** allow for easy field conversion from standard weight (.134) hinges to heavy weight (.180) hinges.
3. **Adjustable base anchors** allow for installation adjustment when the floor is not level.
4. **Rubber silencers** are factory installed.
5. **Factory applied baked on rust inhibiting primer** in accordance with ANSI A250.10.

ABOUT THE PRODUCT:

The F16 and F14-Series 3-Sided Flush Frames are designed for heavy and extra-heavy duty applications in both commercial and institutional buildings. They can be installed in both interior and exterior locations, and in virtually all types of buildings and wall constructions. These frames are to be installed as part of the wall framing sequence. They can be specified and/or supplied as either KD (knock-down) for field assembly prior to installation, or SUA (set-up and welded) for installation as a pre-welded unit.

APPLICATIONS:

The F-Series Frames are typically used in the following types of wall constructions:

Wall Construction	Application	Typical Wall Anchors
Masonry	wrap or butted	Wire masonry
Existing masonry	butted	Bolted through soffit
Wood stud	wrap	Lock-in wood stud anchor
Steel stud	wrap	Lock-in steel stud anchor

SPECIFICATION COMPLIANCE:

1. Overall frame construction for the Steelcraft F16 and F14-Series Flush Frames meet the requirements of ANSI A250.8-1998 (commonly referred to as SDI-100).
2. Hardware preparations and reinforcements are in accordance with ANSI A250.6-1997. Locations are in accordance with ANSI/DHI A115.

FIRE RATINGS:

The F-Series Frames meet the broadest fire rating requirements. They are listed for installations requiring compliance to both negative pressure testing (ASTM E152 and UL-10B) and positive pressure standards (UBC 7-2 and UL-10C). Refer to the "Fire Rated" section of the Steelcraft Spec Manual for particular listings.

Steel Thickness	Opening	Usage Frequency[1]	Applications
14 gage (1.7mm)	Interior & Exterior	Extra-heavy to Maximum duty	• 16 & 14 gage steel doors
16 gage (1.3mm)	Interior & Exterior	Heavy to Extra-heavy duty	• 20, 18 & 16 gage steel doors • Commercial grade wood doors
Steel Type	**Opening**		**Applications**
CRS	Mainly Interior		• Typical building conditions
Galvannealed[2]	Mainly Exterior		• Used in locations with high humidity and/or weather exposure

MATERIAL:

F-Series Frames are supplied from either 14 gage (1.7mm) or 16 gage (1.3mm) steel. Depending on environmental and usage conditions, the steel can be either cold rolled steel (CRS) or galvannealed. All frames are supplied with a factory applied baked on primer for ultimate field paint adhesion.

[1] Usage frequency is based on ANSI A250.8-1998
[2] Reinforcements for galvannealed frames are also galvannealed

OCT 24 2006

Details are subject to change without prior notice.

© 2000 Steelcraft Co.
Printed in USA

FLUSH FRAMES

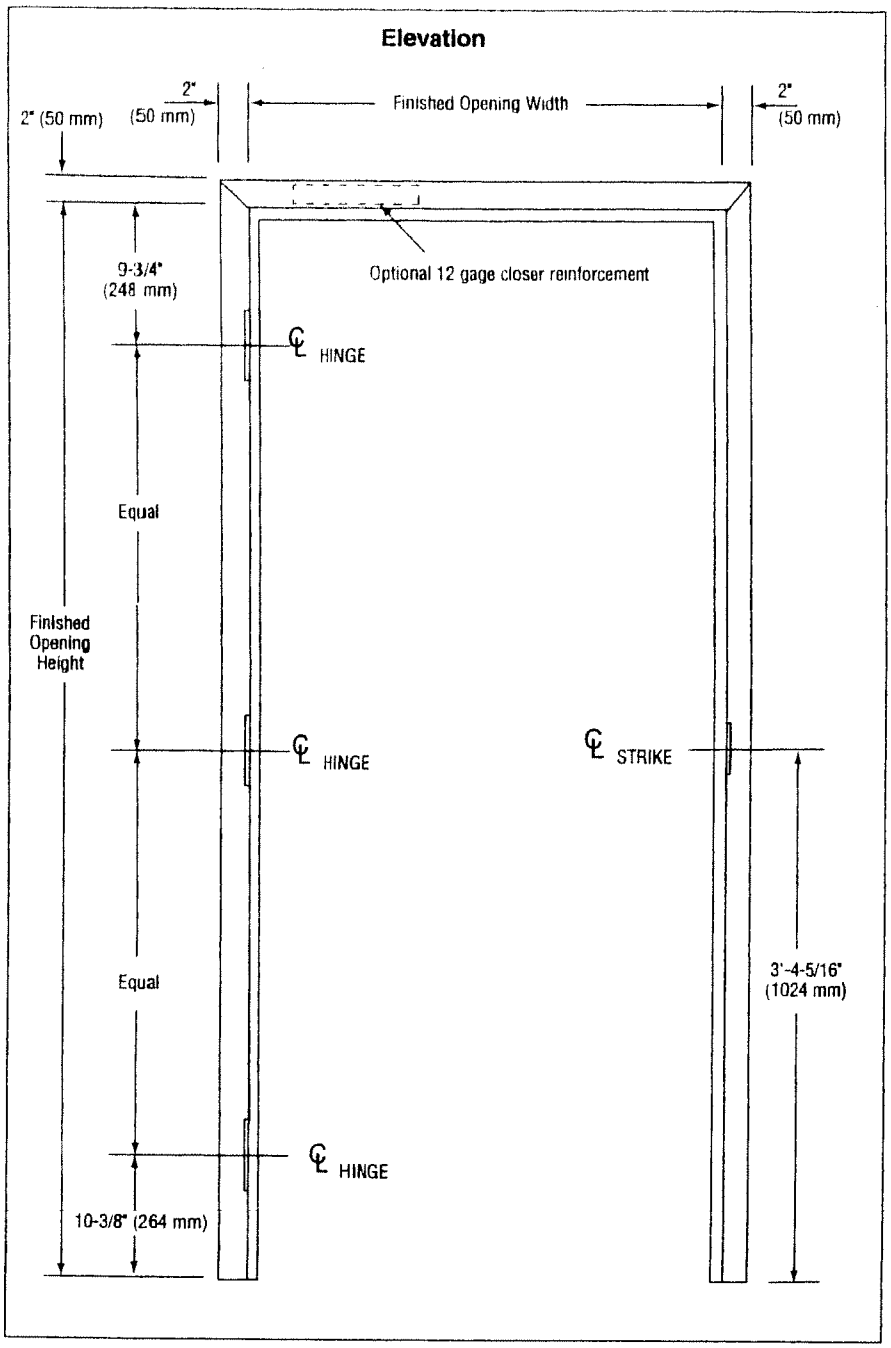

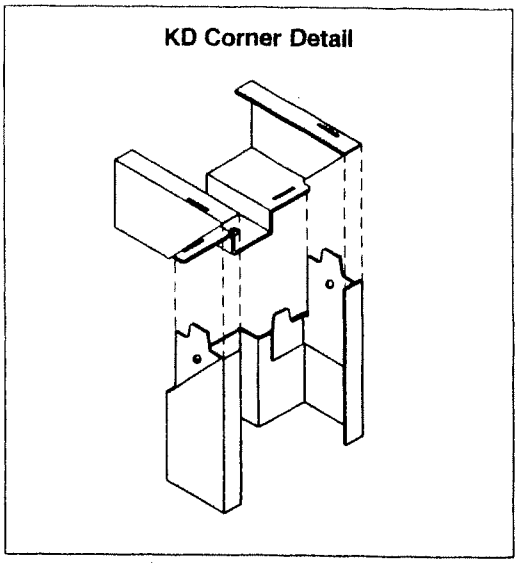

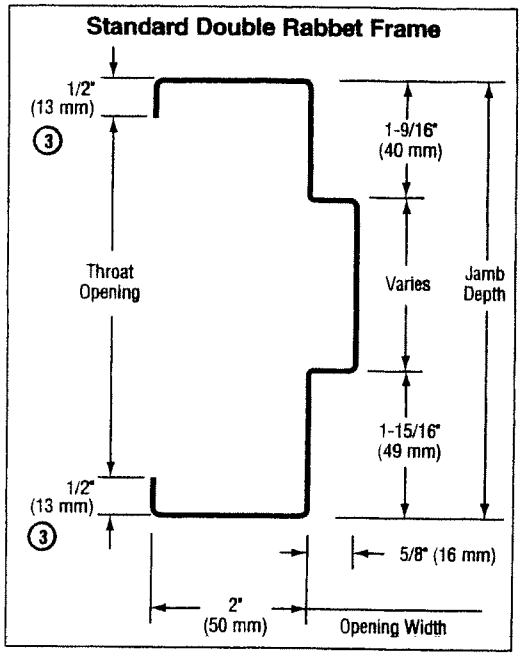

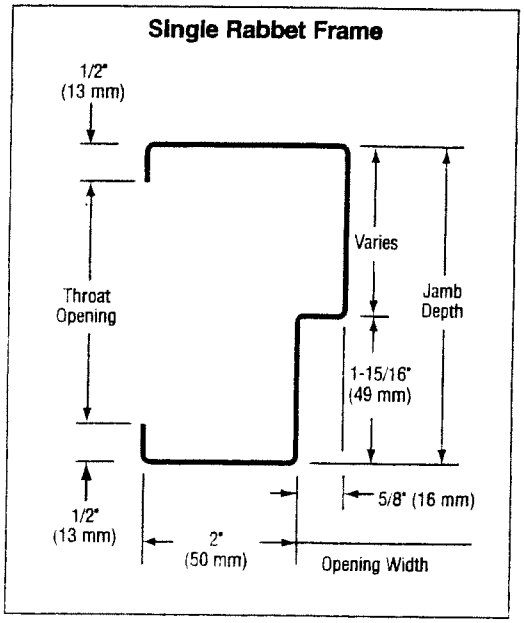

CONSTRUCTION NOTES:

1. **Door opening size maximum:**
   Single door opening size 5'0" x 11'0" (1524mm x 3353mm)
   Double door opening size 10'0" x 11'0" (3048mm x 3353mm)
2. **Jamb depths (profile) availability:**
   Single rabbet:
   minimum = 3" (76mm)
   maximum = 12¾" (324mm)
   Double rabbet:
   minimum = 4¾" (121mm)
   maximum = 14¾" (375mm)
3. **Standard profile dimensions (variations available):**
   Face = 2" (50mm)
   Stop = ⅝" (16mm)
   Returns = ½" (13mm) all frames except 5¾" (146mm) which is 7/16" (11mm)
4. **Standard die-mitered corners:**
   Four (4) concealed tabs interlocking head and jambs

Universal Mortise Hinge Prep

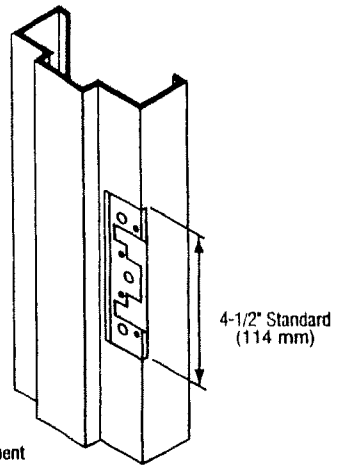

4⅞" Strike Prep

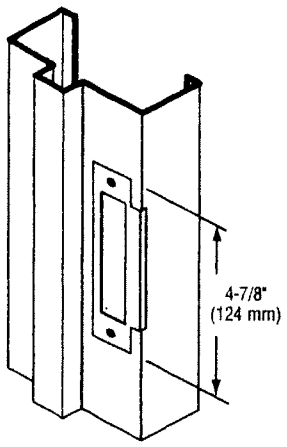

Rubber Silencer

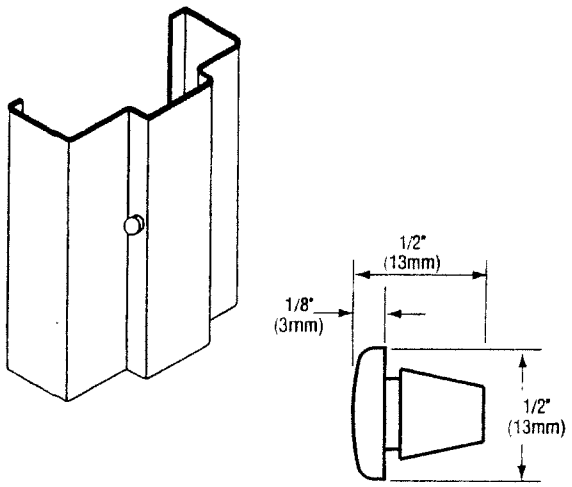

Optional 4" (102mm) Head Detail

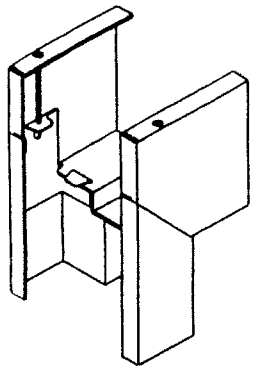

Welded Corner

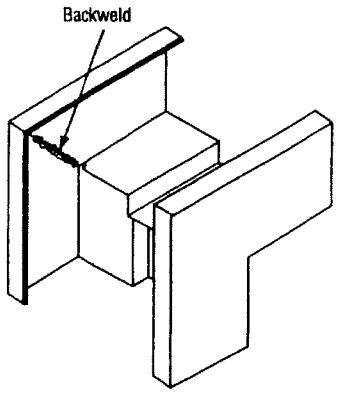

GENERAL NOTES:

1. **Frame profile** – variations in jamb depths available in ⅛" (3mm) increments:
   Single rabbet – typically for walls less than 3¾" (95mm) thick (2" min.[50mm])
   Double rabbet – typically for walls 3¾" (95mm) thick and over
2. **Corner connections:**
   - **KD (knock-down)** – Factory die-mitered
     Double rabbet frames – 4 tabs per miter
     Single rabbet frames – 3 tabs per miter
   - **Corner Connections – SUA (set-up and welded)** Available when specified, and in accordance with ANSI A250.8-1998.
3. **4" (102mm) heads** – die mitered for use with 2" (50mm) face double rabbet jambs. Available when specified for KD or SUA applications.
4. **Standard hardware preparations:**
   Standard mortised and reinforced with mortar guards for:
   - **Universal hinge preps** – 4½" (114mm) patented preparation which allows easy and quick conversion from standard to heavy weight hinges.
   - **Strikes** – 4⅞" (124mm) conforming to ANSI A115.1 and ANSI A115.2.
5. **Rubber silencers**: All frames are supplied with factory installed silencers to cushion the closing of the door and to eliminate the field problems related to installing the silencers after the frames are installed and grouted. Three (3) silencers per strike jamb and two (2) per double door head.

Wire Masonry Anchor

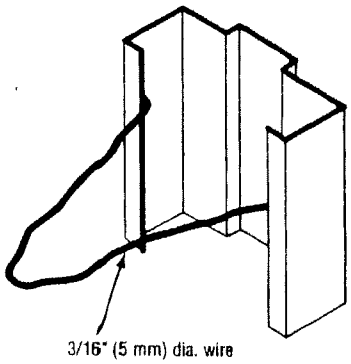

Existing Wall Anchor

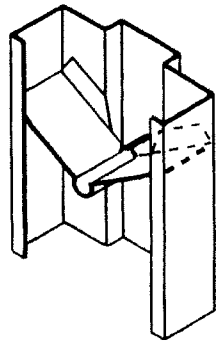

Adjustable Base Anchor

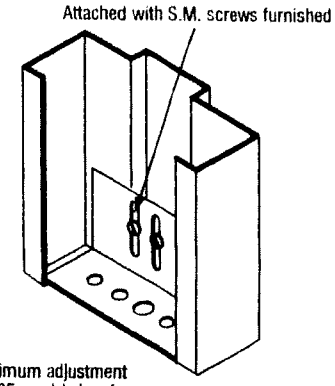

Anchor for Stud Partitions

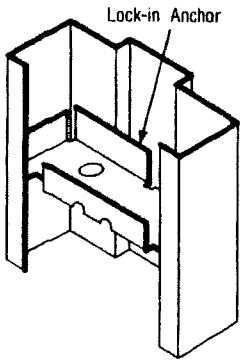

Anchor for Wood Stud Partition

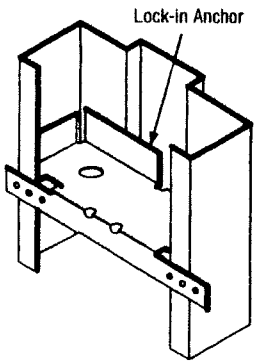

Universal Stud Anchor

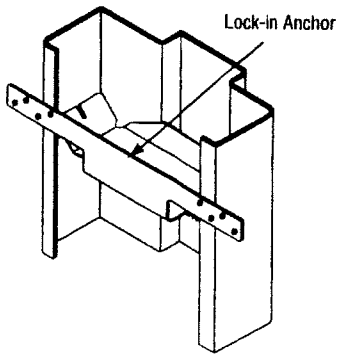

ANCHORING AND INSTALLATION NOTES:

1. **F16 and F14-Series Commercial and Institutional Frames** are supplied standard with masonry wire or lock-in jamb anchors and adjustable base anchors. Anchors are designed for maximum wall/frame engagement and installation flexibility.
2. **Anchoring applications:**
   - **Masonry wall** – Masonry wire anchors (3/16" [5mm] dia.) provide maximum engagements in mortar joints, and allow for full internal grouting during installation. Adjustable base anchors are attached directly to the floor and adjusted. The wall is built around the anchored frame. (Refer to installation sheet #INS-2004.)
   - **Existing masonry walls (EMA)** – Specifically designed (18 Ga. steel) jamb anchors are used to add support for bolting the frame into the rough opening of an existing wall. An existing wall anchor is used as the base anchor in this application. (Refer to installation sheet #INS-2014.)
   - **Wood stud walls** – Lock-in (18 Ga. steel) jamb anchors are designed to be attached to the wood stud rough opening. After the frame is anchored, the wallboard is installed and finished. (Refer to installation sheet #INS-2005.)
   - **Steel stud walls** – Lock-in (18 Ga. steel) jamb anchors are designed to be attached to the webbing of the closed steel studs which are built around the frame. Adjustable base anchors are attached directly to the floor and adjusted. After frame is anchored, the wallboard is installed and finished. (Refer to installation sheets #INS-2006 and 2007.)
3. **Special frame anchorage:** Frame anchorage details shown on this sheet are applicable to double rabbet frames with 2" (50mm) faces. Anchorage details and availability of lock-in anchors will vary with the following frame profile changes:
   - **Single rabbet** – all details will vary.
   - **Double rabbet** – over 8¾" (222mm) jamb depth
4. **Installation caution notice:** When temperature conditions necessitate an additive to be used in the plaster or mortar to prevent freezing, the contractor installing the frames shall coat the inside of the frames in the field with a non-corrosive bituminous material.
5. Installation shall conform to the published Steelcraft installations instructions, SDI 105 *Recommended Installation Instructions for Steel Frames*, and ANSI/DHI A115-IG *Installation Guide for Doors and Hardware.*
6. All fire rated frames must be installed in accordance with NFPA Pamphlet 80 and the *Authority Having Jurisdiction.*

ATTACHMENT 7

Window Scope of Work Including Measurements and Specifications

City of Tuttle Gas Station Window Measurements
And
Scope of Work

- **Window measurements are listed as approximate Width X Height; Contractor to field verify.**
- **All window bars shall be removed and properly disposed.**
- **Caulking shall be removed from outside edges of window and properly disposed prior to window removal.**
- **All removed windows shall be properly disposed.**
- **Window lintels and any remaining metal with lead-based paint shall be wet scraped and sealed with a DEQ approved encapsulant (See Attachment 4).**
- **Interior and Exterior window sills shall be HEPA vacuumed and wet washed to remove remaining lead dust. Once loose paint and lead dust is removed, window sills shall be sealed with a DEQ approved encapsulant (See Attachment 4).**
- **Attached is a Floor Plan with designated window numbers that correspond with the numbers on this Scope of Work.**
- **Specifications for replacement windows are attached.**

1. 4’6” X 6’ 4 ¾” - Window to be 4ft single hung opening window with top remainder to be fixed mapes panel all within one frame unit.

2. Window is a non-opening window. Frame is to be wet scraped and sealed with a DEQ approved encapsulant (See Attachment 3)

3. Window is a non-opening window. Frame is to be wet scraped and sealed with a DEQ approved encapsulant (See Attachment 3)

4. 4’6” X 6’ 4 ¾” - Window to be 4ft single hung opening window with top remainder to be fixed mapes panel all within one frame unit.

City of Tuttle Gas Station

NOT TO SCALE

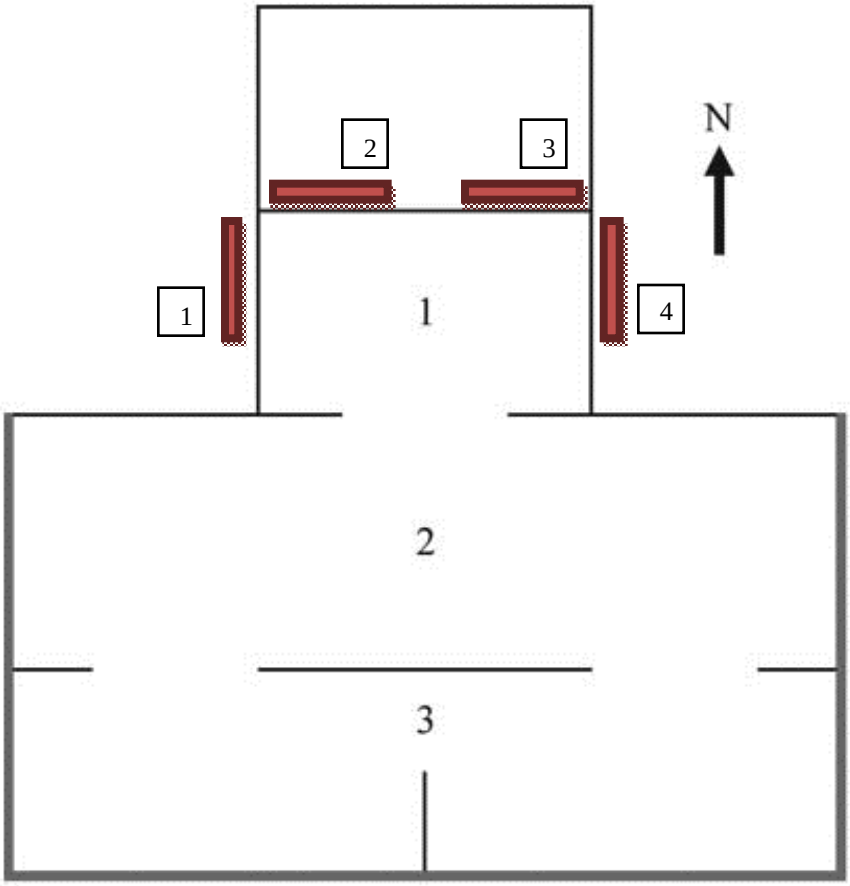

Series 2700 Technical Information.

GENERAL: Furnish General Aluminum Series 2700 windows in all openings where shown on plans or called for in specifications. Aluminum windows shall be manufactured by General Aluminum Company, Dallas, Texas and conform to the following specifications: 2700 Series/H-R40.

REQUIREMENTS: Window frame and sash members shall be commercial quality 6063-T5 extruded aluminum. The perimeter of the vent shall be completely weatherstripped with fin seal or compressible vinyl. Each unit shall be equipped with cam locks, secured by screws and easily replaceable. Spiral balances shall be adjustable and can be replaced.

SCREENS: Screen frame shall be roll formed aluminum, tubular shape, and wired with 18x16 mesh fiberglass screen cloth with removable spline for rewiring.

FINISH: Exposed surface of aluminum members shall be clean and free from serious surface blemishes. Available in white, terra beige or bronze electrostatically baked on enamel painted finish uniform in color.

CONSTRUCTION: All joints of the frame shall be interlocked and mechanically joined by means of screws securely fitted into extruded aluminum screw bosses and assembled in a manner to provide permanent, weathertight joints. The joint formed by the jamb at the sill frame shall be made weathertight by an approved sealant. All sash members shall be firmly joined with interlocking mechanical joints, with screws securely fitted into extruded aluminum screw bosses. Frame members shall have integral installation fins at head, jamb and sill.

AA® MA AAMA CERTIFICATION PROGRAM AMERICAN NATIONAL STANDARDS INSTITUTE

SERIES: 2700 SH AAMA/NWWDA 101/I.S. 2-97 H-R40 48 x 72 H-R40 89 x 72 (MULL)

THIS PRODUCT HAS MET RATES IN ACCORDANCE WITH NFRC 100 STANDARD

National Fenestration Rating Council Accredited Certification Program

GLAZING FOR 2700: Window units shall be factory glazed with sealed, insulating SPACEGLASS®. All single hung windows shall have interior snap-on type extruded vinyl-glazing bead compatible with aluminum. The standard insulated glass is manufactured with 1/2" air space and overall thickness of 11/16". Fixed light picture windows are available on request outside-glazed with an overall thickness in 11/16" or 3/4" sealed, insulating SPACEGLASS®, depending on size unit required. Also available in triple glazed version consisting of two 1/4" air spaces for an overall thickness of 13-16".

Ordering and Delivery

To order General Aluminum's quality-crafted Enhanced Performance Tilt Windows, or to find out more about our complete line of windows and doors, contact the Distributor listed below or call 1-800-727-0835. With our own fleet of trucks making deliveries nationwide, we can meet tight construction schedules with great dependability.

Distributed by:

© 2010 GENERAL ALUMINUM CO PRINTED IN U.S.A.

GENERAL ALUMINUM

For The Best Views In America

P.O. Box 819022, Dallas, Texas 75381

GENERAL ALUMINUM CO. reserves the right to change materials, designs and/or construction without notice or liability



THE HIGH PERFORMANCE TILT WINDOW

GENERAL ALUMINUM

For The Best Views In America.

2700 Series

The High Performance Tilt Window



Home Buyers Love The Comfort... and Low Energy Bills.

If high performance energy efficiency is what your home buyer prospects are looking for, General Aluminum has just the window to close the sale. The High Performance Tilt Window features a thermally-broken frame and sash to offer the ultimate in preventing heat loss and gain.

1. Fast installation with 1" nailing fins at jambs, head and sills of frame.
2. Easily adjustable spiral sash balances.
3. Sash stops of extruded aluminum permanently attached to jambs.
4. Knife-edged window screens feature locking pin for tight fit.
5. Snap locking pivot pins for easy sash removal.
6. Strong, positive lock snaps firmly into place for protection against intruders.

LOW-E GLASS Makes Our High Performance Windows Perform Even Higher!

Both Double-glaze and Triple-glazed High Performance Tilt Windows are available with LOW-E GLASS. With HP glass and our revolutionary thermal-break design, our newest window becomes unbeatable in terms of energy efficiency. According to NFRC, the double-glazed with LOW-E glazing option has a Certified "U" value of .45 SHGC of .35

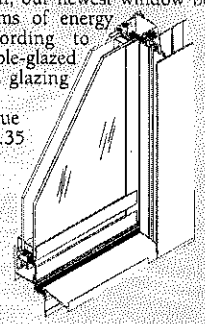

A Full Range of Sizes, Configurations and Colors

General Aluminum's High Performance Tilt Window is available in all the sizes and configurations your design or architectural style may call for. Offered in **white, terra beige and bronze.**

SERIES 2700

HIGH PERFORMANCE TILT WINDOWS

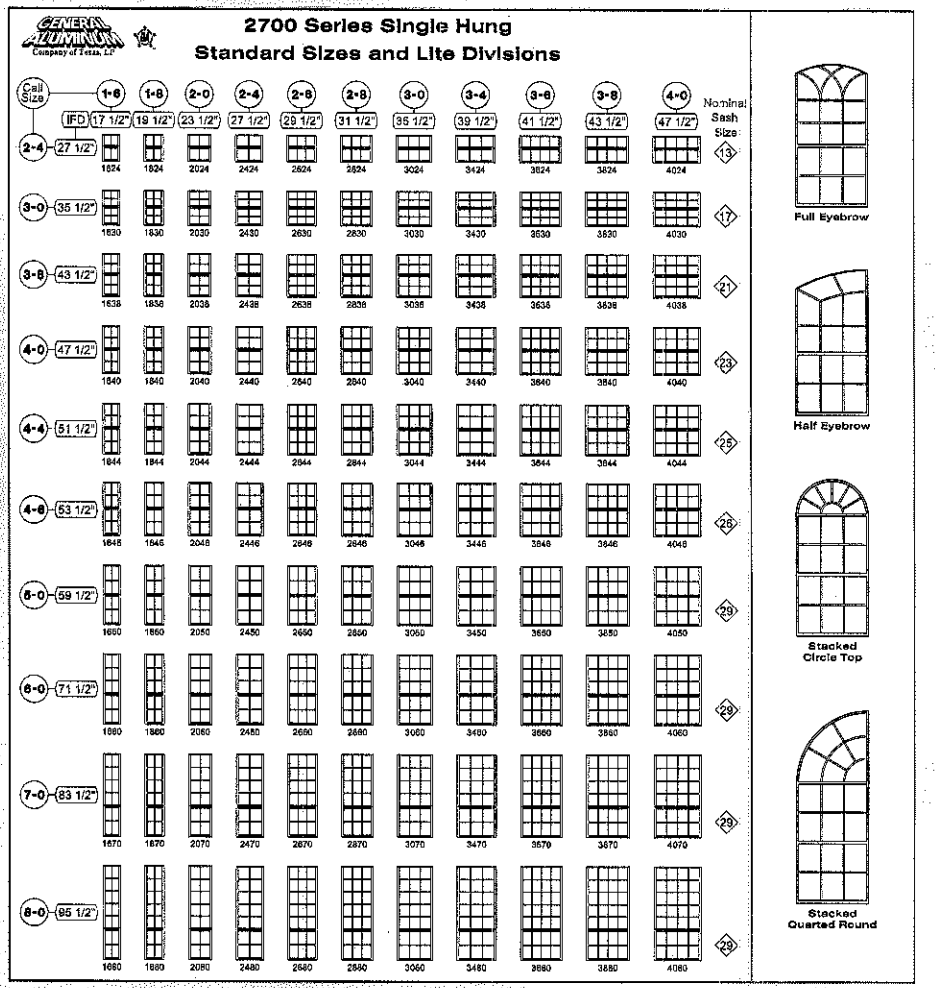

Purchase Order

CHANGE ORDER **Dispatch via Print**

Purchase Order	Date	Revision	Page
2929020524	10/01/2015	1 - 12/22/2015	1

Payment Terms	Freight Terms	Ship Via
0 Days	Free on board at Destination	Common

Buyer	Phone	Currency
Stacey Haines (090)	405/522-4804	USD

Dept of Environmental Quality
OK DEPT OF ENVIRONMENTAL QUALITY
SHIPPING & RECEIVING
707 N ROBINSON
OKLAHOMA CITY OK 73102

Ship To: OK DEPT OF ENVIRONMENTAL QUALITY
SHIPPING & RECEIVING
707 N ROBINSON
OKLAHOMA CITY OK 73102

Supplier: 0000074805
TEC-AN INC
2517 S PURDUE DR
OKLAHOMA CITY OK 73128-1830

Bill To: OK DEPT OF ENVIRONMENTAL QUALITY
ADMINISTRATIVE SERVICES
PO BOX 1677
OKLAHOMA CITY OK 73101-1677

Tax Exempt? Y **Tax Exempt ID:** 736017987

Line-Sch	Cat CD / Item Id	Description	Quantity	UOM	PO Price	Extended Amt	Due Date
1- 1	77101700 / 1000013607	SERVICE: CAP, IDIQ, Environmental Services	1.0000	JA	**50,300.0000**	50,300.00	10/01/2015

Total PO Amount 50,300.00

COMMENTS:
IDIQ CONSULTANT SERVICES PURSUANT TO O.S. 61 § 62.2.
.
CONTRACT TERM: COMMENCING UPON NOTICE TO PROCEED, ENDING UPON COMPLETION OF PROJECT.
.
CAP PROJECT NUMBER: ID16004-04
AGENCY: OKLAHOMA DEPARTMENT OF ENVIRONMENTAL QUALITY
PROJECT: IDIQ ENVIRONMENTAL SERVICES FOR ASBESTOS AND LEAD-BASED PAINT ABATEMENT AT THE FORMER GAS STATION LOCATED AT 408 WEST MAIN IN TUTTLE, OKLAHOMA. SITE CLEANUP ASSISTANCE PROGRAM - ASBESTOS AND LEAD-BASED PAINT ABATEMENT. JUSTIFICATION: UNDER THE SITE CLEANUP ASSISTANCE PROGRAM, DEQ WILL HIRE A CONTRACTOR TO PERFORM ASBESTOS AND LEAD-BASED PAINT ABATEMENT AT THE FORMER GAS STATION IN TUTTLE, OKLAHOMA. THROUGH THE CONSTRUCTION AND PROPERTIES ID IQ PROGRAM, TEC-AN, INC. HAS BEEN CHOSEN TO PERFORM THIS WORK AS PER THE ATTACHED STATEMENT OF WORK.
.
SUPPLIER CONTACT: GARY COOK | GARY@TEC-AN.COM | 45-681-7076
.
AGENCY CONTACTS:
MARY JOHNSON | 405-702-5150 | MARY.JOHNSON@DEQ.OK.GOV
ALISHA GRAYSON | 405-702-5100 | ALISHA.GRAYSON@DEQ.OK.GOV
KENDALL KELTON : KENDALL.KELTON@DEQ.OK.GOV

CAP CONTACTS
STACEY TUCKER | 405-522-4804 | STACEY.HAINES@OMES.OK.GOV
LAURIE RYAN | 405-522-6762 | LAURIE.RYAN@OMES.OK.GOV
.
AGENCY REQ: 2920004622
.
FY 2016
FOR AGENCY USE ONLY
DEQ IS AN EQUAL OPPORTUNITY EMPLOYER
FUNDING: 292049316
SEPTEMBER 28, 2015

Change Order #1: Increase line one by $1,400.00 per amendment to proposal.
Stacey Tucker 12-22-15

Authorized Signature

State of Oklahoma
Office of Management and Enterprise Services
Division of Capital Assets Management
Construction and Properties

Change Order Request

To: ☒ CONSTRUCTION & PROPERTIES
☐ REAL ESTATE AND LEASING SERVICES

PEOPLESOFT REQUISITION #	2920004180
PURCHASE ORDER #	2929020524
CONTRACT ID #	ID16004-04
CHANGE ORDER #	1
OMES BUYER:	Stacey Haines (090)

BUSINESS UNIT #:	**AGENCY:**	**AGENCY REQ #**
29200	Department of Environmental Quality	

PeopleSoft Vendor ID # 0000074805

Name & Address:
TEC-AN INC
Attn: Gary Cook
2517 S Purdue Dr
Oklahoma City, OK 73128

Notify Vendor: Yes ☒ No ☐

Detailed justification for change is required:

Provide soil, sod and gravel to replace lead contaminate soil and gravel from around the Former Tuttle Gas Station to establish controls in area surrounding the building.

Line Item #	Item ID Description		From	To	Net Change (+ or -)
1	1000013607 SERVICE: CAP, IDIQ, Environmental Services	Unit Quantity	1	1	0
Schedule #		Unit of Measure	ja	ja	
		Unit Price	$48,900.0000	$50,300.0000	$1,400.0000
1		Total Line Item Amount	$48,900.0000	$50,300.0000	$1,400.0000

Funding Summary:

Dist Line #	Amount	GL Unit	Account	Sub Acct	Fund Type	Class Funding	Dept	Bud Ref	CFDA	Operating Unit	Difference (+ or – or same)
1	50,300.00	29200	561140	10	1000	20000	6100001	16			+$1,400.00

Line Item #	Item ID Description		From	To	Net Change (+ or -)
		Unit Quantity			0
Schedule #		Unit of Measure			
		Unit Price			$0.0000
		Total Line Item Amount	$0.0000	$0.0000	$0.0000

Funding Summary:

Dist Line #	Amount	GL Unit	Account	Sub Acct	Fund Type	Class Funding	Dept	Bud Ref	CFDA	Operating Unit	Difference (+ or – or same)

New Purchase Order
Total: $50,300.00

Division of Capital Assets Management
Processed By: Stacey Tucker

Digitally signed by Stacey Tucker
DN: cn=Stacey Tucker, o=OMES, ou=CAP, email=Stacey.Tucker@omes.ok.gov, c=US
Date: 2015.12.22 08:33:35 -06'00'
Adobe Acrobat DC version: 2015.006.30060

Date:

Signature of Person Requesting Change:

Phone: 405/702-1166 Date: 12/21/15

E-Mail: Kendall.Kelton@DEQ.OK.GOV

Signature of Agency Approving Authority:

Phone: 405/702-1116 Date: 12/21/15

E-Mail: Irelita.Jones@DEQ.OK.GOV

Tec-An, Inc.
Technical Environmental Consulting & Analysis

December 15, 2015

Oklahoma Department of Environmental Quality
Attn: Ms. Alisha Grayson
P. O. Box 1677
Oklahoma City, Ok. 73101-1677

RE: Former Tuttle Gas Station
Change Order #01
PO# 2929020524

Ms. Grayson

Pursuant to our conversation the following is a proposal for Change Order #01 to provide soil, sod, gravel and labor to replace removed lead contaminated soil and gravel from around the Former Tuttle Gas Station.

Change Order #01 includes the following steps for completion;

1. Place approximately 2" of new soil on three sides of the building.
2. Place approximately 360 square feet of new Bermuda sod on three sides of the building over the newly installed soil.
3. Place approximately 2" of new gravel on the front side of the building under the drive through area.

Fee break down.

1.	Soil	$ 100.00
2.	Sod	$ 250.00
3.	Gravel	$ 50.00
4.	Labor to install	$1,000.00
5.	TOTAL	$1,400.00

We are also requesting an additional 10 day extension to the original project.

Tec-An, Inc / 2517 S. Purdue, OKC, OK 73128 / Ph) 405-681-7076 / Fx) 405-681-7256 / info@tec-an.com / www.tec-an.com

Justification for this Change Order #01 is to establish an interim control method of any potential lead in the targeted area around the building.

Respectfully

Gary J. Cook: President

Tec-An, Inc / 2517 S. Purdue, OKC, OK 73128 / Ph) 405-681-7076 / Fx) 405-681-7256 / info@tec-an.com / www.tec-an.com

Final Remediation Reports

Tec-An, Inc.
Technical Environmental Consulting & Analysis

DEQ
707 N. Robinson
Oklahoma City, OK 73101

Aug. 16, 2016

Re: Documentation Close- Tuttle Gas Station
Attn: Alisha Grayson

CAP Project # 16004-04 with PO # 2929020524 for the Former Gas Station in Tuttle for Asbestos, LBP and Lead Dust Remediation has been completed. This letter certifies that all asbestos, lead cleaning/removal/disposal and new window/door installation work has been completed according to the original and CO #1 work scope specifications. All applicable test reports and other documentation is included with this letter.

Asbestos

Remove/dispose by OSHA Class II procedures 100 square feet of asbestos Transite exterior siding materials.

Replace 100 Sq. ft. of of exterior siding materials with fiber cement board, caulk and seal edges.

All Asbestos waste was disposed of properly, with receipts enclosed.

LBP

Unit removal/disposal/replacement of 2 exterior doors as identified on the specification and drawing.
Unit removal/disposal/replacement of 2 exterior windows as identified on the specification and drawing.

Utilized wet scrapping then sealed with Fiberlock LBC Lead barrier 2 window frames and lintels in room #1 as identified on the drawing
Utilized wet scrapping then sealed with Fiberlock LBC Lead barrier the interior metal ceiling of Room #1
Utilized wet scrapping then sealed with Fiberlock LBC Lead barrier all the exterior walls, soffit, fascia and metal driveway cover.

HEPA vacuum / hand rake/ clean the visible paint chips/debris on the exterior soil and gravel around the perimeter of the building

All floor cleaning was performed with TSI/water mixture, mops and buckets. All wash water was collected, analyzed and disposed of properly. See lab analysis report

Install approx. 2" of new soil and 360 Sq. Ft. of Bermuda on 3 sides of the building
Install approx. 2" of new gravel on the front driveway side of the building

A TCLP test was performed on the bulk waste, windows and doors. It was determined that All LBP vacuum waste, debris chips, chemical removal waste, wash water filters, mop heads, towels and other cleaning items including the windows and doors were disposed of as Non-Hazardous Waste. See lab report and disposal receipts.

Other general project waste and construction waste was disposed in the general Lic. Oklahoma landfills. See landfill receipts

New doors and windows were installed. (2 windows 2 hollow metal doors)

Thank you for the opportunity to conduct the stated project. Please contact us when our services are needed again.

Respectfully,

Donald J. Nist
TEC-AN, Inc.

ENVIRONMENTAL TESTING, INC.

4619 N. Santa Fe
Oklahoma City, OK 73118
405.488.2400 Phone
405.488.2404 Fax
www.etilab.com

Tec-An Inc.	Project: Tuttle, OK	
2517 S. Purdue Ave.	Project Number: Tuttle Gas Station	**Reported:**
Oklahoma City OK, 73128	Project Manager: Mr. Don Nist	12/18/15 16:36

Composite Waste - PPE, Doors, Windows, Soil, Mops

E5L0268-01 (Solid) - Sampled: 12/07/15 15:00

Analyte	Result	Reporting Limit	Units	Dilution	Batch	Analyst	Analyzed	Method	Qualifiers
Environmental Testing, Inc.									
TCLP Extraction by EPA 1311									
TCLP Extraction	Completed		N/A		EDL0394	LSB	12/16/15 20:15	EPA 1311	
TCLP Metals by 6000/7000 Series Methods									
Lead	**0.498**	0.100	mg/L	1	EDL0391	LSB	12/18/15 13:35	EPA 6010C	
Metals Digestion	Completed		N/A		EDL0391	LSB	12/17/15 19:50	EPA 3010A	

OK
REG.
WASTE

Environmental Testing, Inc.

James Vandersee For Russell Britten, President

The results in this report apply to the samples analyzed in accordance with the chain of custody document and meet all laboratory accreditation requirements unless noted otherwise. This analytical report must be reproduced in its entirety.

ENVIRONMENTAL TESTING, INC.

4619 N. Santa Fe
Oklahoma City, OK 73118
405.488.2400 Phone
405.488.2404 Fax
www.etilab.com

Tec-An Inc.	Project: Tuttle, OK	
2517 S. Purdue Ave.	Project Number: Tuttle Gas Station	**Reported:**
Oklahoma City OK, 73128	Project Manager: Mr. Don Nist	12/18/15 16:36

Cleaning Water

E5L0268-02 (Aqueous) - Sampled: 12/07/15 15:15

Analyte	Result	Reporting Limit	Units	Dilution	Batch	Analyst	Analyzed	Method	Qualifiers
Environmental Testing, Inc.									
Conventional Chemistry Parameters by Standard Methods									
Phosphorus (total)	**2.75**	0.750	mg/L	5	EDL0424	BLG	12/18/15 15:50	SM 4500-P B 5	T-01
Metals by EPA 6000/7000 Series Methods									
Lead	**0.0302**	0.0100	mg/L	1	EDL0389	LSB	12/18/15 12:14	EPA 6010C	
Metals Digestion	Completed		N/A		EDL0389	LSB	12/17/15 19:25	EPA 3005A	

OK

CHAIN OF CUSTODY RECORD

ENVIRONMENTAL TESTING, INC.
4619 NORTH SANTA FE AVE.
OKLAHOMA CITY, OK 73118
(405) 488-2400
FAX: (405) 488-2404

Oilab

PAGE: 1 OF 1
SAMPLE SERIES #: E5L0268
SHADED AREAS FOR LABORATORY USE ONLY

COMPANY: TEC-AN, INC.
ADDRESS: 2517 S. PURDUE AVE
OKC, OK 73128
PHONE #: 405-681-7076
EMAIL: DONNIST@TEC-AN.COM
P.O. #: 1510-07
CLIENT CONTACT: DON NIST
PROJECT #: TUTTLE GAS STATION MANAGER:
SITE LOCATION: TUTTLE, OK

SAMPLE TYPE
1. WATER
2. SOIL
3. SLUDGE
4. OIL
5. OTHER

CONTAINER TYPE
P-PLASTIC
G-GLASS
V-VOA
O-OTHER
T-TEFLON

ETI SAMPLE #	CLIENT SAMPLE IDENTIFICATION	SAMPLE TYPE	CONTAINER SIZE	CONTAINER TYPE	CONTAINER #	SAMPLING DATE	SAMPLING TIME	PRESERVATIVES	ANALYSIS: Pb-TCLP			Pb	PHOSPHORUS							LAB COMMENTS
1	Composite Waste-PPE, Doors, Windows, Soil, Mops	5		P	1	12/7/15	3pm	NA.	X											
2	Cleaning Water	1		P	1	12/7/15	5:15pm	NA				X	X							

RECEIVED ON ICE: ☐ Y ☒ N @3.2°C
EQUIPMENT #: E00184

SAMPLER: D. NIST

FIELD PH:
TEMP:
TIME:
COND:
CALIB: ☐ 4 ☐ 7 ☐ 10

REQUESTED TURNAROUND TIME:
☐ ~~REGULAR (5 DAYS)~~

RUSH REQUIRED: (ADDITIONAL FEES MAY APPLY)
☒ 3 DAYS ☐ 2 DAYS ☐ 1 DAY

RELINQUISHED BY:	DATE: 12/11/15 TIME: 4:00 PM	RECEIVED BY:	DATE: 12-11-15 TIME: 4:00 PM
RELINQUISHED BY:	DATE: 12-15-15 TIME: 11:26 AM	RECEIVED BY: Clayton	DATE: 12/15/15 TIME: 1126
RELINQUISHED BY:	DATE: TIME:	RECEIVED BY:	DATE: TIME:

COMMENTS:

OKLAHOMA CITY LANDFILL/WCI
7600 SW 15TH STREET
OKLAHOMA CITY, OK 73128

007583 TEC-AN INC
2517 S. PURDUE
OKLAHOMA CITY OK 73128

02	01339114	N	Inger

DATE IN	DATE OUT	TIME IN	TIME OUT	VEHICLE	ROLL OFF
12/11/15	12/11/15	09:58	09:58	TECH-ANN1	

REFERENCE	ORIGIN

Scale 1 Gross Wt.	24240	LB
Stored Tare Wt.	11000	LB
Net Weight	13240	LB

Inbound - Charge ticket

QTY.	UNIT	DESCRIPTION	RATE	EXTENSION	FEE	TOTAL
4.00	CU YD	WASTE/CU YD				

1510-07

Is this load from the OKC limits?__ Yes__ No..I certify this load contains no unauthorized hazardous waste & understand falsification of a waste manifest is a criminal offense & hereby affirm this information is correct.Phone:405-745-3091

NET AMOUNT

TENDERED

CHANGE

CHECK NO.

SIGNATURE_____

QUANTEM LABORATORIES
2033 HERITAGE PARK DR, OKLAHOMA CITY, OK 73120 | 1.800.822.1650

Environmental Chemistry Analysis Report

QuanTEM Set ID: 257150
Date Received: 11/20/15
Received By: Sherrie Leftwich
Date Sampled:
Time Sampled:
Analyst: CC
Date of Report: 11/23/2015

AIHA ID: 101352

Client: State of Oklahoma
DEQ Land Protection
Attn: Dustin Davidson
707 N. Robinson
Oklahoma City, OK 73102
Acct. No.: B486

Project: Tuttle Gas Station
Location: 408 West Main, Tuttle, OK
Project No.: N/A

QuanTEM ID	Client ID	Matrix	Parameter	Results	Reporting Limits	Units	Date/Time Analyzed	Method
001	1	Wipe	Lead	109	9	ug/sq. Ft.	11/20/15 15:15	W NIOSH 9100
002	2	Wipe	Lead	36.3	9	ug/sq. Ft.	11/20/15 15:15	W NIOSH 9100
003	3	Wipe	Lead	29.7	9	ug/sq. Ft.	11/20/15 15:15	W NIOSH 9100
004	4	Wipe	Lead	<9.00	9	ug/sq. Ft.	11/20/15 15:15	W NIOSH 9100
005	5	Wipe	Lead	24.9	9	ug/sq. Ft.	11/20/15 15:15	W NIOSH 9100
006	6	Wipe	Lead	51.8	9	ug/sq. Ft.	11/20/15 15:15	W NIOSH 9100
007	7	Wipe	Lead	116	9	ug/sq. Ft.	11/20/15 15:15	W NIOSH 9100
008	8	Wipe	Lead	36.7	9	ug/sq. Ft.	11/20/15 15:15	W NIOSH 9100
009	9	Wipe	Lead	<9.00	9	ug/sq. Ft.	11/20/15 15:15	W NIOSH 9100

Authorized Signature: Carter Cox

Carter Cox, Laboratory Technician

Note: Sample results have not been corrected for blank values.

This report applies only to the standards or procedures indicated and to the specific samples tested. It is not indicative of the qualities of apparently identical or similar products or procedures, nor does it represent an ongoing assurance program unless so noted. These reports are for the exclusive use of the client and are not to be reproduced without specific written permission. QuanTEM is not responsible for user-supplied data used in calculations.

Unless otherwise noted, upon receipt the condition of the sample was acceptable for analysis.

Wipe materials must meet ASTM E1792 criteria. Method detection limits and resultant reporting limits may not be valid for non-ASTM E1792 wipe material.

EPA Method 7000B (1) = EPA 600/R-93/200 Preparation Modified. EPA 7000B Analysis Modified

EPA Method 7082 (2) = EPA 600/R-93/200 Preparation Modified. EPA 7082 Analysis Modified

QuanTEM LABORATORIES
2033 Heritage Park Dr, Oklahoma City, OK 73120 | 1.800.822.1650

Environmental Chemistry Analysis Report

QuanTEM Set ID: 258953
Date Received: 01/22/16
Received By: Sherrie Leftwich
Date Sampled:
Time Sampled:
Analyst: CR
Date of Report: 1/27/2016

AIHA ID: 101352

Client: State of Oklahoma
DEQ Land Protection
Attn: Dustin Davidson
707 N. Robinson
Oklahoma City, OK 73102
Acct. No.: B486

Project: Tuttle Gas Station
Location: 408 West Main, Tuttle
Project No.: N/A

QuanTEM ID	Client ID	Matrix	Parameter	Results	Reporting Limits	Units	Date/Time Analyzed	Method
001	1	Wipe	Lead	53.7	9	ug/sq. Ft.	01/26/16 10:44	W NIOSH 9100
002	2	Wipe	Lead	24.5	9	ug/sq. Ft.	01/26/16 10:44	W NIOSH 9100
003	3	Wipe	Lead	28.4	9	ug/sq. Ft.	01/26/16 10:44	W NIOSH 9100
004	4	Wipe	Lead	54.4	9	ug/sq. Ft.	01/26/16 10:44	W NIOSH 9100
005	5	Wipe	Lead	32.1	9	ug/sq. Ft.	01/26/16 10:44	W NIOSH 9100
006	6	Wipe	Lead	51.5	9	ug/sq. Ft.	01/26/16 10:44	W NIOSH 9100
007	7	Wipe	Lead	16.6	9	ug/sq. Ft.	01/26/16 10:44	W NIOSH 9100
008	8	Wipe	Lead	48.5	9	ug/sq. Ft.	01/26/16 10:44	W NIOSH 9100
009	9	Wipe	Lead	219	9	ug/sq. Ft.	01/26/16 10:44	W NIOSH 9100

Authorized Signature: Cherry Rossen

Cherry Rossen, Technical Manager

Note: Sample results have not been corrected for blank values.

This report applies only to the standards or procedures indicated and to the specific samples tested. It is not indicative of the qualities of apparently identical or similar products or procedures, nor does it represent an ongoing assurance program unless so noted. These reports are for the exclusive use of the client and are not to be reproduced without specific written permission. QuanTEM is not responsible for user-supplied data used in calculations.

Unless otherwise noted, upon receipt the condition of the sample was acceptable for analysis.

Wipe materials must meet ASTM E1792 criteria. Method detection limits and resultant reporting limits may not be valid for non-ASTM E1792 wipe material.

EPA Method 7000B (1) = EPA 600/R-93/200 Preparation Modified. EPA 7000B Analysis Modified

EPA Method 7082 (2) = EPA 600/R-93/200 Preparation Modified. EPA 7082 Analysis Modified

QUANTEM LABORATORIES

www.QuanTEM.com

LEAD CHAIN OF CUSTODY

2033 Heritage Park Drive, Oklahoma City, OK 73120-7502
(800) 822-1650 • (405) 755-7272 • Fax: (405) 755-2058

LEGAL DOCUMENT - PLEASE PRINT LEGIBLY

For Lab Use Only	
Lab No. 258953	
Accept	Reject

Contact Information		Project Information	
Company: DEQ	405.702.5113	Project Name: Tuttle Gas Station	
Contact:	Cell Phone:	Project Location: 408 West Main, Tuttle	
Account #:	E-mail: Alisha.Grayson@deq.ok.gov.	Project ID:	

Report Results (☑ one box)	
	QuanTEM Website
	Other _____

Sampled By:	Name:	Date:

RELINQUISHED BY	DATE & TIME	VIA	RECEIVED BY	DATE & TIME
[signature]	01.22.16 9:25		S Ruffin	1/22/16 9:25

REQUESTED SERVICES (Please ☑ the Appropriate Boxes)

No.	Sample ID (10 Characters Max)	Sample Description	Volume (Liters)	Volume Area (Length x Width)	Sample Matrix (see matrix code box)	Analysis: Pb			Units (☑ ONE box only): PPM	Wt %	mg / l	µg / ft²	µg / m³	mg / cm²
1	1	wipe Sample.		1 ft2	C	X						X		
2	2													
3	3													
4	4													
5	5													
6	6													
7	7													
8	8													
9	9				X	X						X		
10														
11														
12														

Sample Matrix Codes	
A	Soil
B	Paint Chips
C	Surface / Dust Wipes
D	Bulk Miscellaneous
E	Air Cassette

TURNAROUND TIME	
	Same Day
	24 - Hour
X	3 - Day
	5 - Day

SATURDAY SAMPLE DELIVERY - CALL TO SCHEDULE • Use this address for Saturday Delivery only: 4220 N. Santa Fe Ave., Oklahoma City, OK 73105-8517 • Mark Package "Hold for Saturday Pickup"

QuanTEM LABORATORIES
2033 Heritage Park Dr, Oklahoma City, OK 73120 | 1.800.822.1650

Environmental Chemistry Analysis Report

QuanTEM Set ID: 259238
Date Received: 02/01/16
Received By: Jeff Mlekush
Date Sampled:
Time Sampled:
Analyst: CC
Date of Report: 2/2/2016

AIHA ID: 101352

Client: State of Oklahoma
Dept. of Environmental Quality
707 N. Robinson
Oklahoma City, OK 73102

Acct. No.: A795

Project: Tuttle Gas Station
Location: 408 West Main Tuttle
Project No.: N/A

QuanTEM ID	Client ID	Matrix	Parameter	Results	Reporting Limits	Units	Date/Time Analyzed	Method
001	1	Wipe	Lead	51.4	9	ug/sq. Ft.	02/02/16 11:52	W NIOSH 9100
002	2	Wipe	Lead	64.5	9	ug/sq. Ft.	02/02/16 11:52	W NIOSH 9100
003	3	Wipe	Lead	84.6	9	ug/sq. Ft.	02/02/16 11:52	W NIOSH 9100
004	4	Wipe	Lead	<9.00	9	ug/sq. Ft.	02/02/16 11:52	W NIOSH 9100
005	5	Wipe	Lead	27.3	9	ug/sq. Ft.	02/02/16 11:52	W NIOSH 9100
006	6	Wipe	Lead	151	9	ug/sq. Ft.	02/02/16 11:52	W NIOSH 9100
007	7	Wipe	Lead	20.6	9	ug/sq. Ft.	02/02/16 11:52	W NIOSH 9100
008	8	Wipe	Lead	54.0	9	ug/sq. Ft.	02/02/16 11:52	W NIOSH 9100
009	9	Wipe	Lead	<9.00	9	ug/sq. Ft.	02/02/16 11:52	W NIOSH 9100

Authorized Signature: Carter Cox

Carter Cox, Laboratory Technician

Note: Sample results have not been corrected for blank values.

This report applies only to the standards or procedures indicated and to the specific samples tested. It is not indicative of the qualities of apparently identical or similar products or procedures, nor does it represent an ongoing assurance program unless so noted. These reports are for the exclusive use of the client and are not to be reproduced without specific written permission. QuanTEM is not responsible for user-supplied data used in calculations.

Unless otherwise noted, upon receipt the condition of the sample was acceptable for analysis.

Wipe materials must meet ASTM E1792 criteria. Method detection limits and resultant reporting limits may not be valid for non-ASTM E1792 wipe material.

EPA Method 7000B (1) = EPA 600/R-93/200 Preparation Modified. EPA 7000B Analysis Modified

EPA Method 7082 (2) = EPA 600/R-93/200 Preparation Modified. EPA 7082 Analysis Modified

QUANTEM LABORATORIES

www.QuanTEM.com

LEAD CHAIN OF CUSTODY

2033 Heritage Park Drive, Oklahoma City, OK 73120-7502
(800) 822-1650 • (405) 755-7272 • Fax: (405) 755-2058

LEGAL DOCUMENT - PLEASE PRINT LEGIBLY

For Lab Use Only	
Lab No. 259238	
Accept	Reject

Report Results (☑ one box)	
	QuanTEM Website
	Other ____

Contact Information	
Company: Dcq	405.702.5113
Contact: Alisha Grayson	Cell Phone:
Account #:	E-mail:

Project Information	
Project Name: Tuttle Gas Station	
Project Location: 408 West Main Tuttle	
Project ID:	

Sampled By: Name: Alisha Grayson Date: 01-29-16

RELINQUISHED BY	DATE & TIME	VIA	RECEIVED BY	DATE & TIME
	01-29-16 (3:50)		S Leftwich	1/29/16 3:50

REQUESTED SERVICES (Please ☑ the Appropriate Boxes)

No.	Sample ID (10 Characters Max)	Sample Description	Volume (Liters)	Volume Area (Length x Width)	Sample Matrix (see matrix code box)	Analysis: Pb			Units (☑ ONE box only): PPM	Wt %	mg / l	µg / ft²	µg / m³	mg / cm²
1	1	Wipe Sample		1ft2	C	X						X		
2	2													
3	3													
4	4													
5	5													
6	6													
7	7													
8	8													
9	9													
10														
11														
12														

Sample Matrix Codes	
A	Soil
B	Paint Chips
C	Surface / Dust Wipes
D	Bulk Miscellaneous
E	Air Cassette

TURNAROUND TIME	
	Same Day
X	24 - Hour
	3 - Day
	5 - Day

SATURDAY SAMPLE DELIVERY - CALL TO SCHEDULE • Use this address for Saturday Delivery only: 4220 N. Santa Fe Ave., Oklahoma City, OK 73105-8517 • Mark Package "Hold for Saturday Pickup"

QuanTEM LABORATORIES
2033 Heritage Park Dr, Oklahoma City, OK 73120 | 1.800.822.1650

Environmental Chemistry Analysis Report

QuanTEM Set ID: 259733
Date Received: 02/12/16
Received By: Sherrie Leftwich
Date Sampled:
Time Sampled:
Analyst: CC
Date of Report: 2/15/2016

AIHA ID: 101352

Client: State of Oklahoma
DEQ Land Protection
Attn: Dustin Davidson
707 N. Robinson
Oklahoma City, OK 73102
Acct. No.: B486

Project: Tuttle Gas Station
Location: 408 West Main, Tuttle
Project No.: N/A

QuanTEM ID	Client ID	Matrix	Parameter	Results	Reporting Limits	Units	Date/Time Analyzed	Method
001	1	Wipe	Lead	<9.00	9	ug/sq. Ft.	02/15/16 8:00	W NIOSH 9100
002	2	Wipe	Lead	<9.00	9	ug/sq. Ft.	02/15/16 8:00	W NIOSH 9100
003	3	Wipe	Lead	<9.00	9	ug/sq. Ft.	02/15/16 8:00	W NIOSH 9100
004	4	Wipe	Lead	<9.00	9	ug/sq. Ft.	02/15/16 8:00	W NIOSH 9100
005	5	Wipe	Lead	18.6	9	ug/sq. Ft.	02/15/16 8:00	W NIOSH 9100
006	6	Wipe	Lead	<9.00	9	ug/sq. Ft.	02/15/16 8:00	W NIOSH 9100
007	7	Wipe	Lead	58.8	9	ug/sq. Ft.	02/15/16 8:00	W NIOSH 9100
008	8	Wipe	Lead	15.5	9	ug/sq. Ft.	02/15/16 8:00	W NIOSH 9100
009	9	Wipe	Lead	<9.00	9	ug/sq. Ft.	02/15/16 8:00	W NIOSH 9100

Authorized Signature: Carter Cox

Carter Cox, Laboratory Technician

Note: Sample results have not been corrected for blank values.

This report applies only to the standards or procedures indicated and to the specific samples tested. It is not indicative of the qualities of apparently identical or similar products or procedures, nor does it represent an ongoing assurance program unless so noted. These reports are for the exclusive use of the client and are not to be reproduced without specific written permission. QuanTEM is not responsible for user-supplied data used in calculations.

Unless otherwise noted, upon receipt the condition of the sample was acceptable for analysis.

Wipe materials must meet ASTM E1792 criteria. Method detection limits and resultant reporting limits may not be valid for non-ASTM E1792 wipe material.

EPA Method 7000B (1) = EPA 600/R-93/200 Preparation Modified. EPA 7000B Analysis Modified

EPA Method 7082 (2) = EPA 600/R-93/200 Preparation Modified. EPA 7082 Analysis Modified

QUANTEM LABORATORIES

www.QuanTEM.com

LEAD CHAIN OF CUSTODY

2033 Heritage Park Drive, Oklahoma City, OK 73120-7502
(800) 822-1650 • (405) 755-7272 • Fax: (405) 755-2058

LEGAL DOCUMENT - PLEASE PRINT LEGIBLY

For Lab Use Only	
Lab No. 259733	
(Accept)	Reject

Report Results (☑ one box)	
	QuanTEM Website
	Other _____

Contact Information		Project Information
Company: DEQ	Phone: 405.702.5113	Project Name: Tuttle Gas Station
Contact: Alisha Grayson	Cell Phone:	Project Location: 408 West Main Tuttle
Account #:	E-mail: Alisha.Grayson@Deq.ok.gov	Project #:

Sampled By:	Name: Alisha Grayson	Date: 02.10.16

RELINQUISHED BY	DATE & TIME	VIA	RECEIVED BY	DATE & TIME
[signature]	9:57	02.12.16	Shiftwick	2/12/16 10:00

REQUESTED SERVICES (Please ☑ the Appropriate Boxes)

No.	Sample ID (10 Characters Max)	Sample Description	Volume (Liters)	Volume Area (Length x Width)	Sample Matrix (see matrix code box)	Analysis: Pb			Units (☑ ONE box only): PPM	Wt %	mg / l	µg /ft²	µg / m³	mg / cm²
1	1	wipe		1ft²	C	X						X		
2	2	↓		↓	↓	↓						↓		
3	3													
4	4													
5	5													
6	6													
7	7													
8	8													
9	9	↓		↓	↓	↓						↓		
10														
11														
12														

Sample Matrix Codes	
A	Soil
B	Paint Chips
C	Surface / Dust Wipes
D	Bulk Miscellaneous
E	Air Cassette

TURNAROUND TIME	
	Same Day
X	24 - Hour
	3 - Day
	5 - Day

SATURDAY SAMPLE DELIVERY - CALL TO SCHEDULE • Use this address for Saturday Delivery only: 4220 N. Santa Fe Ave., Oklahoma City, OK 73105-8517 • Mark Package "Hold for Saturday Pickup"

2033 Heritage Park Dr, Oklahoma City, OK 73120 | 1.800.822.1650

Environmental Chemistry Analysis Report

QuanTEM Set ID: 259733
Date Received: 02/12/16
Received By: Sherrie Leftwich
Date Sampled:
Time Sampled:
Analyst: CC
Date of Report: 2/15/2016

AIHA ID: 101352

Client: State of Oklahoma
DEQ Land Protection
Attn: Dustin Davidson
707 N. Robinson
Oklahoma City, OK 73102
Acct. No.: B486

Project: Tuttle Gas Station
Location: 408 West Main, Tuttle
Project No.: N/A

QuanTEM ID	Client ID	Matrix	Parameter	Results	Reporting Limits	Units	Date/Time Analyzed	Method
001	1	Wipe	Lead	<9.00	9	ug/sq. Ft.	02/15/16 8:00	W NIOSH 9100
002	2	Wipe	Lead	<9.00	9	ug/sq. Ft.	02/15/16 8:00	W NIOSH 9100
003	3	Wipe	Lead	<9.00	9	ug/sq. Ft.	02/15/16 8:00	W NIOSH 9100
004	4	Wipe	Lead	<9.00	9	ug/sq. Ft.	02/15/16 8:00	W NIOSH 9100
005	5	Wipe	Lead	18.6	9	ug/sq. Ft.	02/15/16 8:00	W NIOSH 9100
006	6	Wipe	Lead	<9.00	9	ug/sq. Ft.	02/15/16 8:00	W NIOSH 9100
007	7	Wipe	Lead	58.8	9	ug/sq. Ft.	02/15/16 8:00	W NIOSH 9100
008	8	Wipe	Lead	15.5	9	ug/sq. Ft.	02/15/16 8:00	W NIOSH 9100
009	9	Wipe	Lead	<9.00	9	ug/sq. Ft.	02/15/16 8:00	W NIOSH 9100

Authorized Signature:_____
Carter Cox, Laboratory Technician

Note: Sample results have not been corrected for blank values.

This report applies only to the standards or procedures indicated and to the specific samples tested. It is not indicative of the qualities of apparently identical or similar products or procedures, nor does it represent an ongoing assurance program unless so noted. These reports are for the exclusive use of the client and are not to be reproduced without specific written permission. QuanTEM is not responsible for user-supplied data used in calculations.

Unless otherwise noted, upon receipt the condition of the sample was acceptable for analysis.

Wipe materials must meet ASTM E1792 criteria. Method detection limits and resultant reporting limits may not be valid for non-ASTM E1792 wipe material.

EPA Method 7000B (1) = EPA 600/R-93/200 Preparation Modified. EPA 7000B Analysis Modified

EPA Method 7082 (2) = EPA 600/R-93/200 Preparation Modified. EPA 7082 Analysis Modified

Supplemental Report
QAQC Results

QA ID: **13763** **Date:** 2/15/2016 **Lab Number:** 259733
Test: Lead **Matrix:** Wipe **Approved By:** Carter Cox
Date Approved: 2/15/2016

Notes:

Blank Data:

Type of Blank	Blank Value
FCB	0
ICB	0
Matrix Blank	0

Standards Data:

Standard	Low Limit	Obtained	High Limit
CCV	4.5	5	5.5
FCV	4.5	4.7	5.5
ICV	0.9	1.02	1.1
RLVS	0.144	0.164	0.216

Duplicate Data:

Recovery Data:

Sample Number	Result	Spike Level	Result + Spike	% Recovery	Dup. Result + Spike	% Dup. Recovery	% Spike RPD
MS-W1	0.000	5.241	4.450	84.9	4.653	88.8	4.5

Authorized Signature: Carter Cox

Carter Cox, Laboratory Technician

LEAD CHAIN OF CUSTODY

QUANTEM LABORATORIES

www.QuanTEM.com

2033 Heritage Park Drive, Oklahoma City, OK 73120-7502
(800) 822-1650 • (405) 755-7272 • Fax: (405) 755-2058

LEGAL DOCUMENT - PLEASE PRINT LEGIBLY

For Lab Use Only	
Lab No. 259733	
Accept	Reject

Contact Information	
Company: DEQ	Phone: 405.702.5113
Contact: Alisha Grayson	Cell Phone:
Account #:	E-mail: Alisha.Grayson@deq.ok.gov

Project Information	
Project Name: Little Gas Station	
Project Location: 408 West Main Tuttle	
Project ID:	

Report Results (☑ one box)	
	QuanTEM Website
	Other _____

Sampled By:	Name: Alisha Grayson	Date: 02.10.16

RELINQUISHED BY	DATE & TIME	VIA	RECEIVED BY	DATE & TIME
[signature]	9:57	02.12.16	Shiftwick	2/12/16 10:00

REQUESTED SERVICES (Please ☑ the Appropriate Boxes)

No.	Sample ID (10 Characters Max)	Sample Description	Volume (Liters)	Volume Area (Length x Width)	Sample Matrix (see matrix code box)	Analysis: Pb			Units (☑ ONE box only): PPM	Wt %	mg / l	µg /ft²	µg / m³	mg / cm²
1	1	wipe		1ft²	C	X						X		
2	2	↓		↓	↓	↓						↓		
3	3													
4	4													
5	5													
6	6													
7	7													
8	8													
9	9	↓		↓	↓	↓						↓		
10														
11														
12														

Sample Matrix Codes	
A	Soil
B	Paint Chips
C	Surface / Dust Wipes
D	Bulk Miscellaneous
E	Air Cassette

TURNAROUND TIME	
	Same Day
X	24 - Hour
	3 - Day
	5 - Day

SATURDAY SAMPLE DELIVERY - CALL TO SCHEDULE • Use this address for Saturday Delivery only: 4220 N. Santa Fe Ave., Oklahoma City, OK 73105-8517 • Mark Package "Hold for Saturday Pickup"

2033 Heritage Park Dr, Oklahoma City, OK 73120 | 1.800.822.1650

Environmental Chemistry Analysis Report

QuanTEM Set ID: 259866
Date Received: 02/16/16
Received By: Rachel Brooks
Date Sampled:
Time Sampled:
Analyst: CR
Date of Report: 2/17/2016

AIHA ID: 101352

Client: State of Oklahoma
DEQ Land Protection
Attn: Dustin Davidson
707 N. Robinson
Oklahoma City, OK 73102
Acct. No.: B486

Project: Tuttle Gas Station
Location: 408 West Main
Project No.: N/A

QuanTEM ID	Client ID	Matrix	Parameter	Results	Reporting Limits	Units	Date/Time Analyzed	Method
001	7	Wipe	Lead	<9.00	9	ug/sq. Ft.	02/17/16 14:58	W NIOSH 9100

Authorized Signature: Cherry Rossen

Cherry Rossen, Technical Manager

Note: Sample results have not been corrected for blank values.

This report applies only to the standards or procedures indicated and to the specific samples tested. It is not indicative of the qualities of apparently identical or similar products or procedures, nor does it represent an ongoing assurance program unless so noted. These reports are for the exclusive use of the client and are not to be reproduced without specific written permission. QuanTEM is not responsible for user-supplied data used in calculations.

Unless otherwise noted, upon receipt the condition of the sample was acceptable for analysis.

Wipe materials must meet ASTM E1792 criteria. Method detection limits and resultant reporting limits may not be valid for non-ASTM E1792 wipe material.

EPA Method 7000B (1) = EPA 600/R-93/200 Preparation Modified. EPA 7000B Analysis Modified

EPA Method 7082 (2) = EPA 600/R-93/200 Preparation Modified. EPA 7082 Analysis Modified

Supplemental Report
QAQC Results

QA ID: **13779** **Date:** 2/17/2016 **Lab Number:** 259866
Test: Lead **Matrix:** Wipe **Approved By:** Cherry Rossen
Date Approved: 2/17/2016

Notes:

Blank Data:

Type of Blank	Blank Value
FCB	0
ICB	0
Matrix Blank	0

Standards Data:

Standard	Low Limit	Obtained	High Limit
CCV	4.5	4.8	5.5
FCV	4.5	4.8	5.5
ICV	0.9	1.08	1.1
RLVS	0.144	0.155	0.216

Duplicate Data:

Recovery Data:

Sample Number	Result	Spike Level	Result + Spike	% Recovery	Dup. Result + Spike	% Dup. Recovery	% Spike RPD
MS-W1	0.000	5.137	4.649	90.5	4.834	94.1	3.9

Authorized Signature: Cherry Rossen

Cherry Rossen, Technical Manager

QUANTEM LABORATORIES

www.QuanTEM.com

LEAD CHAIN OF CUSTODY

2033 Heritage Park Drive, Oklahoma City, OK 73120-7502
(800) 822-1650 • (405) 755-7272 • Fax: (405) 755-2058

LEGAL DOCUMENT - PLEASE PRINT LEGIBLY

For Lab Use Only	
Lab No. 259866	Accept / Reject

Report Results (☑ one box)	
	QuanTEM Website
	Other ____

Contact Information		Project Information	
Company: DEQ	Phone: 405.702.5113	Project Name: TITTLE GAS STATION	
Contact:	Cell Phone:	Project Location: 408 WEST MAIN.	
Account #:	E-mail: ALISHA.GRAYSON@DEQ.OK.GOV	Project ID:	

Sampled By: Name: ALISHA GRAYSON Date: 02.16.16

RELINQUISHED BY	DATE & TIME	VIA	RECEIVED BY	DATE & TIME
	02.16.16	2:48		2/16 2:50

REQUESTED SERVICES (Please ☑ the Appropriate Boxes)

No.	Sample ID (10 Characters Max)	Sample Description	Volume (Liters)	Volume Area (Length x Width)	Sample Matrix (see matrix code box)	Analysis: Pb			Units (☑ ONE box only): PPM	Wt %	mg / l	µg /ft²	µg / m³	mg / cm²
1	7	WIPE		1 FT2	C	X						X		
2														
3														
4														
5														
6														
7														
8														
9														
10														
11														
12														

Sample Matrix Codes	
A	Soil
B	Paint Chips
C	Surface / Dust Wipes
D	Bulk Miscellaneous
E	Air Cassette

TURNAROUND TIME	
	Same Day
X	24 - Hour
	3 - Day
	5 - Day

SATURDAY SAMPLE DELIVERY - CALL TO SCHEDULE • Use this address for Saturday Delivery only: 4220 N. Santa Fe Ave., Oklahoma City, OK 73105-8517 • Mark Package "Hold for Saturday Pickup"

Management Plan

MAINTENANCE PLAN
FORMER CITY OF TUTTLE GAS STATION
TUTTLE, OKLAHOMA

The former Gas Station is located at 408 West Main in Tuttle, Oklahoma, was contaminated with materials that required remediation pursuant to State and Federal environmental laws and regulations. Sampling performed by DEQ contractors, conducted on January 29, 2014, indicated that there was asbestos, and lead-based paint in the building. Remediation activities at the affected property included abatement of asbestos, and wet scraping, removal and encapsulation of lead-based paint. The remedy was completed on February 29, 2016. The following maintenance plan is to be completed by the owner of the affected property. DEQ recommends inspection of remediated areas every 5 years. During site inspections the owner should note any signs of disrepair or improper maintenance. Continuing operation, maintenance and monitoring should include:

1. Building interior/ exterior – Walls containing lead-based paint were cleaned and sealed with lead based paint encapsulant. These surfaces need to be resealed if encapsulant shows signs of deterioration, damage, or flaking. See attachment 1 for floor plan maps with locations of encapsulated lead-based paint marked in red.
2. Drip line – 2” of soil and Bermuda sod was place on three (3) sides of the building. 2” of gravel was placed on the front side of the building under the drive through area. If erosion occurs areas will need to be replaced with clean material. See attachment 1 for floor plan maps with locations of encapsulated lead-based paint marked in yellow.

Note – A list containing the DEQ approved elastomeric encapsulants are attached (Attachment 2). DEQ did not test every painted surface and all building materials inside and outside of the building, therefore there is a potential for lead-based paint and asbestos at the affected property.

If you have any questions or concerns feel free to contact me at (405) 702-5103.

Sincerely,
Rachel Francks
Environmental Programs Specialist
DEQ Land Protection Division
Brownfields Program

ATTACHMENT 1
Floor Plan Map

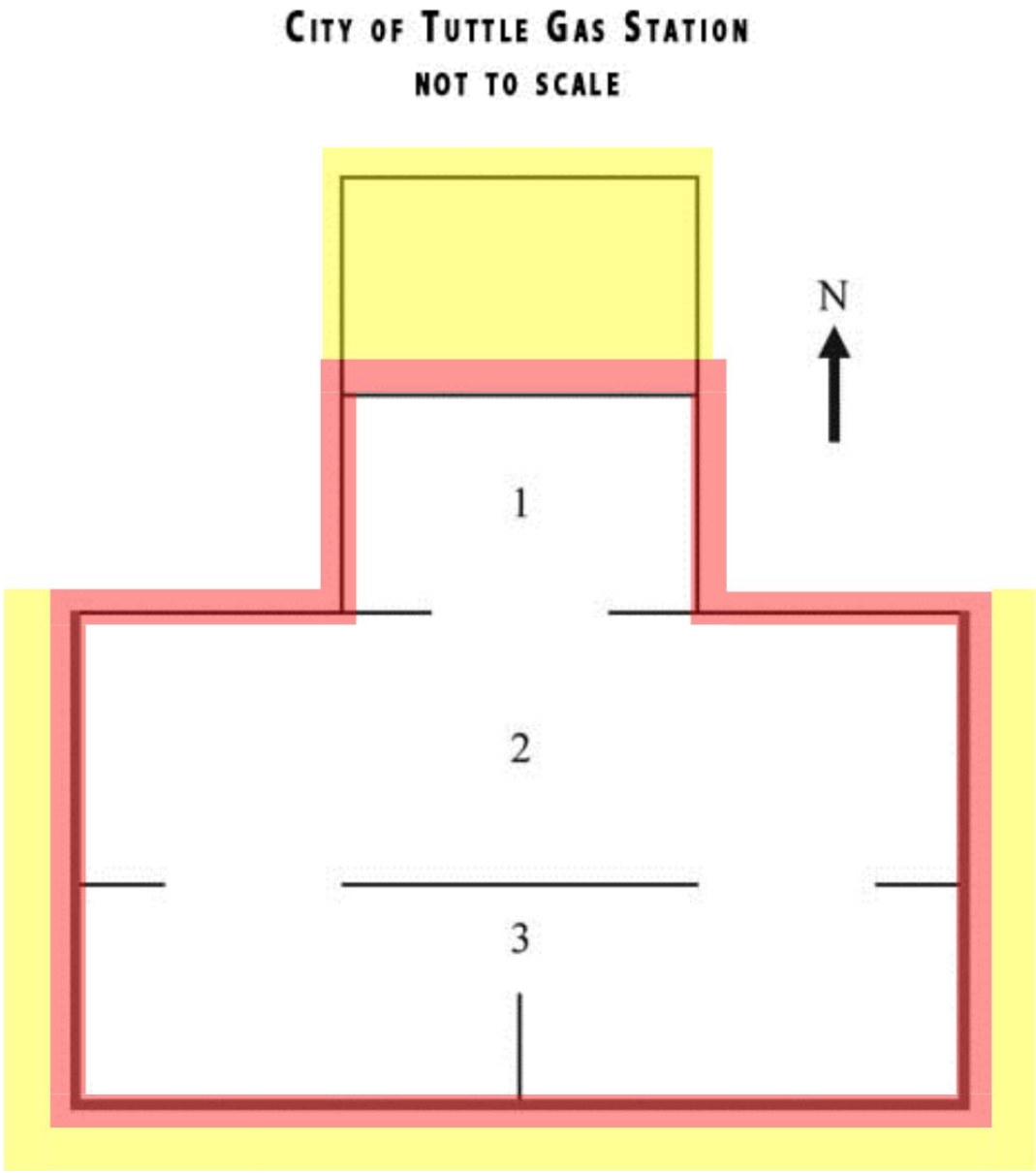

ATTACHMENT 2

DEQ Sealants and Encapsulants List

Lead-Based Paint Encapsulants approved by DEQ

Encapsulant Manufacturer	Encapsulant Product(s)
Coronado Paint Company	LEAD BLOCK™
Dumond Chemicals	LEAD STOP™
Dynacraft Industries, Inc.	Back to Nature Protect-A-Coat
Encap Systems Corporation	EncapSeal™ I
Encap Systems Corporation	EncapSeal™ II
Fiberlock Technologies, Inc.	Child GUARD interior/exterior
Fiberlock Technologies, Inc.	L-B-C® Type III
Global Encasement, Inc.	LeadLock™
Grace Construction Products	Lead Seal®
Grace Construction Products	Barrier Coat® II
Insl-x Products Corporation	INSL-CAP™
SAFE Encasement Systems	SE-120 Protective Skin
Specification Chemicals, Inc.	NU-WAL® #2500 Coating