

Annual Emissions Fee Rate

➤ Michael Ketcham

Environmental Programs Specialist

Air Quality Division



OKLAHOMA
Environmental
Quality

Current Billing

Oklahoma Billing

- Current Rate:

 - Title V (TV) = \$40.38, adjusted annually via Consumer Price Index (CPI)

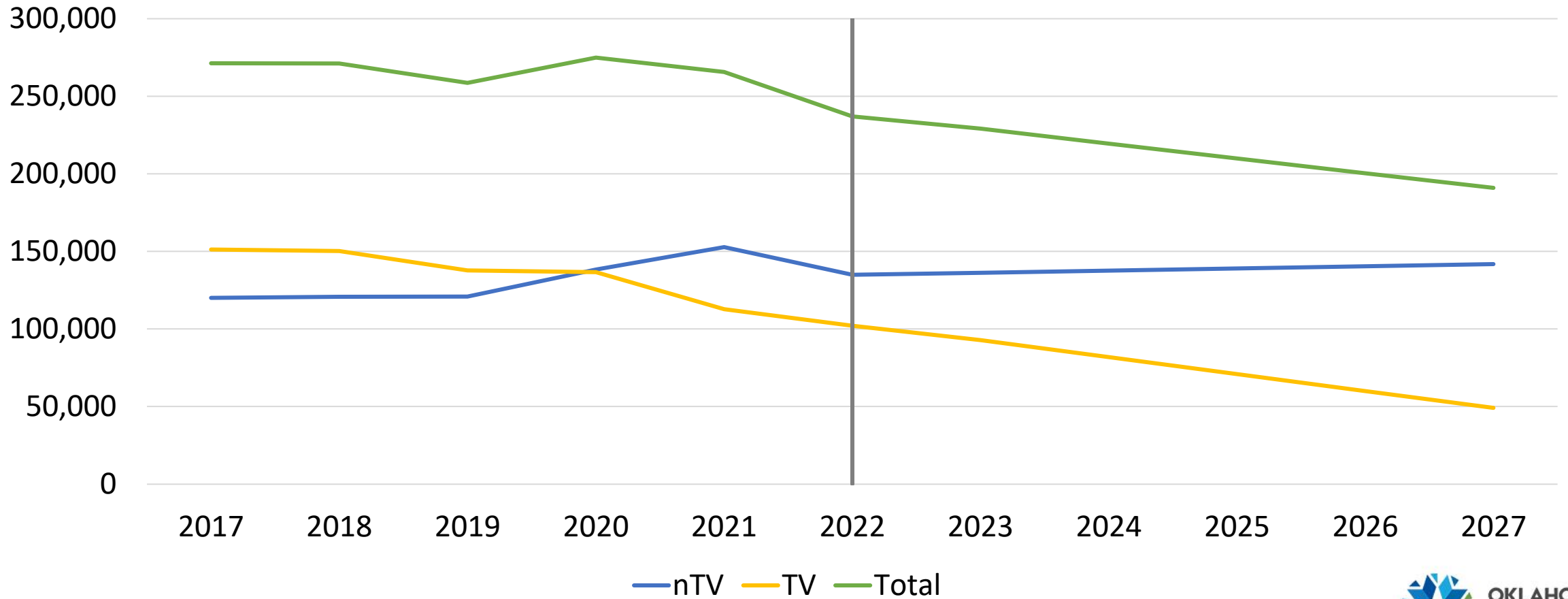
 - non-Title V (nTV) = \$25.12

- All companies with >5 tons emissions are billed

- Carbon Monoxide excluded

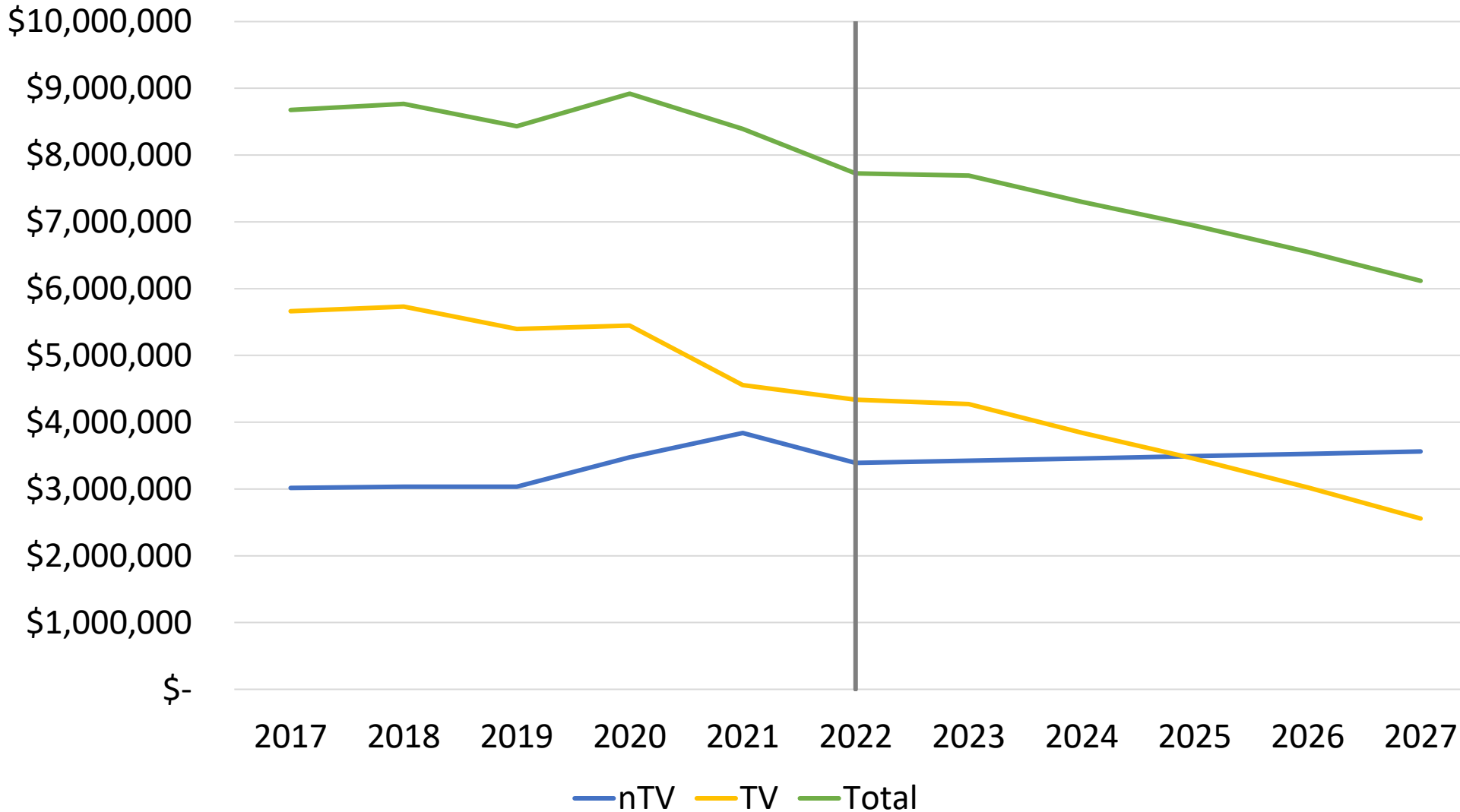
Emissions Projections

Tons



Billing Projections

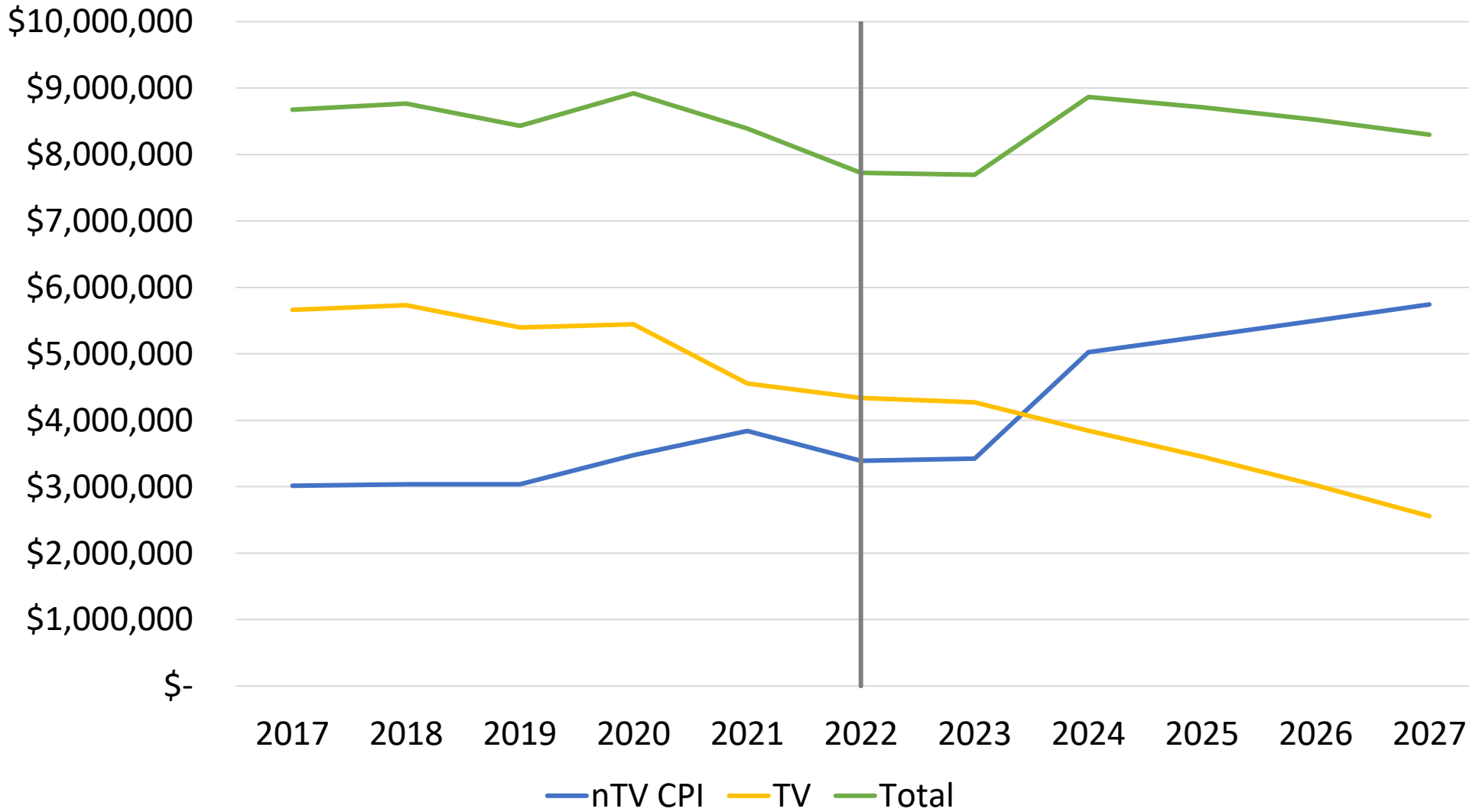
Current Billing



Year	nTV	TV
2017	\$25.12	37.42
2018	\$25.12	\$38.14
2019	\$25.12	\$39.17
2020	\$25.12	\$39.86
2021	\$25.12	\$40.38
2022	\$25.12	\$42.50
2023	\$25.12	\$46.01
2024	\$25.12	\$46.94
2025	\$25.12	\$48.65
2026	\$25.12	\$50.37
2027	\$25.12	\$52.08



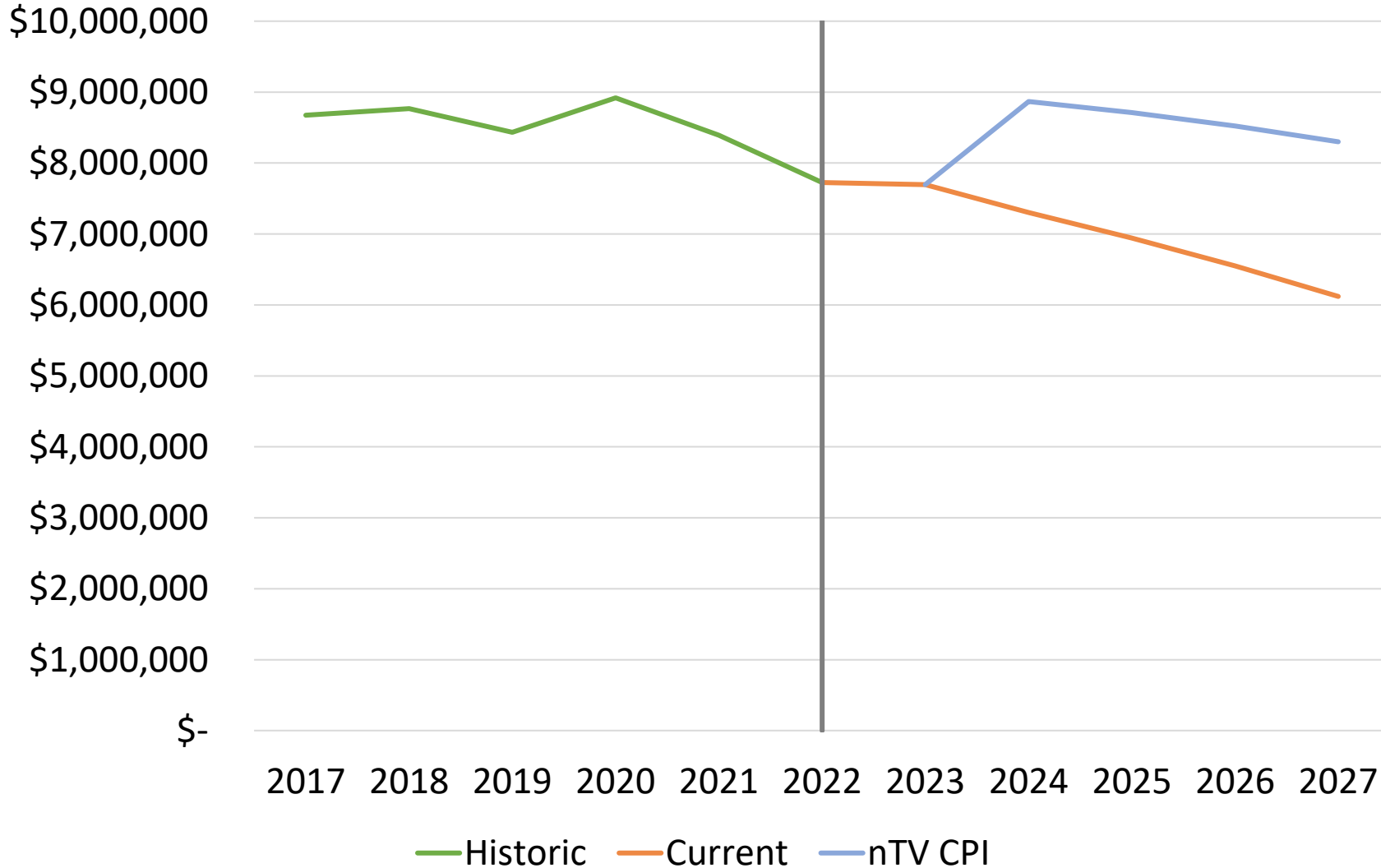
nTV CPI Adjusted



Year	nTV CPI	TV
2017	\$25.12	37.42
2018	\$25.12	\$38.14
2019	\$25.12	\$39.17
2020	\$25.12	\$39.86
2021	\$25.12	\$40.38
2022	\$25.12	\$42.50
2023	\$25.12	\$46.01
2024	\$36.50	\$46.94
2025	\$37.84	\$48.65
2026	\$39.17	\$50.37
2027	\$40.51	\$52.08



Yearly Billing Totals



Yearly Billing Totals		
Year	Historical	
2017	\$8,675,361.96	
2018	\$8,767,454.30	
2019	\$8,433,078.24	
2020	\$8,920,287.07	
2021	\$8,392,607.35	
2022	\$7,726,156.64	
	Current	nTV CPI
2023	\$7,693,652.50	\$7,693,652.50
2024	\$7,300,866.07	\$8,867,633.48
2025	\$6,943,972.12	\$8,711,806.83
2026	\$6,549,924.08	\$8,522,690.77
2027	\$6,118,725.41	\$8,300,345.92