Appendix D

Ambient Monitoring Data: Watershed Stations and Lake Stations

Draft

Lake Fort Gibson TMDL Report

Prepared for

Oklahoma Department of Environmental Quality

Water Quality Division

May 2015

By

Dynamic Solutions, LLC

Dynamic Solutions LLC

Appendix D – Ambient Monitoring Data: Watershed Stations and Lake Stations

List of Tables

Table D-1 Water Quality Monitoring Stations for Fort Gibson Lake 3
Table D-2 Site 003 Station Data 6
Table D-3 Site 004 Station Data 14
Table D-4 Site 005 Station Data 18
Table D-5 Site 006 Station Data 23
Table D-6 Site 008 Station Data 27
Table D-7 Site 305 Station Data 30
Table D-8 Site 355 Station Data 30
Table D-9 Site 386 Station Data 31
Table D-10 Site 20-01 Station Data (Long Term Averages) 31
Table D-11 Site Kerr Dam Station Data 32
Table D-12 Site 003 Water Chemistry Results 33
Table D-13 Site 004 Water Chemistry Results 34
Table D-14 Site 005 Water Chemistry Results 36
Table D-15 Site 006 Water Chemistry Results 37
Table D-16 Site 008 Water Chemistry Results 38
Table D-17 Site 305 Water Chemistry Results 39
Table D-18 Site 355 Water Chemistry Results 39
Table D-19 Site 386 Water Chemistry Results 40
Table D-20 Site 20-01 Water Chemistry Results (Long Term Averages) 40
Table D-21 Site Kerr Dam Water Chemistry Results 41
Table D-22 Water Quality Monitoring Stations for Streams in Fort Gibson Lake Watershed 42
Table D-23 Site 290 Water Quality Monitoring Results 44
Table D-24 Site 290 Water Chemistry Results 45

List of Figures

Figure D-1 USACE Water Quality Monitoring Stations for Fort Gibson Lake 4
Figure D-2 GRDA and OWRB Water Quality Station Locations 5
Figure D-3 Water Quality Monitoring Station on Spring Creek for Streams in Fort Gibson Lake Watershed 43

Table D-1 Water Quality Monitoring Stations for Fort Gibson Lake

Organization	Site	Station Number	Latitude	Longitude	Represents
USACE	**003**	1GIBOKN0003	35.87027778	-95.23027778	**Dam Site**
USACE	**004**	1GIBOKN0004	35.91527778	-95.22861111	**Lacustrine**
USACE	**005**	1GIBOKN0005	35.96416667	-95.30055556	**Transition**
USACE	**006**	1GIBOKN0006	36.03666667	-95.31388889	**Riverine**
USACE	**008**	1GIBOKN0008	36.17666667	-95.27555556	**US Inflow**
USACE	**305**	1GIBOKN0305	35.91222222	-95.27888889	**Lacustrine**
USACE	**355**	1GIBOKN0355	35.97666667	-95.26527778	**Transition**
USACE	**386**	1GIBOKN0386	36.04333333	-95.29444444	**Riverine**
OWRB	**20-01**	121600020020-01S	36.232988	-95.179078	**US Inflow**
GRDA	**Kerr Dam**	Kerr Dam	36.22997	-95.1808	**US Inflow**

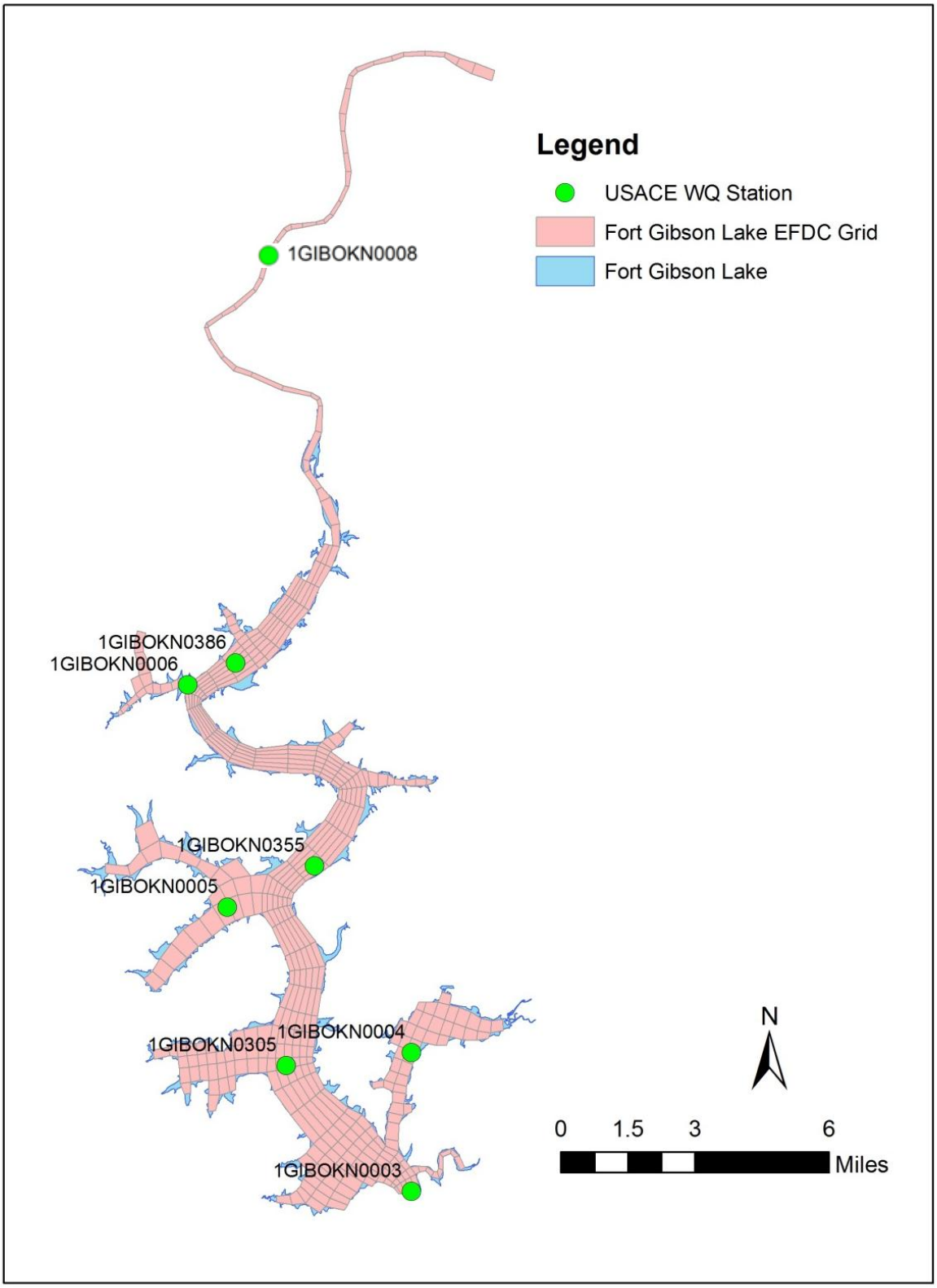

Figure D-1 USACE Water Quality Monitoring Stations for Fort Gibson Lake

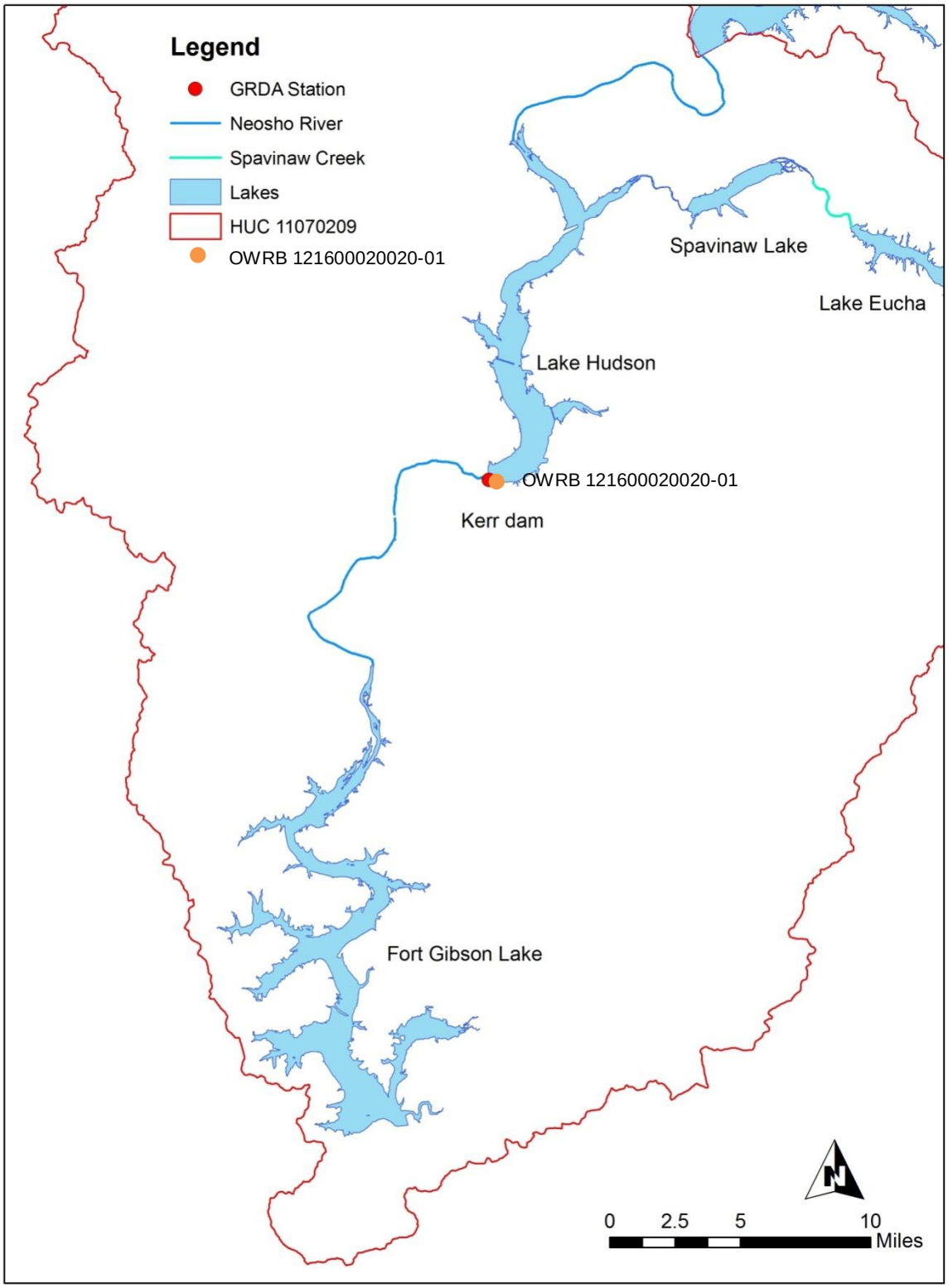

Figure D-2 GRDA and OWRB Water Quality Station Locations

Table D-2 Site 003 Station Data

Station	Sample Date/Time	Depth (m)	Temperature (°C)	pH	Specific Conductivity (µS/cm)	DO (mg/L)
1GIBOKN0003	3/24/2005 10:20	0.1	10.82	8.12	245	10.92
1GIBOKN0003	3/24/2005 10:20	0.5	10.82	8.11	245	10.9
1GIBOKN0003	3/24/2005 10:20	1	10.82	8.11	245	10.88
1GIBOKN0003	3/24/2005 10:20	2	10.83	8.11	245	10.86
1GIBOKN0003	3/24/2005 10:20	3	10.82	8.11	245	10.87
1GIBOKN0003	3/24/2005 10:20	4	10.83	8.1	246	10.88
1GIBOKN0003	3/24/2005 10:20	5	10.82	8.11	245	10.87
1GIBOKN0003	3/24/2005 10:20	6	10.83	8.1	246	10.86
1GIBOKN0003	3/24/2005 10:20	7	10.83	8.09	246	10.83
1GIBOKN0003	3/24/2005 10:20	8	10.83	8.09	246	10.83
1GIBOKN0003	3/24/2005 10:20	9	10.83	8.09	246	10.82
1GIBOKN0003	3/24/2005 10:20	10	10.83	8.09	246	10.82
1GIBOKN0003	3/24/2005 10:20	11	10.83	8.08	246	10.79
1GIBOKN0003	3/24/2005 10:20	12	10.83	8.07	246	10.75
1GIBOKN0003	3/24/2005 10:20	13	10.82	8.05	246	10.7
1GIBOKN0003	3/24/2005 10:20	14	10.81	8.04	245	10.61
1GIBOKN0003	3/24/2005 10:20	15	10.72	8	244	10.48
1GIBOKN0003	3/24/2005 10:20	16	10.63	7.99	243	10.45
1GIBOKN0003	4/20/2005 12:40	0.1	16.71	8.15	278	9.67
1GIBOKN0003	4/20/2005 12:40	0.5	16.69	8.13	278	9.57
1GIBOKN0003	4/20/2005 12:40	1	16.64	8.11	279	9.44
1GIBOKN0003	4/20/2005 12:40	2	16.52	8.04	278	9.08
1GIBOKN0003	4/20/2005 12:40	3	16.24	7.97	277	8.86
1GIBOKN0003	4/20/2005 12:40	4	16.16	7.94	282	8.83
1GIBOKN0003	4/20/2005 12:40	5	16.13	7.92	283	8.84
1GIBOKN0003	4/20/2005 12:40	6	16.11	7.91	283	8.83
1GIBOKN0003	4/20/2005 12:40	7	16.1	7.9	283	8.78
1GIBOKN0003	4/20/2005 12:40	8	16.09	7.88	282	8.7
1GIBOKN0003	4/20/2005 12:40	9	16.06	7.85	283	8.48
1GIBOKN0003	4/20/2005 12:40	10	15.88	7.81	283	8.14
1GIBOKN0003	4/20/2005 12:40	11	15.68	7.77	283	7.87
1GIBOKN0003	4/20/2005 12:40	12	15.63	7.73	280	7.32
1GIBOKN0003	4/20/2005 12:40	13	15.55	7.71	276	7.19
1GIBOKN0003	4/20/2005 12:40	14	15.4	7.7	280	6.95
1GIBOKN0003	4/20/2005 12:40	15	15.31	7.7	277	6.87
1GIBOKN0003	4/20/2005 12:40	16	15.15	7.72	286	7.14

Station	Sample Date/Time	Depth (m)	Temperature (°C)	pH	Specific Conductivity (µS/cm)	DO (mg/L)
1GIBOKN0003	5/18/2005 11:55	0.5	20.89	8.65	284	9.18
1GIBOKN0003	5/18/2005 11:55	1	20.75	8.64	285	9.09
1GIBOKN0003	5/18/2005 11:55	2	20.69	8.62	285	8.99
1GIBOKN0003	5/18/2005 11:55	3	20.67	8.61	284	8.95
1GIBOKN0003	5/18/2005 11:55	4	20.66	8.59	284	8.86
1GIBOKN0003	5/18/2005 11:55	5	20.63	8.5	285	8.32
1GIBOKN0003	5/18/2005 11:55	6	20.48	8.29	287	7.12
1GIBOKN0003	5/18/2005 11:55	7	20.11	8.18	292	6.97
1GIBOKN0003	5/18/2005 11:55	8	20.11	8.12	292	6.85
1GIBOKN0003	5/18/2005 11:55	9	20.05	8.05	293	6.54
1GIBOKN0003	5/18/2005 11:55	10	19.67	7.81	296	5.38
1GIBOKN0003	5/18/2005 11:55	11	19.46	7.74	300	4.88
1GIBOKN0003	5/18/2005 11:55	12	19.33	7.69	302	4.53
1GIBOKN0003	5/18/2005 11:55	13	19.24	7.67	302	4.35
1GIBOKN0003	5/18/2005 11:55	14	19.06	7.64	301	4.1
1GIBOKN0003	5/18/2005 11:55	15	18.92	7.64	298	3.83
1GIBOKN0003	5/18/2005 11:55	16	18.73	7.67	297	3.52
1GIBOKN0003	7/6/2005 11:00	0.1	28.84	8.81	296	10.71
1GIBOKN0003	7/6/2005 11:00	0.5	28.79	8.77	296	10.6
1GIBOKN0003	7/6/2005 11:00	1	28.31	8.62	297	9.33
1GIBOKN0003	7/6/2005 11:00	2	27.96	8.15	301	6.7
1GIBOKN0003	7/6/2005 11:00	3	27.93	8.09	302	6.46
1GIBOKN0003	7/6/2005 11:00	4	27.9	8.05	303	6.28
1GIBOKN0003	7/6/2005 11:00	5	27.9	8.01	303	6.09
1GIBOKN0003	7/6/2005 11:00	6	27.85	7.9	305	5.35
1GIBOKN0003	7/6/2005 11:00	7	27.79	7.79	306	4.71
1GIBOKN0003	7/6/2005 11:00	8	27.67	7.71	308	3.9
1GIBOKN0003	7/6/2005 11:00	9	27.59	7.67	309	3.54
1GIBOKN0003	7/6/2005 11:00	10	27.49	7.65	311	3.21
1GIBOKN0003	7/6/2005 11:00	11	27.44	7.64	311	3.08
1GIBOKN0003	7/6/2005 11:00	12	27.38	7.65	312	2.92
1GIBOKN0003	7/6/2005 11:00	13	27.27	7.64	313	2.69
1GIBOKN0003	7/6/2005 11:00	14	27.17	7.63	314	2.23
1GIBOKN0003	7/6/2005 11:00	15	26.97	7.63	316	1.94
1GIBOKN0003	7/6/2005 11:00	16	26.89	7.63	318	1.55
1GIBOKN0003	7/6/2005 11:00	17	26.77	7.68	320	0.81
1GIBOKN0003	7/6/2005 11:00	18	26.46	7.74	328	0.42
1GIBOKN0003	7/20/2005 11:40	0.1	29.62	8.12	288	6.83

Station	Sample Date/Time	Depth (m)	Temperature (°C)	pH	Specific Conductivity (µS/cm)	DO (mg/L)
1GIBOKN0003	7/20/2005 11:40	0.5	29.57	8.09	288	6.7
1GIBOKN0003	7/20/2005 11:40	1	29.25	7.93	289	5.76
1GIBOKN0003	7/20/2005 11:40	2	28.82	7.77	290	5.19
1GIBOKN0003	7/20/2005 11:40	3	28.76	7.77	290	5.21
1GIBOKN0003	7/20/2005 11:40	4	28.67	7.67	290	4.55
1GIBOKN0003	7/20/2005 11:40	5	28.61	7.62	291	4.09
1GIBOKN0003	7/20/2005 11:40	6	28.58	7.59	291	3.93
1GIBOKN0003	7/20/2005 11:40	7	28.55	7.51	292	3.16
1GIBOKN0003	7/20/2005 11:40	8	28.27	7.36	293	1.11
1GIBOKN0003	7/20/2005 11:40	9	28.09	7.34	295	0.74
1GIBOKN0003	7/20/2005 11:40	10	27.97	7.33	296	0.67
1GIBOKN0003	7/20/2005 11:40	11	27.89	7.34	297	0.55
1GIBOKN0003	7/20/2005 11:40	12	27.89	7.34	297	0.54
1GIBOKN0003	7/20/2005 11:40	13	27.86	7.34	297	0.41
1GIBOKN0003	7/20/2005 11:40	14	27.7	7.34	300	0.41
1GIBOKN0003	7/20/2005 11:40	15	27.22	7.33	308	0.43
1GIBOKN0003	7/20/2005 11:40	16	26.96	7.33	313	0.47
1GIBOKN0003	7/20/2005 11:40	17	26.94	7.33	318	0.52
1GIBOKN0003	8/10/2005 11:35	0.1	30.54	8.87	280	10.53
1GIBOKN0003	8/10/2005 11:35	0.5	30.43	8.87	279	10.47
1GIBOKN0003	8/10/2005 11:35	1	29.56	8.67	281	8.55
1GIBOKN0003	8/10/2005 11:35	2	29.15	8.11	284	4.91
1GIBOKN0003	8/10/2005 11:35	3	29.05	7.95	284	3.94
1GIBOKN0003	8/10/2005 11:35	4	29	7.86	285	3.45
1GIBOKN0003	8/10/2005 11:35	5	28.98	7.77	285	2.73
1GIBOKN0003	8/10/2005 11:35	6	28.97	7.64	286	1.51
1GIBOKN0003	8/10/2005 11:35	7	28.91	7.63	286	1.31
1GIBOKN0003	8/10/2005 11:35	8	28.85	7.67	286	1.87
1GIBOKN0003	8/10/2005 11:35	9	28.79	7.63	286	1.48
1GIBOKN0003	8/10/2005 11:35	10	28.73	7.58	286	0.87
1GIBOKN0003	8/10/2005 11:35	11	28.61	7.55	287	0.47
1GIBOKN0003	8/10/2005 11:35	12	28.41	7.52	291	0.44
1GIBOKN0003	8/10/2005 11:35	13	28.2	7.5	292	0.48
1GIBOKN0003	8/10/2005 11:35	14	28.14	7.5	293	0.56
1GIBOKN0003	8/10/2005 11:35	15	28.05	7.48	295	0.59
1GIBOKN0003	8/10/2005 11:35	16	27.98	7.48	296	0.72
1GIBOKN0003	8/10/2005 11:35	17	27.77	7.42	304	0.83
1GIBOKN0003	8/24/2005 9:45	0.1	28.98	8.1	280	6

Station	Sample Date/Time	Depth (m)	Temperature (°C)	pH	Specific Conductivity (µS/cm)	DO (mg/L)
1GIBOKN0003	8/24/2005 9:45	0.5	28.95	8.06	280	5.75
1GIBOKN0003	8/24/2005 9:45	1	28.94	8.05	280	5.7
1GIBOKN0003	8/24/2005 9:45	2	28.91	8.01	280	5.48
1GIBOKN0003	8/24/2005 9:45	3	28.9	8	280	5.36
1GIBOKN0003	8/24/2005 9:45	4	28.9	7.98	280	5.26
1GIBOKN0003	8/24/2005 9:45	5	28.9	7.97	280	5.19
1GIBOKN0003	8/24/2005 9:45	6	28.89	7.91	280	4.86
1GIBOKN0003	8/24/2005 9:45	7	28.84	7.69	281	3.49
1GIBOKN0003	8/24/2005 9:45	8	28.77	7.58	281	2.42
1GIBOKN0003	8/24/2005 9:45	9	28.68	7.52	281	1.76
1GIBOKN0003	8/24/2005 9:45	10	28.63	7.49	282	1.08
1GIBOKN0003	8/24/2005 9:45	11	28.59	7.47	282	0.65
1GIBOKN0003	8/24/2005 9:45	12	28.53	7.46	284	0.26
1GIBOKN0003	8/24/2005 9:45	13	28.5	7.47	285	0.26
1GIBOKN0003	8/24/2005 9:45	14	28.45	7.48	286	0.28
1GIBOKN0003	8/24/2005 9:45	15	28.4	7.49	288	0.31
1GIBOKN0003	8/24/2005 9:45	16	28.31	7.48	292	0.36
1GIBOKN0003	8/24/2005 9:45	17	28.22	7.48	297	0.43
1GIBOKN0003	9/7/2005 11:25	0.1	28.46	7.88	272	5.08
1GIBOKN0003	9/7/2005 11:25	0.5	28.48	7.88	272	5.1
1GIBOKN0003	9/7/2005 11:25	1	28.35	7.9	272	5.25
1GIBOKN0003	9/7/2005 11:25	2	28.28	7.83	273	4.76
1GIBOKN0003	9/7/2005 11:25	3	28.27	7.82	272	4.75
1GIBOKN0003	9/7/2005 11:25	4	28.23	7.78	272	4.48
1GIBOKN0003	9/7/2005 11:25	5	28.2	7.72	272	4.05
1GIBOKN0003	9/7/2005 11:25	6	28.15	7.67	273	3.45
1GIBOKN0003	9/7/2005 11:25	7	28.14	7.66	273	3.32
1GIBOKN0003	9/7/2005 11:25	8	28.12	7.65	273	3.24
1GIBOKN0003	9/7/2005 11:25	9	28.12	7.66	273	3.37
1GIBOKN0003	9/7/2005 11:25	10	28.11	7.68	272	3.57
1GIBOKN0003	9/7/2005 11:25	11	28.11	7.69	272	3.69
1GIBOKN0003	9/7/2005 11:25	12	28.1	7.69	272	3.71
1GIBOKN0003	9/7/2005 11:25	13	28.1	7.67	272	3.58
1GIBOKN0003	9/7/2005 11:25	14	28.07	7.64	274	3.07
1GIBOKN0003	9/7/2005 11:25	15	28.04	7.63	275	2.64
1GIBOKN0003	9/7/2005 11:25	16	28.02	7.62	276	2.36
1GIBOKN0003	9/21/2005 12:05	0.1	28.39	8.8	263	12.7
1GIBOKN0003	9/21/2005 12:05	0.5	28.42	8.8	263	12.57

Station	Sample Date/Time	Depth (m)	Temperature (°C)	pH	Specific Conductivity (µS/cm)	DO (mg/L)
1GIBOKN0003	9/21/2005 12:05	1	27.54	8.56	265	10.23
1GIBOKN0003	9/21/2005 12:05	2	26.73	7.96	269	7.27
1GIBOKN0003	9/21/2005 12:05	3	26.63	7.82	269	6.5
1GIBOKN0003	9/21/2005 12:05	4	26.54	7.73	270	5.7
1GIBOKN0003	9/21/2005 12:05	5	26.46	7.68	270	5.28
1GIBOKN0003	9/21/2005 12:05	6	26.42	7.65	270	4.91
1GIBOKN0003	9/21/2005 12:05	7	26.34	7.64	270	4.8
1GIBOKN0003	9/21/2005 12:05	8	26.3	7.62	270	4.71
1GIBOKN0003	9/21/2005 12:05	9	26.26	7.6	270	4.47
1GIBOKN0003	9/21/2005 12:05	10	26.18	7.58	269	4.22
1GIBOKN0003	9/21/2005 12:05	11	26.14	7.57	269	4.14
1GIBOKN0003	9/21/2005 12:05	12	26.05	7.56	269	3.97
1GIBOKN0003	9/21/2005 12:05	13	26.01	7.55	269	3.8
1GIBOKN0003	9/21/2005 12:05	14	25.97	7.53	270	3.19
1GIBOKN0003	9/21/2005 12:05	15	25.96	7.52	270	2.73
1GIBOKN0003	9/21/2005 12:05	16	25.94	7.57	273	1.66
1GIBOKN0003	4/27/2006 9:25	0.1	18.92	8.16	307	8
1GIBOKN0003	4/27/2006 9:25	0.5	18.84	8.14	307	7.84
1GIBOKN0003	4/27/2006 9:25	1	18.82	8.14	307	7.87
1GIBOKN0003	4/27/2006 9:25	2	18.81	8.13	307	7.82
1GIBOKN0003	4/27/2006 9:25	3	18.8	8.14	307	7.78
1GIBOKN0003	4/27/2006 9:25	4	18.8	8.13	307	7.81
1GIBOKN0003	4/27/2006 9:25	5	18.8	8.14	307	7.8
1GIBOKN0003	4/27/2006 9:25	6	18.79	8.13	307	7.79
1GIBOKN0003	4/27/2006 9:25	7	18.79	8.13	307	7.76
1GIBOKN0003	4/27/2006 9:25	8	18.78	8.12	307	7.72
1GIBOKN0003	4/27/2006 9:25	9	18.77	8.11	307	7.65
1GIBOKN0003	4/27/2006 9:25	10	18.76	8.08	307	7.55
1GIBOKN0003	4/27/2006 9:25	11	18.76	8.08	307	7.51
1GIBOKN0003	4/27/2006 9:25	12	18.73	8.04	307	7.33
1GIBOKN0003	4/27/2006 9:25	13	18.7	8.05	307	7.28
1GIBOKN0003	4/27/2006 9:25	14	18.68	8	307	7.08
1GIBOKN0003	4/27/2006 9:25	15	18.62	7.97	308	6.88
1GIBOKN0003	4/27/2006 9:25	16	18.45	7.95	308	6.62
1GIBOKN0003	5/8/2006 11:00	0.1	20.43	8.1	318	8.09
1GIBOKN0003	5/8/2006 11:00	0.5	20.17	8.1	318	8.11
1GIBOKN0003	5/8/2006 11:00	1	20.02	8.1	318	8.08
1GIBOKN0003	5/8/2006 11:00	2	19.93	8.08	318	8

Station	Sample Date/Time	Depth (m)	Temperature (°C)	pH	Specific Conductivity (µS/cm)	DO (mg/L)
1GIBOKN0003	5/8/2006 11:00	3	19.91	8.08	318	7.94
1GIBOKN0003	5/8/2006 11:00	4	19.9	8.05	318	7.85
1GIBOKN0003	5/8/2006 11:00	5	19.89	8.05	318	7.77
1GIBOKN0003	5/8/2006 11:00	6	19.82	8.01	316	7.55
1GIBOKN0003	5/8/2006 11:00	7	19.77	7.95	315	7.33
1GIBOKN0003	5/8/2006 11:00	8	19.71	7.93	312	7.06
1GIBOKN0003	5/8/2006 11:00	9	19.68	7.91	311	6.96
1GIBOKN0003	5/8/2006 11:00	10	19.62	7.87	309	6.81
1GIBOKN0003	5/8/2006 11:00	11	19.58	7.83	310	6.56
1GIBOKN0003	5/8/2006 11:00	12	19.52	7.78	310	6.25
1GIBOKN0003	5/8/2006 11:00	13	19.48	7.76	309	6.07
1GIBOKN0003	5/8/2006 11:00	14	19.39	7.72	309	5.75
1GIBOKN0003	5/8/2006 11:00	15	19.29	7.68	307	5.36
1GIBOKN0003	5/8/2006 11:00	16	19.22	7.66	309	4.86
1GIBOKN0003	5/8/2006 11:00	17	19.02	7.64	310	4.33
1GIBOKN0003	5/8/2006 11:00	18	19.03	7.66	310	4.47
1GIBOKN0003	6/8/2006 9:25	0.1	26.76	8.59	287	9.1
1GIBOKN0003	6/8/2006 9:25	0.5	26.63	8.59	286	9.13
1GIBOKN0003	6/8/2006 9:25	1	26.42	8.58	286	9.06
1GIBOKN0003	6/8/2006 9:25	2	26.3	8.53	287	8.74
1GIBOKN0003	6/8/2006 9:25	3	26.26	8.48	287	8.51
1GIBOKN0003	6/8/2006 9:25	4	25.97	8.42	286	8.3
1GIBOKN0003	6/8/2006 9:25	5	25.46	8.23	286	7.21
1GIBOKN0003	6/8/2006 9:25	6	25.07	8.06	288	6.24
1GIBOKN0003	6/8/2006 9:25	7	25.01	8.02	289	5.96
1GIBOKN0003	6/8/2006 9:25	8	24.86	7.92	289	5.5
1GIBOKN0003	6/8/2006 9:25	9	24.68	7.73	290	4.57
1GIBOKN0003	6/8/2006 9:25	10	23.74	7.53	292	1.52
1GIBOKN0003	6/8/2006 9:25	11	22.21	7.5	293	0.48
1GIBOKN0003	6/8/2006 9:25	12	21.77	7.52	294	0.41
1GIBOKN0003	6/8/2006 9:25	13	21.49	7.53	295	0.41
1GIBOKN0003	6/8/2006 9:25	14	21.13	7.54	296	0.44
1GIBOKN0003	6/8/2006 9:25	15	20.68	7.54	297	0.44
1GIBOKN0003	6/8/2006 9:25	16	20.38	7.58	295	0.46
1GIBOKN0003	6/8/2006 9:25	17	19.84	7.62	297	0.46
1GIBOKN0003	6/8/2006 9:25	18	19.73	7.67	298	0.51
1GIBOKN0003	7/5/2006 12:25	0.5	28.37	8.54	295	9.18
1GIBOKN0003	7/5/2006 12:25	1	28.36	8.56	295	9.15

Station	Sample Date/Time	Depth (m)	Temperature (°C)	pH	Specific Conductivity (µS/cm)	DO (mg/L)
1GIBOKN0003	7/5/2006 12:25	2	28.34	8.53	295	9.1
1GIBOKN0003	7/5/2006 12:25	3	28.24	8.41	295	8.89
1GIBOKN0003	7/5/2006 12:25	4	27.92	8.09	298	7.38
1GIBOKN0003	7/5/2006 12:25	5	27.3	7.76	305	4.49
1GIBOKN0003	7/5/2006 12:25	6	27.24	7.72	305	4.32
1GIBOKN0003	7/5/2006 12:25	7	27.15	7.68	306	4.14
1GIBOKN0003	7/5/2006 12:25	8	27.04	7.63	306	3.58
1GIBOKN0003	7/5/2006 12:25	9	26.93	7.62	307	3.02
1GIBOKN0003	7/5/2006 12:25	10	26.81	7.57	308	2.36
1GIBOKN0003	7/5/2006 12:25	11	26.69	7.57	308	1.82
1GIBOKN0003	7/5/2006 12:25	12	26.48	7.55	307	0.87
1GIBOKN0003	7/5/2006 12:25	13	26.37	7.55	307	0.55
1GIBOKN0003	7/5/2006 12:25	14	26.18	7.57	308	0.38
1GIBOKN0003	7/5/2006 12:25	15	25.83	7.58	310	0.37
1GIBOKN0003	7/5/2006 12:25	16	24.15	7.67	320	0.5
1GIBOKN0003	8/8/2006 12:10	0.1	29.69	7.93	300	5.97
1GIBOKN0003	8/8/2006 12:10	0.5	29.14	7.8	301	4.82
1GIBOKN0003	8/8/2006 12:10	1	28.97	7.76	301	4.09
1GIBOKN0003	8/8/2006 12:10	2	28.88	7.73	301	3.55
1GIBOKN0003	8/8/2006 12:10	3	28.85	7.71	301	3.37
1GIBOKN0003	8/8/2006 12:10	4	28.82	7.7	301	3.19
1GIBOKN0003	8/8/2006 12:10	5	28.81	7.65	301	3.15
1GIBOKN0003	8/8/2006 12:10	6	28.81	7.6	301	3.08
1GIBOKN0003	8/8/2006 12:10	7	28.72	7.56	301	2.25
1GIBOKN0003	8/8/2006 12:10	8	28.55	7.51	301	1.28
1GIBOKN0003	8/8/2006 12:10	9	28.51	7.5	301	0.93
1GIBOKN0003	8/8/2006 12:10	10	28.42	7.52	301	0.47
1GIBOKN0003	8/8/2006 12:10	11	28.33	7.55	302	0.21
1GIBOKN0003	8/8/2006 12:10	12	28.22	7.56	304	0.19
1GIBOKN0003	8/8/2006 12:10	13	28.14	7.53	305	0.2
1GIBOKN0003	8/8/2006 12:10	14	28.01	7.51	307	0.2
1GIBOKN0003	8/8/2006 12:10	15	27.77	7.53	312	0.21
1GIBOKN0003	8/8/2006 12:10	16	27.3	7.47	319	0.23
1GIBOKN0003	8/24/2006 9:30	0.1	29.11	7.45	305	2.32
1GIBOKN0003	8/24/2006 9:30	0.5	29.11	7.45	305	2.23
1GIBOKN0003	8/24/2006 9:30	1	29.12	7.44	306	2.16
1GIBOKN0003	8/24/2006 9:30	2	29.11	7.43	305	2.06
1GIBOKN0003	8/24/2006 9:30	3	29.11	7.43	305	2.03

Station	Sample Date/Time	Depth (m)	Temperature (°C)	pH	Specific Conductivity (µS/cm)	DO (mg/L)
1GIBOKN0003	8/24/2006 9:30	4	29.1	7.43	305	2.01
1GIBOKN0003	8/24/2006 9:30	5	29.1	7.43	305	2.05
1GIBOKN0003	8/24/2006 9:30	6	29.1	7.44	305	2.13
1GIBOKN0003	8/24/2006 9:30	7	29.1	7.41	305	2.03
1GIBOKN0003	8/24/2006 9:30	8	29.1	7.4	305	1.98
1GIBOKN0003	8/24/2006 9:30	9	29.09	7.38	306	1.69
1GIBOKN0003	8/24/2006 9:30	10	29.08	7.39	306	1.53
1GIBOKN0003	8/24/2006 9:30	11	29.05	7.35	306	0.88
1GIBOKN0003	8/24/2006 9:30	12	28.97	7.33	307	0.25
1GIBOKN0003	8/24/2006 9:30	13	28.93	7.34	308	0.2
1GIBOKN0003	8/24/2006 9:30	14	28.85	7.32	311	0.22
1GIBOKN0003	8/24/2006 9:30	15	28.71	7.31	314	0.25
1GIBOKN0003	8/24/2006 9:30	16	28.57	7.32	316	0.27
1GIBOKN0003	9/6/2006 9:50	0.1	27.48	7.97	305	4.34
1GIBOKN0003	9/6/2006 9:50	0.5	27.47	7.97	305	4.34
1GIBOKN0003	9/6/2006 9:50	1	27.45	7.95	305	4.18
1GIBOKN0003	9/6/2006 9:50	2	27.43	7.95	305	4.14
1GIBOKN0003	9/6/2006 9:50	3	27.43	7.96	305	4.18
1GIBOKN0003	9/6/2006 9:50	4	27.43	7.97	305	4.16
1GIBOKN0003	9/6/2006 9:50	5	27.42	7.97	305	4.15
1GIBOKN0003	9/6/2006 9:50	6	27.42	7.95	305	4.12
1GIBOKN0003	9/6/2006 9:50	7	27.42	7.95	305	4.12
1GIBOKN0003	9/6/2006 9:50	8	27.42	7.93	305	4.11
1GIBOKN0003	9/6/2006 9:50	9	27.41	7.92	305	4.08
1GIBOKN0003	9/6/2006 9:50	10	27.41	7.89	305	3.9
1GIBOKN0003	9/6/2006 9:50	11	27.4	7.86	305	3.31
1GIBOKN0003	9/6/2006 9:50	12	27.32	7.83	306	2.02
1GIBOKN0003	9/6/2006 9:50	13	27.3	7.84	307	1.37
1GIBOKN0003	9/6/2006 9:50	14	27.28	7.84	306	0.87
1GIBOKN0003	9/6/2006 9:50	15	27.25	7.87	304	0.44
1GIBOKN0003	9/6/2006 9:50	16	27.14	7.91	305	0.49

Table D-3 Site 004 Station Data

Station	Sample Date/Time	Depth (m)	Temperature (°C)	pH	Specific Conductivity (µS/cm)	DO (mg/L)
1GIBOKN0004	3/24/2005 10:50	0.1	11.4	8.35	227	10.9
1GIBOKN0004	3/24/2005 10:50	0.5	11.4	8.35	227	10.84
1GIBOKN0004	3/24/2005 10:50	1	11.4	8.34	226	10.77
1GIBOKN0004	3/24/2005 10:50	2	11.36	8.32	226	10.74
1GIBOKN0004	3/24/2005 10:50	3	11.36	8.32	227	10.71
1GIBOKN0004	3/24/2005 10:50	4	11.33	8.32	226	10.7
1GIBOKN0004	3/24/2005 10:50	5	11.33	8.33	226	10.76
1GIBOKN0004	3/24/2005 10:50	6	11.33	8.35	225	10.82
1GIBOKN0004	3/24/2005 10:50	7	11.31	8.36	225	10.8
1GIBOKN0004	3/24/2005 10:50	8	11.28	8.33	224	10.73
1GIBOKN0004	4/20/2005 13:05	0.1	19.1	8.85	220	10.56
1GIBOKN0004	4/20/2005 13:05	0.5	19.07	8.85	220	10.53
1GIBOKN0004	4/20/2005 13:05	1	19.07	8.84	220	10.45
1GIBOKN0004	4/20/2005 13:05	2	19.05	8.82	220	10.29
1GIBOKN0004	4/20/2005 13:05	3	18.91	8.8	221	10.22
1GIBOKN0004	4/20/2005 13:05	4	18.82	8.77	222	10.09
1GIBOKN0004	4/20/2005 13:05	5	18.68	8.72	224	9.94
1GIBOKN0004	4/20/2005 13:05	6	18.58	8.69	226	9.78
1GIBOKN0004	4/20/2005 13:05	7	18.46	8.61	228	9.54
1GIBOKN0004	5/18/2005 12:30	0.1	21.89	8.88	257	10.68
1GIBOKN0004	5/18/2005 12:30	0.5	21.85	8.87	257	10.65
1GIBOKN0004	5/18/2005 12:30	1	21.83	8.87	257	10.64
1GIBOKN0004	5/18/2005 12:30	2	21.78	8.86	258	10.55
1GIBOKN0004	5/18/2005 12:30	3	21.69	8.84	258	10.44
1GIBOKN0004	5/18/2005 12:30	4	21.55	8.8	259	10.03
1GIBOKN0004	5/18/2005 12:30	5	21.49	8.76	259	9.71
1GIBOKN0004	5/18/2005 12:30	6	21.44	8.73	259	9.36
1GIBOKN0004	5/18/2005 12:30	7	21.28	8.7	263	9.52
1GIBOKN0004	7/6/2005 11:50	0.1	28.9	8.64	283	8.73
1GIBOKN0004	7/6/2005 11:50	0.5	28.86	8.61	283	8.68
1GIBOKN0004	7/6/2005 11:50	1	28.82	8.57	283	8.39
1GIBOKN0004	7/6/2005 11:50	2	28.55	8.37	286	7.19
1GIBOKN0004	7/6/2005 11:50	3	28.32	8.21	286	6.54
1GIBOKN0004	7/6/2005 11:50	4	28.25	7.93	297	5.26
1GIBOKN0004	7/6/2005 11:50	5	27.89	7.71	306	3.17
1GIBOKN0004	7/6/2005 11:50	6	27.77	7.67	307	2.46

Station	Sample Date/Time	Depth (m)	Temperature (°C)	pH	Specific Conductivity (µS/cm)	DO (mg/L)
1GIBOKN0004	7/6/2005 11:50	7	27.75	7.67	307	1.87
1GIBOKN0004	7/6/2005 11:50	8	27.53	7.65	311	0.52
1GIBOKN0004	7/6/2005 11:50	9	27.37	7.74	313	0.46
1GIBOKN0004	7/20/2005 12:15	0.1	30.36	8.64	282	8.67
1GIBOKN0004	7/20/2005 12:15	0.5	30.26	8.6	282	8.53
1GIBOKN0004	7/20/2005 12:15	1	30.26	8.59	282	8.46
1GIBOKN0004	7/20/2005 12:15	2	30.21	8.56	282	8.32
1GIBOKN0004	7/20/2005 12:15	3	30.16	8.5	282	7.87
1GIBOKN0004	7/20/2005 12:15	4	30.1	8.39	283	7.36
1GIBOKN0004	7/20/2005 12:15	5	29.8	8.14	285	6.32
1GIBOKN0004	7/20/2005 12:15	6	29.74	8.24	283	6.89
1GIBOKN0004	7/20/2005 12:15	7	29.62	8.15	284	6.46
1GIBOKN0004	7/20/2005 12:15	8	29.56	7.97	285	5.22
1GIBOKN0004	8/10/2005 12:20	0.1	31.55	9.05	278	11.85
1GIBOKN0004	8/10/2005 12:20	0.5	31.31	9.04	277	11.77
1GIBOKN0004	8/10/2005 12:20	1	30.83	8.96	278	11.02
1GIBOKN0004	8/10/2005 12:20	2	30.4	8.89	278	10.35
1GIBOKN0004	8/10/2005 12:20	3	30.26	8.87	278	9.91
1GIBOKN0004	8/10/2005 12:20	4	29.96	8.6	280	8.1
1GIBOKN0004	8/10/2005 12:20	5	29.26	7.73	284	2.9
1GIBOKN0004	8/10/2005 12:20	6	29.09	7.65	284	2.23
1GIBOKN0004	8/10/2005 12:20	7	28.95	7.59	285	1.55
1GIBOKN0004	8/10/2005 12:20	8	28.83	7.57	286	0.94
1GIBOKN0004	8/24/2005 10:20	0.1	28.99	8.13	280	5.93
1GIBOKN0004	8/24/2005 10:20	0.5	28.98	8.13	280	5.89
1GIBOKN0004	8/24/2005 10:20	1	28.97	8.1	280	5.69
1GIBOKN0004	8/24/2005 10:20	2	28.86	7.85	281	4.29
1GIBOKN0004	8/24/2005 10:20	3	28.82	7.86	281	4.35
1GIBOKN0004	8/24/2005 10:20	4	28.8	7.86	281	4.35
1GIBOKN0004	8/24/2005 10:20	5	28.79	7.85	280	4.23
1GIBOKN0004	8/24/2005 10:20	6	28.77	7.79	280	3.65
1GIBOKN0004	8/24/2005 10:20	7	28.74	7.67	282	2.97
1GIBOKN0004	8/24/2005 10:20	8	28.69	7.75	282	3.52
1GIBOKN0004	9/7/2005 11:55	0.1	28.55	8.32	274	6.85
1GIBOKN0004	9/7/2005 11:55	0.5	28.51	8.32	274	6.85
1GIBOKN0004	9/7/2005 11:55	1	28.48	8.33	274	6.87
1GIBOKN0004	9/7/2005 11:55	2	28.42	8.37	274	7.05

Station	Sample Date/Time	Depth (m)	Temperature (°C)	pH	Specific Conductivity (µS/cm)	DO (mg/L)
1GIBOKN0004	9/7/2005 11:55	3	28.37	8.4	274	7.08
1GIBOKN0004	9/7/2005 11:55	4	28.33	8.29	274	6.48
1GIBOKN0004	9/7/2005 11:55	5	28.31	8.29	274	6.46
1GIBOKN0004	9/7/2005 11:55	6	28.28	8.26	274	6.32
1GIBOKN0004	9/7/2005 11:55	7	28.25	8.03	276	5.03
1GIBOKN0004	9/21/2005 12:40	0.1	28.26	8.79	268	11.19
1GIBOKN0004	9/21/2005 12:40	0.5	28.73	8.83	268	11.62
1GIBOKN0004	9/21/2005 12:40	1	27.81	8.68	269	10.38
1GIBOKN0004	9/21/2005 12:40	2	27.4	8.46	271	8.8
1GIBOKN0004	9/21/2005 12:40	3	27.08	8.18	272	7.47
1GIBOKN0004	9/21/2005 12:40	4	26.79	7.88	273	6.09
1GIBOKN0004	9/21/2005 12:40	5	26.7	7.76	273	5.36
1GIBOKN0004	9/21/2005 12:40	6	26.44	7.68	273	4.22
1GIBOKN0004	9/21/2005 12:40	7	26.38	7.68	275	3.36
1GIBOKN0004	4/27/2006 9:55	0.1	19	7.99	307	6.86
1GIBOKN0004	4/27/2006 9:55	0.5	18.98	8	306	6.86
1GIBOKN0004	4/27/2006 9:55	1	18.81	7.98	306	6.73
1GIBOKN0004	4/27/2006 9:55	2	18.73	7.95	307	6.64
1GIBOKN0004	4/27/2006 9:55	3	18.69	7.97	306	6.64
1GIBOKN0004	4/27/2006 9:55	4	18.66	7.93	307	6.43
1GIBOKN0004	4/27/2006 9:55	5	18.65	7.89	307	6.2
1GIBOKN0004	4/27/2006 9:55	6	18.62	7.89	307	5.96
1GIBOKN0004	4/27/2006 9:55	7	18.62	7.89	307	5.91
1GIBOKN0004	5/8/2006 11:25	0.1	20.59	8.42	293	9.62
1GIBOKN0004	5/8/2006 11:25	0.5	20.54	8.42	293	9.54
1GIBOKN0004	5/8/2006 11:25	1	20.43	8.39	293	9.27
1GIBOKN0004	5/8/2006 11:25	2	20.12	8.3	294	8.77
1GIBOKN0004	5/8/2006 11:25	3	19.95	8.25	293	8.58
1GIBOKN0004	5/8/2006 11:25	4	19.81	8.17	287	8.28
1GIBOKN0004	5/8/2006 11:25	5	19.77	8.12	285	8.15
1GIBOKN0004	5/8/2006 11:25	6	19.77	8.12	285	8.12
1GIBOKN0004	5/8/2006 11:25	7	19.75	8.07	284	7.94
1GIBOKN0004	5/8/2006 11:25	8	19.71	7.91	283	7.11
1GIBOKN0004	5/8/2006 11:25	9	18.86	7.68	224	5.71
1GIBOKN0004	6/8/2006 10:00	0.1	26.76	8.54	273	8.75
1GIBOKN0004	6/8/2006 10:00	0.5	26.31	8.53	273	8.67
1GIBOKN0004	6/8/2006 10:00	1	26.01	8.48	273	8.33

Station	Sample Date/Time	Depth (m)	Temperature (°C)	pH	Specific Conductivity (µS/cm)	DO (mg/L)
1GIBOKN0004	6/8/2006 10:00	2	25.68	8.34	276	7.59
1GIBOKN0004	6/8/2006 10:00	3	25.6	8.26	277	7.15
1GIBOKN0004	6/8/2006 10:00	4	25.42	8.18	280	6.85
1GIBOKN0004	6/8/2006 10:00	5	25.35	8.13	283	6.72
1GIBOKN0004	6/8/2006 10:00	6	25.05	7.86	288	5.83
1GIBOKN0004	6/8/2006 10:00	7	24.69	7.78	289	4.8
1GIBOKN0004	6/8/2006 10:00	8	24.48	7.68	290	3.14
1GIBOKN0004	6/8/2006 10:00	9	24.03	7.69	290	2.33
1GIBOKN0004	7/5/2006 13:10	0.1	29.06	8.31	294	7.03
1GIBOKN0004	7/5/2006 13:10	0.5	29.04	8.28	295	6.99
1GIBOKN0004	7/5/2006 13:10	1	29	8.17	295	6.74
1GIBOKN0004	7/5/2006 13:10	2	28.8	8.04	296	6.28
1GIBOKN0004	7/5/2006 13:10	3	28.52	7.85	297	5.42
1GIBOKN0004	7/5/2006 13:10	4	27.97	7.68	300	4.37
1GIBOKN0004	7/5/2006 13:10	5	26.57	7.53	306	0.8
1GIBOKN0004	7/5/2006 13:10	6	26.38	7.59	306	0.46
1GIBOKN0004	7/5/2006 13:10	7	26.33	7.64	306	0.41
1GIBOKN0004	8/8/2006 12:45	0.1	30.66	8.57	290	7.87
1GIBOKN0004	8/8/2006 12:45	0.5	30.6	8.57	290	7.85
1GIBOKN0004	8/8/2006 12:45	1	30.42	8.54	290	7.6
1GIBOKN0004	8/8/2006 12:45	2	30.09	8.5	290	7.31
1GIBOKN0004	8/8/2006 12:45	3	30.04	8.45	291	7.16
1GIBOKN0004	8/8/2006 12:45	4	29.98	8.35	292	6.18
1GIBOKN0004	8/8/2006 12:45	5	29.9	8.31	293	5.68
1GIBOKN0004	8/8/2006 12:45	6	29.85	8.29	294	5.39
1GIBOKN0004	8/24/2006 10:40	0.1	29.92	8.24	293	7.69
1GIBOKN0004	8/24/2006 10:40	0.5	29.9	8.23	292	7.67
1GIBOKN0004	8/24/2006 10:40	1	29.87	8.22	292	7.65
1GIBOKN0004	8/24/2006 10:40	2	29.69	8.15	292	7.02
1GIBOKN0004	8/24/2006 10:40	3	29.66	8.06	293	6.77
1GIBOKN0004	8/24/2006 10:40	4	29.65	8.01	294	6.59
1GIBOKN0004	8/24/2006 10:40	5	29.64	7.93	293	6.43
1GIBOKN0004	8/24/2006 10:40	6	29.55	7.7	292	5.2
1GIBOKN0004	8/24/2006 10:40	7	29.43	7.52	291	3.57
1GIBOKN0004	8/24/2006 10:40	8	29.06	7.49	294	0.76
1GIBOKN0004	9/6/2006 10:20	0.1	27.13	8.2	301	5.86
1GIBOKN0004	9/6/2006 10:20	0.5	27.12	8.19	301	5.84

Station	Sample Date/Time	Depth (m)	Temperature (°C)	pH	Specific Conductivity (µS/cm)	DO (mg/L)
1GIBOKN0004	9/6/2006 10:20	1	27.08	8.2	302	5.63
1GIBOKN0004	9/6/2006 10:20	2	27.03	8.19	302	5.33
1GIBOKN0004	9/6/2006 10:20	3	27.02	8.19	302	5.45
1GIBOKN0004	9/6/2006 10:20	4	26.99	8.23	301	5.8
1GIBOKN0004	9/6/2006 10:20	5	26.94	8.25	301	6.03
1GIBOKN0004	9/6/2006 10:20	6	26.91	8.25	301	6.23
1GIBOKN0004	9/6/2006 10:20	7	26.89	8.25	300	6.28
1GIBOKN0004	9/6/2006 10:20	8	26.87	8.2	300	5.84

Table D-4 Site 005 Station Data

Station	Sample Date/Time	Depth (m)	Temperature (°C)	pH	Specific Conductivity (uS/cm)	DO (mg/L)
1GIBOKN0005	3/24/2005 12:50	0.1	11.1	8.39	250	11.24
1GIBOKN0005	3/24/2005 12:50	0.5	11.1	8.39	250	11.23
1GIBOKN0005	3/24/2005 12:50	1	11.07	8.38	250	11.21
1GIBOKN0005	3/24/2005 12:50	2	11.06	8.37	250	11.2
1GIBOKN0005	3/24/2005 12:50	3	11.04	8.36	250	11.16
1GIBOKN0005	3/24/2005 12:50	4	11.04	8.35	250	11.11
1GIBOKN0005	3/24/2005 12:50	5	11.03	8.34	251	11.08
1GIBOKN0005	3/24/2005 12:50	6	11.03	8.33	250	11.06
1GIBOKN0005	3/24/2005 12:50	7	11.02	8.31	251	10.95
1GIBOKN0005	3/24/2005 12:50	8	11.02	8.28	251	10.87
1GIBOKN0005	3/24/2005 12:50	9	11.02	8.27	251	10.95
1GIBOKN0005	4/20/2005 11:50	0.1	18.18	8.72	275	10.7
1GIBOKN0005	4/20/2005 11:50	0.5	18.16	8.72	275	10.65
1GIBOKN0005	4/20/2005 11:50	1	18.08	8.69	275	10.38
1GIBOKN0005	4/20/2005 11:50	2	18.04	8.67	275	10.24
1GIBOKN0005	4/20/2005 11:50	3	18	8.65	274	9.99
1GIBOKN0005	4/20/2005 11:50	4	17.87	8.61	274	9.76
1GIBOKN0005	4/20/2005 11:50	5	17.73	8.51	276	9.25
1GIBOKN0005	4/20/2005 11:50	6	17.39	8.33	280	8.11
1GIBOKN0005	4/20/2005 11:50	7	16.88	8.12	281	7.44
1GIBOKN0005	4/20/2005 11:50	8	16.62	8.08	283	7.53
1GIBOKN0005	5/18/2005 10:35	0.1	21.87	8.79	281	9.85

Station	Sample Date/Time	Depth (m)	Temperature (°C)	pH	Specific Conductivity (uS/cm)	DO (mg/L)
1GIBOKN0005	5/18/2005 10:35	0.5	21.85	8.78	281	9.79
1GIBOKN0005	5/18/2005 10:35	1	21.8	8.75	281	9.62
1GIBOKN0005	5/18/2005 10:35	2	21.78	8.74	281	9.51
1GIBOKN0005	5/18/2005 10:35	3	21.68	8.69	281	9.19
1GIBOKN0005	5/18/2005 10:35	4	21.54	8.58	284	8.1
1GIBOKN0005	5/18/2005 10:35	5	21.31	8.46	293	7.71
1GIBOKN0005	5/18/2005 10:35	6	21.17	8.34	293	7.22
1GIBOKN0005	5/18/2005 10:35	7	20.73	8.02	297	5.51
1GIBOKN0005	5/18/2005 10:35	8	20.1	7.79	304	3.48
1GIBOKN0005	7/6/2005 9:50	0.1	28.13	8.46	302	8.52
1GIBOKN0005	7/6/2005 9:50	0.5	28.05	8.44	302	8.54
1GIBOKN0005	7/6/2005 9:50	1	27.98	8.4	302	8.44
1GIBOKN0005	7/6/2005 9:50	2	27.84	8.24	303	7.34
1GIBOKN0005	7/6/2005 9:50	3	27.81	8.22	303	7.43
1GIBOKN0005	7/6/2005 9:50	4	27.69	8.12	304	6.77
1GIBOKN0005	7/6/2005 9:50	5	27.64	8.01	306	6.24
1GIBOKN0005	7/6/2005 9:50	6	27.59	7.84	307	4.88
1GIBOKN0005	7/6/2005 9:50	7	27.5	7.66	311	2.8
1GIBOKN0005	7/6/2005 9:50	8	27.38	7.64	313	2.37
1GIBOKN0005	7/6/2005 9:50	9	27.17	7.69	315	2.58
1GIBOKN0005	7/20/2005 10:35	0.1	29.64	8.47	286	8.18
1GIBOKN0005	7/20/2005 10:35	0.5	29.61	8.46	286	8.13
1GIBOKN0005	7/20/2005 10:35	1	29.54	8.4	286	7.88
1GIBOKN0005	7/20/2005 10:35	2	29.47	8.35	287	7.65
1GIBOKN0005	7/20/2005 10:35	3	29.47	8.33	287	7.5
1GIBOKN0005	7/20/2005 10:35	4	29.32	8.21	289	7.03
1GIBOKN0005	7/20/2005 10:35	5	29.3	8.18	289	6.86
1GIBOKN0005	7/20/2005 10:35	6	29.19	7.95	290	5.53
1GIBOKN0005	7/20/2005 10:35	7	29.02	7.68	292	3.8
1GIBOKN0005	7/20/2005 10:35	8	28.63	7.45	295	0.81
1GIBOKN0005	7/20/2005 10:35	9	27.89	7.39	306	0.45
1GIBOKN0005	7/20/2005 10:35	10	27.07	7.34	330	0.5
1GIBOKN0005	8/10/2005 10:35	0.1	30.64	8.96	277	11.16
1GIBOKN0005	8/10/2005 10:35	0.5	30.52	8.98	278	11.23
1GIBOKN0005	8/10/2005 10:35	1	30.3	8.93	278	10.66
1GIBOKN0005	8/10/2005 10:35	2	30.11	8.82	279	9.21
1GIBOKN0005	8/10/2005 10:35	3	29.73	8.23	283	5.44

Station	Sample Date/Time	Depth (m)	Temperature (°C)	pH	Specific Conductivity (uS/cm)	DO (mg/L)
1GIBOKN0005	8/10/2005 10:35	4	29.43	7.95	284	3.76
1GIBOKN0005	8/10/2005 10:35	5	29.25	7.7	285	2.12
1GIBOKN0005	8/10/2005 10:35	6	29.11	7.6	286	1.15
1GIBOKN0005	8/10/2005 10:35	7	29	7.57	286	1.06
1GIBOKN0005	8/10/2005 10:35	8	28.86	7.56	290	0.62
1GIBOKN0005	8/10/2005 10:35	9	28.72	7.55	291	0.65
1GIBOKN0005	8/10/2005 10:35	9.4	28.47	7.51	300	0.8
1GIBOKN0005	8/24/2005 11:25	0.1	29.15	8.2	277	6.23
1GIBOKN0005	8/24/2005 11:25	0.5	29.17	8.2	277	6.22
1GIBOKN0005	8/24/2005 11:25	1	29.13	8.18	277	6.07
1GIBOKN0005	8/24/2005 11:25	2	29.01	8.11	277	5.63
1GIBOKN0005	8/24/2005 11:25	3	29	8.09	277	5.41
1GIBOKN0005	8/24/2005 11:25	4	28.99	8.06	277	5.22
1GIBOKN0005	8/24/2005 11:25	5	28.97	7.98	278	4.75
1GIBOKN0005	8/24/2005 11:25	6	28.97	7.97	278	4.53
1GIBOKN0005	8/24/2005 11:25	7	28.94	7.82	279	3.5
1GIBOKN0005	8/24/2005 11:25	8	28.87	7.72	280	2.83
1GIBOKN0005	9/7/2005 10:50	0.1	28.17	8.17	269	6.55
1GIBOKN0005	9/7/2005 10:50	0.5	28.17	8.15	270	6.41
1GIBOKN0005	9/7/2005 10:50	1	28.11	8.1	270	6.15
1GIBOKN0005	9/7/2005 10:50	2	27.95	8.01	271	5.39
1GIBOKN0005	9/7/2005 10:50	3	27.93	8.03	271	5.54
1GIBOKN0005	9/7/2005 10:50	4	27.92	7.98	271	5.27
1GIBOKN0005	9/7/2005 10:50	5	27.91	7.93	271	4.99
1GIBOKN0005	9/7/2005 10:50	6	27.87	7.8	272	3.93
1GIBOKN0005	9/7/2005 10:50	7	27.86	7.79	272	3.94
1GIBOKN0005	9/7/2005 10:50	8	27.83	7.75	273	3.26
1GIBOKN0005	9/21/2005 10:25	0.5	27.67	8.7	265	10.76
1GIBOKN0005	9/21/2005 10:25	1	27.3	8.57	265	10.06
1GIBOKN0005	9/21/2005 10:25	2	26.68	8.02	268	7.09
1GIBOKN0005	9/21/2005 10:25	3	26.41	7.86	269	6.05
1GIBOKN0005	9/21/2005 10:25	4	26.35	7.85	270	5.85
1GIBOKN0005	9/21/2005 10:25	5	26.26	7.8	270	5.49
1GIBOKN0005	9/21/2005 10:25	6	26.15	7.7	272	4.11
1GIBOKN0005	9/21/2005 10:25	7	26.01	7.62	274	2.67
1GIBOKN0005	9/21/2005 10:25	8	25.95	7.64	276	2.16
1GIBOKN0005	4/27/2006 10:55	0.1	20.04	8.24	319	8.33

Station	Sample Date/Time	Depth (m)	Temperature (°C)	pH	Specific Conductivity (uS/cm)	DO (mg/L)
1GIBOKN0005	4/27/2006 10:55	0.5	19.88	8.24	319	8.25
1GIBOKN0005	4/27/2006 10:55	1	19.47	8.2	319	7.93
1GIBOKN0005	4/27/2006 10:55	2	19.36	8.15	319	7.82
1GIBOKN0005	4/27/2006 10:55	3	19.33	8.13	319	7.76
1GIBOKN0005	4/27/2006 10:55	4	19.31	8.14	319	7.78
1GIBOKN0005	4/27/2006 10:55	5	19.3	8.14	319	7.81
1GIBOKN0005	4/27/2006 10:55	6	19.28	8.15	318	7.83
1GIBOKN0005	4/27/2006 10:55	7	19.18	8.13	319	7.73
1GIBOKN0005	4/27/2006 10:55	8	18.91	8.11	319	7.76
1GIBOKN0005	5/8/2006 10:25	0.1	20.32	8.23	310	8.68
1GIBOKN0005	5/8/2006 10:25	0.5	20.28	8.22	309	8.63
1GIBOKN0005	5/8/2006 10:25	1	20.22	8.19	309	8.35
1GIBOKN0005	5/8/2006 10:25	2	19.91	8.08	305	8.02
1GIBOKN0005	5/8/2006 10:25	3	19.8	7.95	304	7.34
1GIBOKN0005	5/8/2006 10:25	4	19.5	7.85	293	7.12
1GIBOKN0005	5/8/2006 10:25	5	19.48	7.85	293	7.22
1GIBOKN0005	5/8/2006 10:25	6	19.43	7.88	290	7.34
1GIBOKN0005	5/8/2006 10:25	7	19.42	7.87	291	7.32
1GIBOKN0005	5/8/2006 10:25	8	19.3	7.84	287	7.21
1GIBOKN0005	5/8/2006 10:25	9	19.29	7.85	288	7.06
1GIBOKN0005	5/8/2006 10:25	10	19.26	7.82	289	6.92
1GIBOKN0005	6/8/2006 11:25	0.1	27.78	8.46	294	8.46
1GIBOKN0005	6/8/2006 11:25	0.5	27.34	8.44	294	8.4
1GIBOKN0005	6/8/2006 11:25	1	26.79	8.4	292	8.13
1GIBOKN0005	6/8/2006 11:25	2	26.41	8.3	293	7.43
1GIBOKN0005	6/8/2006 11:25	3	26.23	8.21	293	6.92
1GIBOKN0005	6/8/2006 11:25	4	26.1	8.08	293	6.33
1GIBOKN0005	6/8/2006 11:25	5	25.99	7.95	294	5.53
1GIBOKN0005	6/8/2006 11:25	6	25.81	7.85	294	4.91
1GIBOKN0005	6/8/2006 11:25	7	25.62	7.76	296	3.94
1GIBOKN0005	6/8/2006 11:25	8	25.26	7.71	299	3.21
1GIBOKN0005	6/8/2006 11:25	9	25.01	7.73	301	3.12
1GIBOKN0005	7/5/2006 11:15	0.1	28.57	8.42	307	8.04
1GIBOKN0005	7/5/2006 11:15	0.5	28.57	8.42	307	8.04
1GIBOKN0005	7/5/2006 11:15	1	28.56	8.43	306	8.02
1GIBOKN0005	7/5/2006 11:15	2	28.54	8.42	307	8
1GIBOKN0005	7/5/2006 11:15	3	28.47	8.38	307	7.84

Station	Sample Date/Time	Depth (m)	Temperature (°C)	pH	Specific Conductivity (uS/cm)	DO (mg/L)
1GIBOKN0005	7/5/2006 11:15	4	28.43	8.29	307	7.7
1GIBOKN0005	7/5/2006 11:15	5	28.34	8.15	307	7.17
1GIBOKN0005	7/5/2006 11:15	6	28.19	7.94	308	6.15
1GIBOKN0005	7/5/2006 11:15	7	27.68	7.68	314	2.66
1GIBOKN0005	7/5/2006 11:15	8	27.39	7.68	315	0.86
1GIBOKN0005	8/8/2006 10:20	0.1	30.55	8.67	307	7.72
1GIBOKN0005	8/8/2006 10:20	0.5	30.53	8.65	307	7.71
1GIBOKN0005	8/8/2006 10:20	1	30.49	8.62	307	7.61
1GIBOKN0005	8/8/2006 10:20	2	30.43	8.58	308	7.41
1GIBOKN0005	8/8/2006 10:20	3	30.37	8.5	308	7.24
1GIBOKN0005	8/8/2006 10:20	4	30.29	8.32	310	6.4
1GIBOKN0005	8/8/2006 10:20	5	30.1	7.99	314	4.33
1GIBOKN0005	8/8/2006 10:20	6	29.89	7.83	315	2.35
1GIBOKN0005	8/8/2006 10:20	7	29.61	7.81	312	1.16
1GIBOKN0005	8/8/2006 10:20	8	29.48	7.93	312	0.47
1GIBOKN0005	8/24/2006 12:15	0.1	30.04	8.12	309	6.92
1GIBOKN0005	8/24/2006 12:15	0.5	30.02	8.04	309	6.81
1GIBOKN0005	8/24/2006 12:15	1	29.89	7.96	309	6.46
1GIBOKN0005	8/24/2006 12:15	2	29.57	7.8	310	5.78
1GIBOKN0005	8/24/2006 12:15	3	29.38	7.62	312	4.84
1GIBOKN0005	8/24/2006 12:15	4	29.31	7.42	312	2.6
1GIBOKN0005	8/24/2006 12:15	5	29.29	7.41	313	2.93
1GIBOKN0005	8/24/2006 12:15	6	29.28	7.36	312	1.86
1GIBOKN0005	8/24/2006 12:15	7	29.26	7.33	312	1.08
1GIBOKN0005	8/24/2006 12:15	8	29.23	7.34	313	0.86
1GIBOKN0005	9/6/2006 9:10	0.1	26.95	8.27	315	6.23
1GIBOKN0005	9/6/2006 9:10	0.5	26.94	8.28	315	6.19
1GIBOKN0005	9/6/2006 9:10	1	26.94	8.28	315	6.11
1GIBOKN0005	9/6/2006 9:10	2	26.94	8.27	315	6.04
1GIBOKN0005	9/6/2006 9:10	3	26.94	8.27	315	6.04
1GIBOKN0005	9/6/2006 9:10	4	26.94	8.26	315	6.04
1GIBOKN0005	9/6/2006 9:10	5	26.93	8.25	315	6.07
1GIBOKN0005	9/6/2006 9:10	6	26.94	8.25	315	6.08
1GIBOKN0005	9/6/2006 9:10	7	26.92	8.25	315	6.11
1GIBOKN0005	9/6/2006 9:10	8	26.91	8.26	315	6.1

Table D-5 Site 006 Station Data

Station	Sample Date/Time	Depth (m)	Temperature (°C)	pH	Specific Conductivity (uS/cm)	DO (mg/L)
1GIBOKN0006	3/24/2005 9:25	0.1	10.08	8.14	264	11.33
1GIBOKN0006	3/24/2005 9:25	0.5	10.08	8.15	264	11.33
1GIBOKN0006	3/24/2005 9:25	1	10.07	8.15	264	11.33
1GIBOKN0006	3/24/2005 9:25	2	10.07	8.15	264	11.33
1GIBOKN0006	3/24/2005 9:25	3	10.07	8.15	264	11.34
1GIBOKN0006	3/24/2005 9:25	4	10.07	8.16	264	11.35
1GIBOKN0006	3/24/2005 9:25	5	10.11	8.17	263	11.34
1GIBOKN0006	3/24/2005 9:25	6	10.1	8.15	263	11.28
1GIBOKN0006	3/24/2005 9:25	7	10.1	8.13	263	11.19
1GIBOKN0006	3/24/2005 9:25	8	10.09	8.12	264	11.15
1GIBOKN0006	3/24/2005 9:25	9	10.13	8.12	263	11.11
1GIBOKN0006	4/20/2005 10:50	0.1	17.81	8.53	300	10.31
1GIBOKN0006	4/20/2005 10:50	0.5	17.8	8.52	300	10.25
1GIBOKN0006	4/20/2005 10:50	1	17.74	8.5	300	10.21
1GIBOKN0006	4/20/2005 10:50	2	17.76	8.5	301	10.16
1GIBOKN0006	4/20/2005 10:50	3	17.71	8.45	301	10.01
1GIBOKN0006	4/20/2005 10:50	4	17.68	8.38	301	9.81
1GIBOKN0006	4/20/2005 10:50	5	17.51	8.27	302	9.61
1GIBOKN0006	4/20/2005 10:50	6	16.48	7.93	307	9.19
1GIBOKN0006	4/20/2005 10:50	7	15.65	7.82	307	9.04
1GIBOKN0006	4/20/2005 10:50	8	15.52	7.83	307	9.08
1GIBOKN0006	5/18/2005 9:50	0.1	20.89	8.43	319	8.16
1GIBOKN0006	5/18/2005 9:50	0.5	20.88	8.43	319	8.15
1GIBOKN0006	5/18/2005 9:50	1	20.88	8.43	319	8.17
1GIBOKN0006	5/18/2005 9:50	2	20.87	8.43	319	8.14
1GIBOKN0006	5/18/2005 9:50	3	20.87	8.42	319	8.08
1GIBOKN0006	5/18/2005 9:50	4	20.8	8.41	319	7.97
1GIBOKN0006	5/18/2005 9:50	5	20.33	8.4	318	7.97
1GIBOKN0006	5/18/2005 9:50	6	20.28	8.41	318	8
1GIBOKN0006	5/18/2005 9:50	7	20.19	8.4	318	8.04
1GIBOKN0006	5/18/2005 9:50	8	20.17	8.4	318	8.06
1GIBOKN0006	7/6/2005 9:05	0.1	27.22	8.11	299	7.07
1GIBOKN0006	7/6/2005 9:05	0.5	27.19	8.1	298	6.96
1GIBOKN0006	7/6/2005 9:05	1	27.14	8.07	299	6.81
1GIBOKN0006	7/6/2005 9:05	2	27.07	8.04	299	6.59

Station	Sample Date/Time	Depth (m)	Temperature (°C)	pH	Specific Conductivity (uS/cm)	DO (mg/L)
1GIBOKN0006	7/6/2005 9:05	3	27.06	8.05	299	6.59
1GIBOKN0006	7/6/2005 9:05	4	27.06	8.05	299	6.62
1GIBOKN0006	7/6/2005 9:05	5	27.06	8.05	299	6.65
1GIBOKN0006	7/6/2005 9:05	6	27.06	8.05	299	6.72
1GIBOKN0006	7/6/2005 9:05	7	27.05	8.05	300	6.67
1GIBOKN0006	7/6/2005 9:05	8	27.05	8.05	300	6.73
1GIBOKN0006	7/6/2005 9:05	9	27.05	8.06	300	6.87
1GIBOKN0006	7/6/2005 9:05	10	27.04	8.05	300	6.87
1GIBOKN0006	7/20/2005 9:45	0.1	29.42	8.24	290	7.81
1GIBOKN0006	7/20/2005 9:45	0.5	29.39	8.24	290	7.8
1GIBOKN0006	7/20/2005 9:45	1	29.34	8.22	290	7.87
1GIBOKN0006	7/20/2005 9:45	2	29.03	8.2	288	8.25
1GIBOKN0006	7/20/2005 9:45	3	28.95	8.09	289	7.74
1GIBOKN0006	7/20/2005 9:45	4	28.57	7.78	289	6.39
1GIBOKN0006	7/20/2005 9:45	5	28.35	7.69	289	5.91
1GIBOKN0006	7/20/2005 9:45	6	28.21	7.63	289	5.6
1GIBOKN0006	7/20/2005 9:45	7	28.14	7.58	290	4.8
1GIBOKN0006	7/20/2005 9:45	8	28.08	7.56	291	4.35
1GIBOKN0006	7/20/2005 9:45	9	27.81	7.53	294	3.07
1GIBOKN0006	8/10/2005 9:30	0.1	30.15	8.68	277	10.28
1GIBOKN0006	8/10/2005 9:30	0.5	30.09	8.66	277	10.26
1GIBOKN0006	8/10/2005 9:30	1	30.04	8.64	276	10.2
1GIBOKN0006	8/10/2005 9:30	2	29.98	8.59	277	9.72
1GIBOKN0006	8/10/2005 9:30	3	29.73	8.21	279	7.94
1GIBOKN0006	8/10/2005 9:30	4	29.45	8.01	279	7.26
1GIBOKN0006	8/10/2005 9:30	5	29.23	7.86	279	6.36
1GIBOKN0006	8/10/2005 9:30	6	29.17	7.76	280	5.3
1GIBOKN0006	8/10/2005 9:30	7	28.98	7.7	280	4.7
1GIBOKN0006	8/10/2005 9:30	8	28.92	7.7	281	4.85
1GIBOKN0006	8/10/2005 9:30	9	28.84	7.6	283	2.92
1GIBOKN0006	8/24/2005 12:05	0.1	29.95	8.46	276	8.47
1GIBOKN0006	8/24/2005 12:05	0.5	29.74	8.48	275	8.35
1GIBOKN0006	8/24/2005 12:05	1	29.22	8.39	275	7.56
1GIBOKN0006	8/24/2005 12:05	2	29.01	8.19	277	6.68
1GIBOKN0006	8/24/2005 12:05	3	28.96	8.17	277	6.54
1GIBOKN0006	8/24/2005 12:05	4	28.93	8.14	277	6.29
1GIBOKN0006	8/24/2005 12:05	5	28.88	7.97	278	5.55

Station	Sample Date/Time	Depth (m)	Temperature (°C)	pH	Specific Conductivity (uS/cm)	DO (mg/L)
1GIBOKN0006	8/24/2005 12:05	6	28.87	7.93	278	5.32
1GIBOKN0006	8/24/2005 12:05	7	28.85	7.88	278	5.1
1GIBOKN0006	8/24/2005 12:05	8	28.73	7.81	279	4.68
1GIBOKN0006	8/24/2005 12:05	9	28.61	7.71	279	3.89
1GIBOKN0006	9/7/2005 10:00	0.1	27.84	7.84	266	6.25
1GIBOKN0006	9/7/2005 10:00	0.5	27.83	7.83	266	6.17
1GIBOKN0006	9/7/2005 10:00	1	27.81	7.82	266	6.09
1GIBOKN0006	9/7/2005 10:00	2	27.74	7.79	266	5.84
1GIBOKN0006	9/7/2005 10:00	3	27.73	7.81	266	5.9
1GIBOKN0006	9/7/2005 10:00	4	27.69	7.81	266	6.1
1GIBOKN0006	9/7/2005 10:00	5	27.68	7.83	265	6.14
1GIBOKN0006	9/7/2005 10:00	6	27.67	7.82	265	6.14
1GIBOKN0006	9/7/2005 10:00	7	27.67	7.82	265	6.05
1GIBOKN0006	9/7/2005 10:00	8	27.68	7.81	265	5.99
1GIBOKN0006	9/7/2005 10:00	9	27.68	7.82	266	5.97
1GIBOKN0006	9/21/2005 9:45	0.1	27.9	8.62	281	10.48
1GIBOKN0006	9/21/2005 9:45	0.5	27.83	8.59	281	10.29
1GIBOKN0006	9/21/2005 9:45	1	27.77	8.53	282	9.97
1GIBOKN0006	9/21/2005 9:45	2	27.08	8.13	289	8.04
1GIBOKN0006	9/21/2005 9:45	3	26.72	7.98	292	7.24
1GIBOKN0006	9/21/2005 9:45	4	26.51	7.9	295	6.73
1GIBOKN0006	9/21/2005 9:45	5	26.42	7.82	296	6.25
1GIBOKN0006	9/21/2005 9:45	6	26.31	7.72	293	5.14
1GIBOKN0006	9/21/2005 9:45	7	26.25	7.66	291	4.34
1GIBOKN0006	9/21/2005 9:45	8	26.23	7.65	291	3.91
1GIBOKN0006	4/27/2006 12:05	0.1	20.4	8.14	349	8.12
1GIBOKN0006	4/27/2006 12:05	0.5	20.24	8.13	351	7.99
1GIBOKN0006	4/27/2006 12:05	1	19.79	8.1	351	7.82
1GIBOKN0006	4/27/2006 12:05	2	19.68	8.04	352	7.61
1GIBOKN0006	4/27/2006 12:05	3	19.48	8.02	352	7.43
1GIBOKN0006	4/27/2006 12:05	4	19.39	8	353	7.41
1GIBOKN0006	4/27/2006 12:05	5	19.38	8.02	353	7.43
1GIBOKN0006	4/27/2006 12:05	6	19.35	8.01	354	7.47
1GIBOKN0006	4/27/2006 12:05	7	19.33	8.01	354	7.56
1GIBOKN0006	4/27/2006 12:05	8	19.31	8.03	354	7.62
1GIBOKN0006	4/27/2006 12:05	9	19.31	8.04	354	7.61
1GIBOKN0006	5/8/2006 9:55	0.1	19.47	8.14	288	8.59

Station	Sample Date/Time	Depth (m)	Temperature (°C)	pH	Specific Conductivity (uS/cm)	DO (mg/L)
1GIBOKN0006	5/8/2006 9:55	0.5	19.47	8.14	288	8.56
1GIBOKN0006	5/8/2006 9:55	1	19.45	8.13	288	8.52
1GIBOKN0006	5/8/2006 9:55	2	19.44	8.12	288	8.49
1GIBOKN0006	5/8/2006 9:55	3	19.43	8.11	288	8.48
1GIBOKN0006	6/8/2006 12:30	0.5	No Data	No Data	No Data	No Data
1GIBOKN0006	7/5/2006 9:55	0.1	28.99	8.4	316	7.8
1GIBOKN0006	7/5/2006 9:55	0.5	28.99	8.39	316	7.78
1GIBOKN0006	7/5/2006 9:55	1	28.98	8.38	316	7.71
1GIBOKN0006	7/5/2006 9:55	2	28.94	8.36	316	7.59
1GIBOKN0006	7/5/2006 9:55	3	28.93	8.33	316	7.48
1GIBOKN0006	7/5/2006 9:55	4	28.89	8.25	316	7.14
1GIBOKN0006	7/5/2006 9:55	5	28.84	8.13	316	6.67
1GIBOKN0006	7/5/2006 9:55	6	28.63	7.97	326	5.56
1GIBOKN0006	7/5/2006 9:55	7	28.26	7.79	330	4.01
1GIBOKN0006	7/5/2006 9:55	8	27.79	7.69	336	2.54
1GIBOKN0006	7/5/2006 9:55	9	27.39	7.71	343	1.54
1GIBOKN0006	8/8/2006 9:30	0.1	30.54	8.68	320	8.37
1GIBOKN0006	8/8/2006 9:30	0.5	30.53	8.63	320	8.33
1GIBOKN0006	8/8/2006 9:30	1	30.53	8.59	320	8.32
1GIBOKN0006	8/8/2006 9:30	2	30.52	8.54	320	8.22
1GIBOKN0006	8/8/2006 9:30	3	30.49	8.47	320	8.01
1GIBOKN0006	8/8/2006 9:30	4	30.04	8.18	317	6.84
1GIBOKN0006	8/8/2006 9:30	5	29.8	8.03	314	6.54
1GIBOKN0006	8/8/2006 9:30	6	29.37	7.87	308	5.68
1GIBOKN0006	8/8/2006 9:30	7	29.3	7.85	308	5.35
1GIBOKN0006	8/8/2006 9:30	8	29.28	7.85	308	5.24
1GIBOKN0006	8/8/2006 9:30	9	29.28	7.85	308	5.13
1GIBOKN0006	8/24/2006 13:05	0.1	30.05	8.15	317	6.99
1GIBOKN0006	8/24/2006 13:05	0.5	30.05	8.14	317	6.97
1GIBOKN0006	8/24/2006 13:05	1	30.03	8.13	317	6.93
1GIBOKN0006	8/24/2006 13:05	2	30	8.11	317	6.81
1GIBOKN0006	8/24/2006 13:05	3	29.99	8.08	317	6.78
1GIBOKN0006	8/24/2006 13:05	4	29.99	8.08	317	6.76
1GIBOKN0006	8/24/2006 13:05	5	29.96	8	318	6.46
1GIBOKN0006	8/24/2006 13:05	6	29.84	7.9	318	5.81
1GIBOKN0006	8/24/2006 13:05	7	29.66	7.77	320	4.36

Station	Sample Date/Time	Depth (m)	Temperature (°C)	pH	Specific Conductivity (uS/cm)	DO (mg/L)
1GIBOKN0006	8/24/2006 13:05	8	29.6	7.74	321	4.04
1GIBOKN0006	9/6/2006 8:40	0.1	26.52	8.24	328	5.78
1GIBOKN0006	9/6/2006 8:40	0.5	26.51	8.26	328	5.76
1GIBOKN0006	9/6/2006 8:40	1	26.52	8.27	327	5.73
1GIBOKN0006	9/6/2006 8:40	2	26.53	8.26	328	5.7
1GIBOKN0006	9/6/2006 8:40	3	26.52	8.27	328	5.7
1GIBOKN0006	9/6/2006 8:40	4	26.52	8.26	328	5.69
1GIBOKN0006	9/6/2006 8:40	5	26.51	8.26	328	5.67
1GIBOKN0006	9/6/2006 8:40	6	26.51	8.26	328	5.67
1GIBOKN0006	9/6/2006 8:40	7	26.49	8.26	328	5.66
1GIBOKN0006	9/6/2006 8:40	8	26.49	8.24	328	5.63
1GIBOKN0006	9/6/2006 8:40	9	26.51	8.25	328	5.56

Table D-6 Site 008 Station Data

Station	Sample Date/Time	Depth (m)	Temperature (°C)	pH	Specific Conductivity (uS/cm)	DO (mg/L)
1GIBOKN0008	3/24/2005 14:05	0.5	10.59	8.4	258	12.03
1GIBOKN0008	4/20/2005 10:05	0.1	15.01	7.87	313	9.37
1GIBOKN0008	4/20/2005 10:05	0.5	15.02	7.87	313	9.34
1GIBOKN0008	4/20/2005 10:05	1	14.98	7.87	313	9.29
1GIBOKN0008	4/20/2005 10:05	2	14.93	7.86	313	9.24
1GIBOKN0008	4/20/2005 10:05	3	14.83	7.86	313	9.22
1GIBOKN0008	4/20/2005 10:05	4	14.82	7.86	313	9.22
1GIBOKN0008	5/18/2005 8:45	0.1	19.11	8.26	319	7.76
1GIBOKN0008	5/18/2005 8:45	0.5	19.1	8.26	320	7.75
1GIBOKN0008	5/18/2005 8:45	1	19.09	8.27	320	7.75
1GIBOKN0008	5/18/2005 8:45	2	19.08	8.26	320	7.76
1GIBOKN0008	5/18/2005 8:45	3	19.09	8.26	320	7.76
1GIBOKN0008	5/18/2005 8:45	4	19.08	8.26	320	7.75
1GIBOKN0008	5/18/2005 8:45	5	19.08	8.25	320	7.75
1GIBOKN0008	7/6/2005 8:20	0.1	26.3	7.79	298	5.83
1GIBOKN0008	7/6/2005 8:20	0.5	26.29	7.79	298	5.8
1GIBOKN0008	7/6/2005 8:20	1	26.3	7.79	298	5.81

Station	Sample Date/Time	Depth (m)	Temperature (°C)	pH	Specific Conductivity (uS/cm)	DO (mg/L)
1GIBOKN0008	7/6/2005 8:20	2	26.29	7.79	298	5.79
1GIBOKN0008	7/6/2005 8:20	3	26.28	7.79	298	5.8
1GIBOKN0008	7/6/2005 8:20	4	26.28	7.78	298	5.75
1GIBOKN0008	7/6/2005 8:20	5	26.27	7.78	298	5.72
1GIBOKN0008	7/20/2005 8:55	0.1	27.67	7.68	285	5.86
1GIBOKN0008	7/20/2005 8:55	0.5	27.66	7.69	284	5.81
1GIBOKN0008	7/20/2005 8:55	1	27.63	7.68	284	5.68
1GIBOKN0008	7/20/2005 8:55	2	27.58	7.66	284	5.54
1GIBOKN0008	7/20/2005 8:55	3	27.56	7.66	284	5.47
1GIBOKN0008	7/20/2005 8:55	4	27.54	7.66	283	5.38
1GIBOKN0008	8/10/2005 8:45	0.1	27.91	7.63	275	5.08
1GIBOKN0008	8/10/2005 8:45	0.5	27.9	7.62	275	5.1
1GIBOKN0008	8/10/2005 8:45	1	27.89	7.62	275	4.97
1GIBOKN0008	8/10/2005 8:45	2	27.86	7.61	275	4.84
1GIBOKN0008	8/10/2005 8:45	3	27.83	7.62	274	4.84
1GIBOKN0008	8/10/2005 8:45	4	27.82	7.62	273	4.85
1GIBOKN0008	8/24/2005 12:50	0.1	30.08	8.97	322	15.52
1GIBOKN0008	8/24/2005 12:50	0.5	29.45	8.98	320	15.31
1GIBOKN0008	8/24/2005 12:50	1	28.31	8.42	319	9.82
1GIBOKN0008	8/24/2005 12:50	2	28.22	8.19	319	8.28
1GIBOKN0008	8/24/2005 12:50	3	28.2	8.01	318	7.35
1GIBOKN0008	8/24/2005 12:50	4	28.14	7.64	344	5.04
1GIBOKN0008	9/7/2005 8:50	0.1	27.1	7.74	264	5.61
1GIBOKN0008	9/7/2005 8:50	0.5	27.1	7.73	264	5.64
1GIBOKN0008	9/7/2005 8:50	1	27.1	7.75	264	5.66
1GIBOKN0008	9/7/2005 8:50	2	27.1	7.75	264	5.65
1GIBOKN0008	9/7/2005 8:50	3	27.1	7.75	264	5.65
1GIBOKN0008	9/7/2005 8:50	3.5	27.1	7.77	264	5.7
1GIBOKN0008	9/21/2005 13:40	0.1	27.5	8.02	267	8.65
1GIBOKN0008	9/21/2005 13:40	0.5	27.27	8.02	267	8.66
1GIBOKN0008	9/21/2005 13:40	1	26.59	8.01	268	8.48
1GIBOKN0008	9/21/2005 13:40	2	25.88	7.82	265	7.34
1GIBOKN0008	9/21/2005 13:40	3	25.78	7.8	266	6.88
1GIBOKN0008	4/27/2006 12:45	0.1	19.82	7.69	422	5.27
1GIBOKN0008	4/27/2006 12:45	0.5	19.68	7.67	424	5.1
1GIBOKN0008	4/27/2006 12:45	1	19.58	7.66	431	5.01

Station	Sample Date/Time	Depth (m)	Temperature (°C)	pH	Specific Conductivity (uS/cm)	DO (mg/L)
1GIBOKN0008	4/27/2006 12:45	2	19.35	7.67	420	5.25
1GIBOKN0008	4/27/2006 12:45	3	19.16	7.61	412	3.86
1GIBOKN0008	4/27/2006 12:45	4	19.29	7.56	560	3.81
1GIBOKN0008	5/8/2006 9:15	0.1	17.54	7.92	288	7.93
1GIBOKN0008	5/8/2006 9:15	0.5	17.54	7.93	288	7.95
1GIBOKN0008	5/8/2006 9:15	1	17.53	7.96	288	7.97
1GIBOKN0008	5/8/2006 9:15	2	17.53	8.02	288	8
1GIBOKN0008	5/8/2006 9:15	3	17.53	8.02	288	8.01
1GIBOKN0008	5/8/2006 9:15	4	17.53	8.02	288	8.02
1GIBOKN0008	5/8/2006 9:15	5	17.53	8.02	288	8.04
1GIBOKN0008	5/8/2006 9:15	6	17.53	8.03	288	8.06
1GIBOKN0008	7/5/2006 9:00	0.5	28.69	8.79	348	10.89
1GIBOKN0008	7/5/2006 9:00	1	28.7	8.81	348	10.61
1GIBOKN0008	7/5/2006 9:00	2	28.64	8.75	349	10.05
1GIBOKN0008	7/5/2006 9:00	3	28.33	8.33	365	7.58
1GIBOKN0008	7/5/2006 9:00	4	28.12	8.15	499	6.75
1GIBOKN0008	8/8/2006 14:10	0.1	29.56	8.05	303	7.59
1GIBOKN0008	8/8/2006 14:10	0.5	29.55	8.03	303	7.49
1GIBOKN0008	8/8/2006 14:10	1	29.4	8.01	304	6.72
1GIBOKN0008	8/8/2006 14:10	2	28.91	7.99	304	6.02
1GIBOKN0008	8/8/2006 14:10	3	28.68	8	305	5.78
1GIBOKN0008	8/8/2006 14:10	4	28.65	8.06	305	5.8
1GIBOKN0008	8/24/2006 13:55	0.1	29.2	8.46	364	11.84
1GIBOKN0008	8/24/2006 13:55	0.5	29.14	8.34	363	11.78
1GIBOKN0008	8/24/2006 13:55	1	28.65	8.12	360	10.43
1GIBOKN0008	8/24/2006 13:55	2	27.93	7.84	343	8.88
1GIBOKN0008	8/24/2006 13:55	3	27.41	7.52	339	5.31
1GIBOKN0008	8/24/2006 13:55	4	27.25	7.63	341	5.24
1GIBOKN0008	9/6/2006 8:05	0.1	26.21	8.09	384	6.57
1GIBOKN0008	9/6/2006 8:05	0.5	26.19	8.08	381	6.57
1GIBOKN0008	9/6/2006 8:05	1	26.2	8.07	382	6.48
1GIBOKN0008	9/6/2006 8:05	2	26.21	8.06	385	6.39
1GIBOKN0008	9/6/2006 8:05	3	26.22	8.09	385	6.43
1GIBOKN0008	9/6/2006 8:05	4	26.19	8.1	384	6.48

Table D-7 Site 305 Station Data

Station	Sample Date/Time	Depth (m)	Temperature (°C)	pH	Specific Conductivity (uS/cm)	DO (mg/L)
1GIBOKN0305	6/8/2006 11:00	0.5	26.91	8.33	294	8.43
1GIBOKN0305	6/8/2006 11:00	1	26.29	8.31	293	7.99
1GIBOKN0305	6/8/2006 11:00	2	25.82	8.16	292	6.58
1GIBOKN0305	6/8/2006 11:00	3	25.75	8.14	292	6.49
1GIBOKN0305	6/8/2006 11:00	4	25.63	8.07	292	6.24
1GIBOKN0305	6/8/2006 11:00	5	25.51	7.96	293	5.81
1GIBOKN0305	6/8/2006 11:00	6	25.33	7.93	291	5.68
1GIBOKN0305	6/8/2006 11:00	7	25.02	7.83	290	5.19
1GIBOKN0305	6/8/2006 11:00	8	24.81	7.73	291	4
1GIBOKN0305	6/8/2006 11:00	9	23.72	7.7	294	1.91
1GIBOKN0305	6/8/2006 11:00	10	22.85	7.83	298	1.68

Table D-8 Site 355 Station Data

Station	Sample Date/Time	Depth (m)	Temperature (°C)	pH	Specific Conductivity (uS/cm)	DO (mg/L)
1GIBOKN0355	8/8/2006 10:05	0.1	30.84	8.73	317	8.4
1GIBOKN0355	8/8/2006 10:05	0.5	30.84	8.72	317	8.34
1GIBOKN0355	8/8/2006 10:05	1	30.77	8.66	317	8.02
1GIBOKN0355	8/8/2006 10:05	2	30.65	8.54	319	7.37
1GIBOKN0355	8/8/2006 10:05	3	30.56	8.46	320	6.88
1GIBOKN0355	8/8/2006 10:05	4	30.49	8.32	323	5.99
1GIBOKN0355	8/8/2006 10:05	5	30.26	7.99	334	3.53
1GIBOKN0355	8/8/2006 10:05	6	29.86	7.78	339	0.92
1GIBOKN0355	8/8/2006 10:05	7	29.74	7.79	335	0.62
1GIBOKN0355	8/8/2006 10:05	8	29.65	7.78	334	0.32
1GIBOKN0355	8/8/2006 10:05	9	29.59	7.81	332	0.33
1GIBOKN0355	8/8/2006 10:05	10	29.48	7.81	330	0.36
1GIBOKN0355	8/8/2006 10:05	11	29.37	7.85	324	0.43

Table D-9 Site 386 Station Data

Station	Sample Date/Time	Depth (m)	Temperature (°C)	pH	Specific Conductivity (uS/cm)	DO (mg/L)
1GIBOKN0386	9/6/2006 12:20	0.1	26.9	8.59	330	8.87
1GIBOKN0386	9/6/2006 12:20	0.5	26.84	8.6	330	8.87
1GIBOKN0386	9/6/2006 12:20	1	26.69	8.56	331	8.72
1GIBOKN0386	9/6/2006 12:20	2	26.1	8.51	332	7.98
1GIBOKN0386	9/6/2006 12:20	3	25.92	8.48	332	7.6
1GIBOKN0386	9/6/2006 12:20	4	25.78	8.43	333	7.12

Table D-10 Site 20-01 Station Data (Long Term Averages)

Station	Sample Date/Time	Depth (m)	Temperature (°C)	pH	Specific Conductivity (uS/cm)	DO (mg/L)
121600020020-01S	Jan	11.6	N/A	N/A	N/A	N/A
121600020020-01S	Feb	N/A	N/A	N/A	N/A	N/A
121600020020-01S	Mar	N/A	N/A	N/A	N/A	12.345
121600020020-01S	Apr	14.2	N/A	N/A	N/A	N/A
121600020020-01S	May	N/A	N/A	N/A	N/A	9.120
121600020020-01S	Jun	N/A	N/A	N/A	N/A	8.270
121600020020-01S	Jul	10.9	N/A	N/A	N/A	9.614
121600020020-01S	Aug	N/A	N/A	N/A	N/A	8.012
121600020020-01S	Sep	N/A	N/A	N/A	N/A	7.970
121600020020-01S	Oct	8.8	N/A	N/A	N/A	5.737
121600020020-01S	Nov	N/A	N/A	N/A	N/A	N/A

Table D-11 Site Kerr Dam Station Data

Station	Sample Date/Time	Depth (m)	Temperature (°C)	pH	Specific Conductivity (uS/cm)	DO (mg/L)
Kerr Dam	3/6/2013 13:03	N/A	N/A	N/A	N/A	12.345
Kerr Dam	5/22/2013 11:03	N/A	N/A	N/A	N/A	9.12
Kerr Dam	6/5/2013 12:24	N/A	N/A	N/A	N/A	8.11
Kerr Dam	6/19/2013 10:08	N/A	N/A	N/A	N/A	8.43
Kerr Dam	7/2/2013 9:17	N/A	N/A	N/A	N/A	10.18
Kerr Dam	7/17/2013 10:10	N/A	N/A	N/A	N/A	9.047
Kerr Dam	8/15/2013 10:15	N/A	N/A	N/A	N/A	6.267
Kerr Dam	8/29/2013 9:52	N/A	N/A	N/A	N/A	9.757
Kerr Dam	9/9/2013 10:38	N/A	N/A	N/A	N/A	7.97
Kerr Dam	10/3/2013 10:59	N/A	N/A	N/A	N/A	5.737

Table D-12 Site 003 Water Chemistry Results

Station	Sample Date/Time	Depth (m)	TSS (mg/L)	NH4 (mg/L)	TKN (mg/L)	NOX (mg/L)	TP (mg/L)	TPO4 (mg/L)	TOC (mg/L)	Chlorophyll-a (µg/L)
1GIBOKN0003	3/24/2005 10:20	0.5	12	0.12	0.76	0.92	0.085	0.049	3.12	18.5
1GIBOKN0003	3/24/2005 10:20	16	12	0.08	0.82	0.88	0.11	0.053	3.28	N/A
1GIBOKN0003	4/20/2005 12:40	0.5	13	0.11	0.55	0.81	0.092	0.024	3.43	17.5
1GIBOKN0003	4/20/2005 12:40	16	11	0.18	0.61	0.81	0.116	0.031	3.27	N/A
1GIBOKN0003	5/18/2005 11:55	0.5	15	0.08	0.71	0.29	0.063	<0.020	3.23	23.7
1GIBOKN0003	5/18/2005 11:55	16	13	0.26	0.77	0.45	0.123	0.135	3.16	N/A
1GIBOKN0003	7/6/2005 11:00	0.5	6	0.17	0.73	<0.02	0.074	<0.020	3.6	32.7
1GIBOKN0003	7/6/2005 11:00	17	6	0.17	0.56	0.44	0.091	0.056	3.3	N/A
1GIBOKN0003	7/20/2005 11:40	0.5	6	0.08	0.66	<0.02	0.052	<0.020	3.47	19.2
1GIBOKN0003	7/20/2005 11:40	16	11	0.18	0.66	0.26	0.211	0.074	3.34	N/A
1GIBOKN0003	8/10/2005 11:35	0.5	<2	0.05	0.58	<0.02	0.087	0.023	3.65	21.5
1GIBOKN0003	8/10/2005 11:35	16	8	0.31	0.75	<0.02	0.245	0.176	3.67	N/A
1GIBOKN0003	8/24/2005 9:45	0.5	4	0.05	0.58	<0.02	0.079	<0.02	3.7	13.2
1GIBOKN0003	8/24/2005 9:45	16	6	0.19	0.62	0.14	0.116	0.021	3.64	N/A
1GIBOKN0003	9/7/2005 11:25	0.5	<2	0.02	0.64	0.07	0.101	0.073	3.9	13.9
1GIBOKN0003	9/7/2005 11:25	16	4	0.06	0.62	0.1	0.152	0.079	3.76	N/A
1GIBOKN0003	9/21/2005 12:05	0.5	8	0.02	0.58	<0.02	0.101	0.045	3.67	22.8
1GIBOKN0003	9/21/2005 12:05	16	11	0.02	0.43	0.23	0.144	0.108	3.46	N/A
1GIBOKN0003	4/27/2006 9:25	0.5	5	0.02	0.46	<0.02	0.065	0.025	3.9	N/A
1GIBOKN0003	4/27/2006 9:25	16	12	0.07	0.57	<0.02	0.073	0.031	4.02	N/A
1GIBOKN0003	5/8/2006 11:00	0.5	7	0.22	0.52	0.05	0.122	0.038	3.66	N/A
1GIBOKN0003	5/8/2006 11:00	18	15	0.17	0.58	0.16	0.126	0.02	3.69	N/A
1GIBOKN0003	6/8/2006 9:25	0.5	<2	0.03	0.51	<0.02	0.063	<0.020	4.12	N/A
1GIBOKN0003	6/8/2006 9:25	17	3	0.11	0.46	0.17	0.142	0.098	3.54	N/A

Station	Sample Date/Time	Depth (m)	TSS (mg/L)	NH4 (mg/L)	TKN (mg/L)	NOX (mg/L)	TP (mg/L)	TPO4 (mg/L)	TOC (mg/L)	Chlorophyll-a (µg/L)
1GIBOKN0003	7/5/2006 12:25	0.5	4	0.07	0.56	<0.02	0.079	<0.020	3.7	N/A
1GIBOKN0003	7/5/2006 12:25	16	12	0.33	0.81	<0.02	0.205	0.148	3.58	N/A
1GIBOKN0003	8/8/2006 12:10	0.5	5	0.02	0.62	0.15	0.099	0.046	3.32	N/A
1GIBOKN0003	8/8/2006 12:10	16	14	0.57	1.39	0.28	0.299	0.188	3.27	N/A
1GIBOKN0003	8/24/2006 7:15	0	<2	0.02	<0.04	<0.02	<0.02	<0.02	<0.35	N/A
1GIBOKN0003	8/24/2006 9:30	0.5	2	0.15	0.63	0.12	0.097	0.08	3.58	N/A
1GIBOKN0003	8/24/2006 9:30	16	12	0.5	1.09	<0.02	0.237	0.2	3.77	N/A
1GIBOKN0003	8/24/2006 9:31	0.5	2.8	0.15	0.88	0.16	0.097	0.1	3.58	N/A
1GIBOKN0003	9/6/2006 9:50	0.5	4	0.08	0.7	0.08	0.08	<0.02	N/A	N/A
1GIBOKN0003	9/6/2006 9:50	16	7.2	0.33	1.11	0.02	<0.02	0.09	N/A	N/A

Table D-13 Site 004 Water Chemistry Results

Station	Sample Date/Time	Depth (m)	TSS (mg/L)	NH4 (mg/L)	TKN (mg/L)	NOX (mg/L)	TP (mg/L)	TPO4 (mg/L)	TOC (mg/L)	Chlorophyll-a (µg/L)
1GIBOKN0004	3/24/2005 10:50	0.5	23	0.09	0.8	0.63	0.063	<0.020	2.99	24.1
1GIBOKN0004	3/24/2005 10:50	8	20	0.08	0.83	0.6	0.074	<0.020	3.43	N/A
1GIBOKN0004	4/20/2005 13:05	0.5	14	0.09	0.73	0.32	0.069	<0.020	2.99	No Data
1GIBOKN0004	4/20/2005 13:05	7	12	0.11	0.73	0.36	0.067	<0.020	2.99	N/A
1GIBOKN0004	5/18/2005 12:30	0.5	18	0.08	0.92	0.07	0.077	0.046	3.34	43.6
1GIBOKN0004	5/18/2005 12:30	7	27	0.09	0.86	0.06	0.084	<.020	3.23	N/A
1GIBOKN0004	7/6/2005 11:50	0.5	10	0.07	0.79	<0.02	0.072	<0.020	3.55	38.3
1GIBOKN0004	7/6/2005 11:50	8	5	0.22	0.59	0.25	0.074	<0.020	3.15	N/A
1GIBOKN0004	7/20/2005 12:15	0.5	8	0.08	0.72	<0.02	0.096	<0.020	3.47	29

Station	Sample Date/Time	Depth (m)	TSS (mg/L)	NH4 (mg/L)	TKN (mg/L)	NOX (mg/L)	TP (mg/L)	TPO4 (mg/L)	TOC (mg/L)	Chlorophyll-a (µg/L)
1GIBOKN0004	7/20/2005 12:15	7	9	0.09	0.76	<0.02	0.071	<0.020	3.17	N/A
1GIBOKN0004	8/10/2005 12:20	0.5	<2	0.05	0.72	<0.02	0.063	<0.020	3.66	19.9
1GIBOKN0004	8/10/2005 12:20	7	<2	0.06	0.49	<0.02	0.079	0.023	3.45	N/A
1GIBOKN0004	8/24/2005 10:20	0.5	5	0.04	0.73	0.06	0.084	<0.020	3.86	25.3
1GIBOKN0004	8/24/2005 10:20	7	6	0.07	0.66	0.08	0.075	<0.020	3.85	N/A
1GIBOKN0004	9/7/2005 11:55	0.5	2	<0.02	0.74	<0.02	0.082	0.032	3.86	24.9
1GIBOKN0004	9/7/2005 11:55	6	6	<0.02	0.69	<0.02	0.092	0.023	3.88	N/A
1GIBOKN0004	9/21/2005 12:40	0.5	10	<0.02	0.7	0.03	0.077	0.027	3.79	22.9
1GIBOKN0004	9/21/2005 12:40	6	7	0.05	0.51	0.07	0.119	0.045	3.4	N/A
1GIBOKN0004	4/27/2006 9:55	0.5	7	0.05	0.55	<0.02	0.058	<0.020	3.91	N/A
1GIBOKN0004	5/8/2006 11:25	0.5	9	0.06	0.63	<0.02	0.07	<0.020	3.9	N/A
1GIBOKN0004	6/8/2006 10:00	0.5	<2	0.03	0.58	<0.02	0.058	<0.020	3.77	N/A
1GIBOKN0004	7/5/2006 13:10	0.5	7	0.09	0.73	<0.02	0.091	<0.020	3.76	N/A
1GIBOKN0004	8/8/2006 12:45	0.5	<2	<0.02	0.78	<0.02	0.062	<0.020	3.62	N/A
1GIBOKN0004	8/24/2006 10:40	0.5	<2	0.08	0.72	<0.02	0.08	0.03	3.72	N/A
1GIBOKN0004	9/6/2006 6:35	0	<2	0.03	<0.04	<0.02	<0.02	<0.02	N/A	N/A
1GIBOKN0004	9/6/2006 10:20	0.5	6	0.11	0.83	0.02	0.08	0.082	N/A	N/A
1GIBOKN0004	9/6/2006 10:21	0.5	10	0.11	0.92	<0.02	0.08	0.058	N/A	N/A

Table D-14 Site 005 Water Chemistry Results

Station	Sample Date/Time	Depth (m)	TSS (mg/L)	NH4 (mg/L)	TKN (mg/L)	NOX (mg/L)	TP (mg/L)	TPO4 (mg/L)	TOC (mg/L)	Chlorophyll-a (µg/L)
1GIBOKN0005	3/24/2005 12:50	0.5	13	0.13	0.81	0.76	0.095	0.038	3.12	N/A
1GIBOKN0005	3/24/2005 12:50	9	22	0.1	0.78	0.78	0.087	0.043	3.16	N/A
1GIBOKN0005	4/20/2005 11:50	0.5	11	0.07	0.8	0.53	0.078	<0.020	3.41	33
1GIBOKN0005	4/20/2005 11:50	8	32	0.14	0.83	0.55	0.117	<0.020	3.38	N/A
1GIBOKN0005	5/18/2005 10:35	0.5	10	0.07	0.94	0.07	0.07	<0.020	3.36	31.6
1GIBOKN0005	5/18/2005 10:35	8	13	0.17	0.84	0.18	0.084	<0.020	3.22	N/A
1GIBOKN0005	7/6/2005 9:50	0.5	11	0.08	0.77	0.06	0.049	<0.020	3.55	32.9
1GIBOKN0005	7/6/2005 9:50	8	6	0.2	0.81	0.13	0.069	<0.020	3.42	N/A
1GIBOKN0005	7/20/2005 10:35	0.5	4	0.07	0.7	<0.02	0.087	<0.020	3.44	27.3
1GIBOKN0005	7/20/2005 10:35	9	8	0.23	0.84	0.02	0.098	0.033	3.45	N/A
1GIBOKN0005	8/10/2005 10:35	0.5	2	0.06	0.79	<0.02	0.108	<0.020	3.78	35
1GIBOKN0005	8/10/2005 10:35	9	<2	0.18	0.66	0.04	0.122	0.086	3.48	N/A
1GIBOKN0005	8/24/2005 11:25	0.5	5	0.09	0.8	<0.02	0.112	<0.020	3.9	22.3
1GIBOKN0005	8/24/2005 11:25	8	11	0.15	0.75	<0.02	0.095	<0.020	3.88	N/A
1GIBOKN0005	9/7/2005 10:50	0.5	2	<0.02	0.67	<0.02	0.117	0.051	3.99	18.3
1GIBOKN0005	9/7/2005 10:50	7	5	0.11	0.65	<0.02	0.13	0.066	3.89	N/A
1GIBOKN0005	9/21/2005 10:25	0.5	8	<0.02	0.61	<0.02	0.115	0.044	3.73	22.3
1GIBOKN0005	9/21/2005 10:25	8	18	0.11	0.68	<0.02	0.123	0.064	3.49	N/A
1GIBOKN0005	4/27/2006 10:55	0.5	9	0.05	0.56	<0.02	0.068	0.029	4.08	N/A
1GIBOKN0005	4/27/2006 10:55	8	12	0.04	0.55	<0.02	0.088	0.028	3.96	N/A
1GIBOKN0005	5/8/2006 10:25	0.5	5	0.05	0.62	0.03	0.129	0.037	3.69	N/A
1GIBOKN0005	5/8/2006 10:25	10	13	0.11	0.47	0.09	0.135	0.025	3.74	N/A
1GIBOKN0005	6/8/2006 11:25	0.5	<2	0.05	0.49	<0.02	0.084	<0.020	3.91	N/A
1GIBOKN0005	6/8/2006 11:25	9	4	0.21	0.63	<0.02	0.141	0.076	3.59	N/A

Station	Sample Date/Time	Depth (m)	TSS (mg/L)	NH4 (mg/L)	TKN (mg/L)	NOX (mg/L)	TP (mg/L)	TPO4 (mg/L)	TOC (mg/L)	Chlorophyll-a (µg/L)
1GIBOKN0005	7/5/2006 11:15	0.5	3	0.07	0.59	<0.02	0.091	0.021	4.07	N/A
1GIBOKN0005	7/5/2006 11:15	8	10	0.16	0.8	<0.02	0.12	0.056	3.7	N/A
1GIBOKN0005	8/8/2006 10:20	0.5	2	<0.02	0.9	0.05	0.103	0.029	3.61	N/A
1GIBOKN0005	8/8/2006 10:20	8	6	0.15	0.81	0.05	0.138	0.069	3.53	N/A
1GIBOKN0005	8/24/2006 12:15	0.5	2.8	0.03	0.68	0.04	0.129	0.08	3.67	N/A
1GIBOKN0005	8/24/2006 12:15	8	13.2	0.25	0.8	0.02	0.149	0.06	3.65	N/A
1GIBOKN0005	9/6/2006 9:10	0.5	6.8	0.11	0.9	<0.02	0.1	0.131	N/A	N/A
1GIBOKN0005	9/6/2006 9:10	8	9.6	0.07	0.92	<0.02	0.09	0.065	N/A	N/A

Table D-15 Site 006 Water Chemistry Results

Station	Sample Date/Time	Depth (m)	TSS (mg/L)	NH4 (mg/L)	TKN (mg/L)	NOX (mg/L)	TP (mg/L)	TPO4 (mg/L)	TOC (mg/L)	Chlorophyll-a (µg/L)
1GIBOKN0006	3/24/2005 9:25	0.5	14	0.07	0.72	0.91	0.109	0.053	3.33	23.7
1GIBOKN0006	4/20/2005 10:50	0.5	21	0.06	0.73	0.74	0.146	0.02	3.15	43.1
1GIBOKN0006	5/18/2005 9:50	0.5	23	0.1	0.65	0.49	0.107	0.033	3.18	20.6
1GIBOKN0006	7/6/2005 9:05	0.5	8	0.06	0.63	0.34	0.089	<0.020	3.55	22
1GIBOKN0006	7/20/2005 9:45	0.5	5	0.08	0.72	<0.02	0.13	<0.020	3.71	39.2
1GIBOKN0006	8/10/2005 9:30	0.5	5	0.05	0.67	<0.02	0.126	0.057	3.48	24.1
1GIBOKN0006	8/24/2005 12:05	0.5	6	0.06	0.71	<0.02	0.146	<0.020	4.11	22.6
1GIBOKN0006	9/7/2005 10:00	0.5	5	<0.02	0.6	<0.02	0.134	0.079	3.89	14.2
1GIBOKN0006	9/21/2005 9:45	0.5	7	<0.02	0.71	<0.02	0.213	0.132	3.64	26.5
1GIBOKN0006	4/27/2006 12:05	0.5	14	0.05	0.62	<0.02	0.161	0.1	4.08	N/A

Station	Sample Date/Time	Depth (m)	TSS (mg/L)	NH4 (mg/L)	TKN (mg/L)	NOX (mg/L)	TP (mg/L)	TPO4 (mg/L)	TOC (mg/L)	Chlorophyll-a (µg/L)
1GIBOKN0006	5/8/2006 9:55	0.5	11	0.06	0.5	0.07	0.12	<0.020	3.83	N/A
1GIBOKN0006	6/8/2006 12:30	0.5	<2	<0.02	0.6	<0.02	0.102	0.027	3.85	N/A
1GIBOKN0006	7/5/2006 7:20	0	<2	<0.02	<0.04	<0.02	0.028	<0.02	<0.35	N/A
1GIBOKN0006	7/5/2006 9:55	0.5	<2	0.12	0.62	<0.02	0.102	0.048	3.8	N/A
1GIBOKN0006	7/5/2006 9:56	0.5	2	0.09	0.64	<0.02	0.106	0.047	3.66	N/A
1GIBOKN0006	8/8/2006 9:30	0.5	3	0.03	0.8	0.07	0.186	0.114	3.3	N/A
1GIBOKN0006	8/24/2006 13:05	0.5	8	0.05	0.74	<0.02	0.131	0.09	3.77	N/A
1GIBOKN0006	9/6/2006 8:40	0.5	7.6	0.15	0.79	<0.02	0.16	0.181	N/A	N/A

Table D-16 Site 008 Water Chemistry Results

Station	Sample Date/Time	Depth (m)	TSS (mg/L)	NH4 (mg/L)	TKN (mg/L)	NOX (mg/L)	TP (mg/L)	TPO4 (mg/L)	TOC (mg/L)	Chlorophyll-a (µg/L)
1GIBOKN0008	3/24/2005 14:05	0.5	7	0.09	0.7	0.96	0.089	0.066	3.36	20.5
1GIBOKN0008	4/20/2005 10:05	0.5	10	0.07	0.5	1.2	0.126	0.071	3.05	13.7
1GIBOKN0008	5/18/2005 8:45	0.5	17	0.12	0.59	0.61	0.081	0.038	3.02	7.9
1GIBOKN0008	7/6/2005 8:20	0.5	12	0.09	0.63	0.39	0.079	0.027	3.46	10.8
1GIBOKN0008	7/20/2005 8:55	0.5	3	0.07	0.5	0.24	0.102	0.046	3.5	12.3
1GIBOKN0008	8/10/2005 8:45	0.5	<2	0.07	0.56	0.12	0.158	0.089	3.48	7.9
1GIBOKN0008	8/24/2005 12:50	0.5	6	0.06	1.23	0.33	0.605	0.429	4.16	42.3
1GIBOKN0008	9/7/2005 8:50	0.5	<2	0.02	0.56	0.08	0.114	0.09	3.74	N/A
1GIBOKN0008	9/21/2005 13:40	0.5	9	<0.02	0.45	0.14	0.167	0.142	3.51	11.1
1GIBOKN0008	4/27/2006 12:45	0.5	13	0.22	0.8	0.41	0.607	0.496	5.13	N/A

Station	Sample Date/Time	Depth (m)	TSS (mg/L)	NH4 (mg/L)	TKN (mg/L)	NOX (mg/L)	TP (mg/L)	TPO4 (mg/L)	TOC (mg/L)	Chlorophyll-a (µg/L)
1GIBOKN0008	5/8/2006 9:15	0.5	8	0.05	0.46	0.14	0.076	<0.020	3.53	N/A
1GIBOKN0008	6/8/2006 13:00	0.5	<2	<0.02	0.48	0.03	0.105	0.029	4.15	N/A
1GIBOKN0008	7/5/2006 9:00	0.5	3	0.12	0.95	<0.02	0.324	0.244	3.69	N/A
1GIBOKN0008	8/8/2006 7:30	0	<2	<0.02	<0.04	<0.02	<0.02	<0.02	<0.35	N/A
1GIBOKN0008	8/8/2006 14:10	0.5	<2	0.03	0.69	0.09	0.102	0.061	3.96	N/A
1GIBOKN0008	8/8/2006 14:11	0.5	<2	0.05	0.59	0.12	0.109	0.063	3	N/A
1GIBOKN0008	8/24/2006 13:55	0.5	4.4	0.08	0.87	0.46	0.392	0.34	4.14	N/A
1GIBOKN0008	9/6/2006 8:05	0.5	9.6	0.12	0.94	0.58	0.5	0.473	N/A	N/A

Table D-17 Site 305 Water Chemistry Results

Station	Sample Date/Time	Depth (m)	TSS (mg/L)	NH4 (mg/L)	TKN (mg/L)	NOX (mg/L)	TP (mg/L)	TPO4 (mg/L)	TOC (mg/L)	Chlorophyll-a (µg/L)
1GIBOKN0305	6/8/2006 11:00	0.5	N/A	N/A	0.54	N/A	0.067	N/A	N/A	N/A

Table D-18 Site 355 Water Chemistry Results

Station	Sample Date/Time	Depth (m)	TSS (mg/L)	NH4 (mg/L)	TKN (mg/L)	NOX (mg/L)	TP (mg/L)	TPO4 (mg/L)	TOC (mg/L)	Chlorophyll-a (µg/L)
1GIBOKN0355	8/8/2006 11:00	0.5	N/A	N/A	0.89	N/A	0.153	N/A	N/A	N/A

Table D-19 Site 386 Water Chemistry Results

Station	Sample Date/Time	Depth (m)	TSS (mg/L)	NH4 (mg/L)	TKN (mg/L)	NOX (mg/L)	TP (mg/L)	TPO4 (mg/L)	TOC (mg/L)	Chlorophyll-a (µg/L)
1GIBOKN0355	9/6/2006 11:00	0.5	N/A	N/A	0.99	N/A	0.19	N/A	N/A	N/A

Table D-20 Site 20-01 Water Chemistry Results (Long Term Averages)

Station	Sample Date/Time	Depth (m)	TSS (mg/L)	NH4 (mg/L)	TKN (mg/L)	NOX (mg/L)	TP (mg/L)	TPO4 (mg/L)	TOC (mg/L)	Chlorophyll-a (µg/L)
121600020020-01S	Jan	11.6	9.500	0.025	0.302	0.325	0.074	0.062	N/A	6.550
121600020020-01S	Feb	N/A	9.938	0.025	0.506	0.388	0.061	0.039	N/A	9.925
121600020020-01S	Mar	N/A	10.375	0.025	0.490	0.273	0.069	0.038	N/A	9.700
121600020020-01S	Apr	14.2	11.250	0.025	0.475	1.273	0.078	0.037	N/A	16.170
121600020020-01S	May	N/A	13.000	0.038	0.579	0.928	0.066	0.027	N/A	12.522
121600020020-01S	Jun	N/A	8.000	0.025	0.950	1.212	0.200	0.052	N/A	9.987
121600020020-01S	Jul	10.9	7.281	0.025	0.738	0.146	0.080	0.007	N/A	7.453
121600020020-01S	Aug	N/A	6.563	0.025	0.588	0.097	0.073	0.029	N/A	12.246
121600020020-01S	Sep	N/A	5.125	0.025	0.515	0.188	0.160	0.053	N/A	9.643
121600020020-01S	Oct	8.8	2.250	0.036	0.441	0.169	0.097	0.074	N/A	7.041
121600020020-01S	Nov	N/A	5.875	0.025	0.393	0.241	0.084	0.054	N/A	8.144

Table D-21 Site Kerr Dam Water Chemistry Results

Station	Sample Date/Time	Depth (m)	TSS (mg/L)	NH4 (mg/L)	TKN (mg/L)	NOX (mg/L)	TP (mg/L)	TPO4 (mg/L)	TOC (mg/L)	Chlorophyll-a (µg/L)
Kerr Dam	3/6/2013 13:03	N/A	N/A	<0.01	N/A	0.273	N/A	0.0383	N/A	9.700
Kerr Dam	5/22/2013 11:03	N/A	N/A	N/A	N/A	1.13	0.13	0.0174	N/A	N/A
Kerr Dam	6/5/2013 12:24	N/A	N/A	<0.01	N/A	1.45	0.26	0.0877	N/A	N/A
Kerr Dam	6/19/2013 10:08	N/A	N/A	0.0285	N/A	0.974	0.28	0.052	N/A	N/A
Kerr Dam	7/2/2013 9:17	N/A	N/A	0.0181	N/A	0.453	0.1	0.0104	N/A	N/A
Kerr Dam	7/17/2013 10:10	N/A	N/A	<0.01	N/A	0.142	0.07	<0.01	N/A	N/A
Kerr Dam	7/30/2013 11:00	N/A	N/A	0.0388	N/A	0.248	0.12	N/A	N/A	N/A
Kerr Dam	8/15/2013 10:15	N/A	N/A	0.0235	N/A	0.465	0.15	0.08	N/A	N/A
Kerr Dam	8/29/2013 9:52	N/A	N/A	0.0255	N/A	0.0152	N/A	<0.01	N/A	17.033
Kerr Dam	9/9/2013 10:38	N/A	N/A	<0.01	N/A	0.188	0.16	0.0525	N/A	N/A
Kerr Dam	10/3/2013 10:59	N/A	N/A	<0.01	N/A	0.368	0.14	0.11	N/A	3.333

Table D-22 Water Quality Monitoring Stations for Streams in Fort Gibson Lake Watershed

Site	Station Number	Latitude	Longitude	Represents
Spring Creek, Off US 412, Murphy	121600010290-001AT	**36.131042409**	**-95.190156036**	

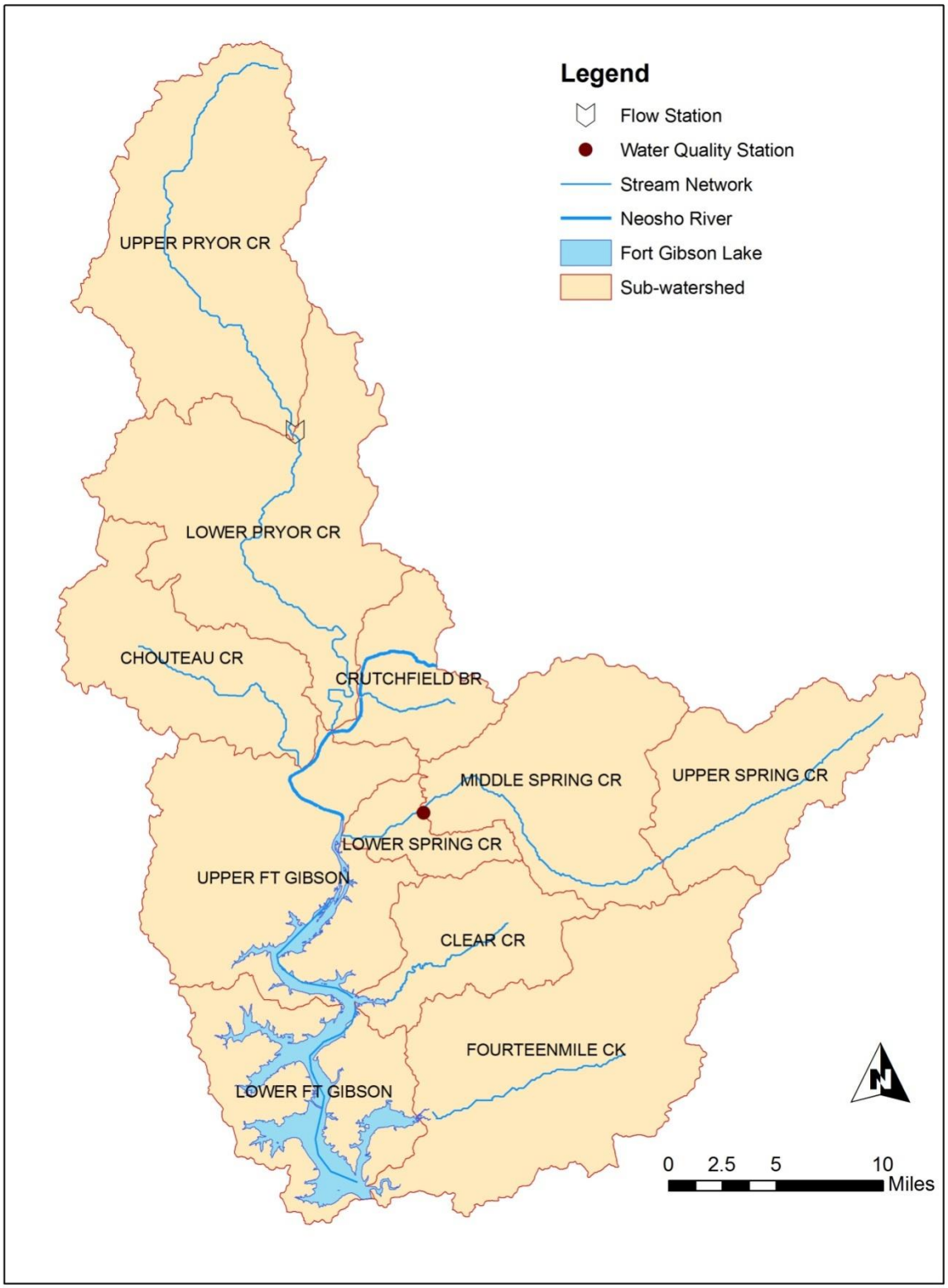

Figure D-3 Water Quality Monitoring Station on Spring Creek for Streams in Fort Gibson Lake Watershed

Table D-23 Site 290 Water Quality Monitoring Results

Station	Sample Date/Time	Depth (m)	Temperature (°C)	pH	Specific Conductivity (uS/cm)	DO (mg/L)
121600010290-001AT	2/2/2005 10:13	0.7	8.98	7.43	91.4	10.49
121600010290-001AT	2/28/2005 11:02	0.5	10.15	7.79	91.2	7.01
121600010290-001AT	4/5/2005 14:30	0.6	13.94	7.55	130	11.33
121600010290-001AT	5/10/2005 11:19	0.6	16.71	7.48	115.5	10.52
121600010290-001AT	6/15/2005 9:50	1	19.38	7.26	156.8	6.65
121600010290-001AT	7/25/2005 14:25	0.5	25.26	7.45	188.4	8.88
121600010290-001AT	8/23/2005 11:19	0.4	23.15	7.26	146.6	7.61
121600010290-001AT	9/26/2005 10:45	0.3	23.321	7.51	149	8.42
121600010290-001AT	11/1/2005 13:57	0.4	19.33	7.3	161	9.31
121600010290-001AT	12/12/2005 9:44	0.5	12.1	7.26	175.8	10.35
121600010290-001AT	1/31/2006 13:38	0.4	10.45	7.38	118	11.21
121600010290-001AT	3/7/2006 7:48	0.4	11.12	7.92	121.2	10.14
121600010290-001AT	4/11/2006 13:30	0.5	16.69	7.93	154	10.87
121600010290-001AT	5/23/2006 8:54	N/A	N/A	N/A	N/A	N/A
121600010290-001AT	6/19/2006 10:48	N/A	N/A	N/A	N/A	N/A
121600010290-001AT	8/28/2006 10:45	N/A	N/A	N/A	N/A	N/A
121600010290-001AT	9/26/2006 13:05	1.1	22.7	7.38	224	8.22
121600010290-001AT	11/15/2006 16:15	0.8	15.56	7.51	203	8.52
121600010290-001AT	12/19/2006 7:50	0.5	13.06	7.63	223	9.69

Table D-24 Site 290 Water Chemistry Results

Station	Sample Date/Time	TP (mg/L)	TKN (mg/L)	TURB (NTU)	Color (Borger Color System)	Chl-a (µg/L)	NH4 (mg/L)	NO2 (mg/L)	NO3 (mg/L)	NO23 (mg/L)	PO4 (mg/L)
121600010290-001AT	2/2/2005 10:13	0.013	0.05	2	1	0.28	<0.05	<0.05	0.67	N/A	0.01
121600010290-001AT	2/28/2005 11:02	0.01	0.05	2	93	1.1	<0.05	<0.05	0.44	N/A	0.006
121600010290-001AT	4/5/2005 14:30	0.011	0.17	2	1	0.7	<0.05	N/A	N/A	0.46	0.009
121600010290-001AT	5/10/2005 11:19	0.011	0.06	1	93	N/A	<0.05	N/A	N/A	0.26	0.008
121600010290-001AT	6/15/2005 9:50	0.016	0.05	1	93	0.47	<0.05	N/A	N/A	0.32	0.01
121600010290-001AT	7/25/2005 14:25	0.016	0.17	1	93	1.1	<0.05	N/A	N/A	0.18	0.006
121600010290-001AT	8/23/2005 11:19	0.016	0.05	1	36	0.7	<0.05	N/A	N/A	0.2	0.007
121600010290-001AT	9/26/2005 10:45	0.011	0.05	1	1	0.3	<0.05	N/A	N/A	0.18	0.01
121600010290-001AT	11/1/2005 13:57	0.016	0.05	1	93	0.13	<0.05	N/A	N/A	0.21	0.009
121600010290-001AT	12/12/2005 9:44	0.009	0.05	1	36	0.29	<0.05	N/A	N/A	0.18	0.006
121600010290-001AT	1/31/2006 13:38	0.012	0.05	1	3	0.9	<0.05	N/A	N/A	0.08	0.008
121600010290-001AT	3/7/2006 7:48	0.012	0.13	1	93	0.65	<0.05	N/A	N/A	0.05	0.007
121600010290-001AT	4/11/2006 13:30	0.015	0.05	1	2	N/A	<0.05	N/A	N/A	0.05	0.006
121600010290-001AT	5/23/2006 8:54	0.014	0.08	N/A	N/A	N/A	<0.05	N/A	N/A	0.51	0.009
121600010290-001AT	6/19/2006 10:48	0.016	0.12	N/A	N/A	N/A	<0.05	N/A	N/A	0.22	0.01
121600010290-001AT	8/28/2006 10:45	0.035	0.05	N/A	N/A	N/A	<0.05	N/A	N/A	0.41	0.008
121600010290-001AT	9/26/2006 13:05	0.014	0.23	1	93	3.75	<0.05	N/A	N/A	0.21	0.009
121600010290-001AT	11/15/2006 16:15	0.013	0.09	N/A	36	N/A	<0.05	N/A	N/A	0.19	0.007
121600010290-001AT	12/19/2006 7:50	0.011	0.08	1	106	0.1	<0.05	N/A	N/A	0.45	0.007