

OKLAHOMA DEPARTMENT OF ENVIRONMENTAL QUALITY



Don't Waste Water! It's Costing You Money!

With water conservation efforts under way in parts of Oklahoma, here are a few water conservation tips from the Department of Environmental Quality to help you save water and money.

Water is a precious resource and its availability impacts every part of our lives. Because there is no new water, we have to conserve it. The best places to conserve are where we regularly use water: the kitchen, the bathroom, the laundry and the driveway or yard.

The most substantial reduction in personal water use can be made in the bathroom. Two-thirds of the water used in the average home is used in the bathroom because many people take long showers or flush the toilet unnecessarily. Water conservation not only saves water, it saves energy used to heat the water.

Bathroom Tips

- Check the toilet for leaks. Put a few drops of food coloring in your toilet tank. If, without flushing, the color appears in the bowl, you have a leak that needs to be repaired.
- Don't use the toilet for disposing of cigarette butts or other trash. Use the garbage can.
- Toilets manufactured before January 1994 use 3.5 to 7 gallons of water per flush. Most toilets manufactured after that date use 1.6 to 7 gallons of water per flush.
- To cut down on water used by older model toilets, put plastic bottles filled with sand in your toilet tank, away from the operating mechanism. Don't use this method for toilets that use 1.6 gallons or less as the toilet may not function properly. We also don't recommend using bricks, which disintegrate after a while and damage the mechanism.
- When replacing fixtures, install water conserving models. The price is about the same and it will save you money on your water bill.
- Install water-saving shower heads or flow restrictors. Hardware and plumbing supply stores stock inexpensive water-saving shower heads or restrictors that are easy to install.
- Limit the length of showers to 2 or 3 minutes. Consider turning the shower off while you soap up and turn it on again to rinse.
- Rinse your razor in a few inches of water in the sink, rather than under running water.
- Turn off the tap while brushing your teeth. Use only enough water to wet the brush and rinse your mouth.
- Teach children to turn faucets off tightly after use.







This publication is issued by the Oklahoma Department of Environmental Quality authorized by Robert Singletary, Executive Director. Copies have been prepared at a cost of \$0.106 each. Copies have been deposited with the publications clearinghouse of the Oklahoma Department of Libraries.
(Fact Sheets\WQD\Don't Waste Water.
indd 1/2025)

Don't Waste Water! It's Costing You Money!

Other Tips

- Check all household faucets and pipes for leaks. Even a small leak can waste thousands of gallons per month. Keep faucet washers in good shape or use washerless faucets.
- Keep your grass 1.5 to 2 inches long to encourage deeper roots and reduce the need to water.

A continuous leak at 60 pounds per square inch (psi) from a hole the size illustrated below over a three month period would result in water loss of the amounts shown.

Diameter of Stream			Waste per quarter at 60 psi water pressure			
	inches	mm	gallons	liters	cubic ft	cubic m
	1/4	6.5	1,181,500	4,472,000	158,000	4,475
	1/8	3.2	296,000	1,120,360	39,400	1,115
	1/16	1.6	74,000	280,100	9,850	280
	1/32	0.8	18,500	70,020	2,465	70

For additional information on this subject please contact your local DEQ representative or the Water Quality Division of the Department of Environmental Quality at (405) 702-8100.